800-245-8339 • georgiaunderground.net

CONDUX®

CABLE INSTALLATION

TOOLS & EQUIPMENT CATALOG

ENGINEERED TO ORDER

AERIAL TOOLS

FISHING & RODDING

SWIVELS & ACCESSORIES

PULLING EYES & ACCESSORIES

POWER CABLE INSTALLATION

FIBER CABLE INSTALLATION

OTHER PRODUCTS

2016 - 2017

GEORGIA UNDERGROUND SUPERSTORE

providing labor-saving solutions & support

Good businesses know the importance of productivity and efficiency. That's why we take pride in working directly with the industries we serve to offer tools that are engineered to reduce installation time and increase safety. Condux has the specialized tools to help you do the job right, and do it safely.

Reliable Customer Service

Every tool we sell is backed by our commitment to reliable Customer Service through our international network of knowledgeable representatives and our international Customer Service personnel. You will receive the most reliable customer support available anywhere.

Product Training Seminars

A product is most effective with the proper knowledge and training behind it. That's why Condux offers in-depth product information and hands-on product training. Our outdoor facility has precast manholes, four conduit runs, power poles at the perimeter, handholes, and transformer boxes for realistic training. Participants work in both classroom and hands-on settings, with involvement in a variety of product installations over a two-day period.



CONDUX

To our knowledge, all products and other information in this catalog are accurate at the time of printing. Condux International, Inc. reserves the right to change products and other information without prior notice.

Tools shown in this catalog are designed for their intended use only by trained craftspeople. Before using any Condux tool, make certain you have read and understand any safety, operating, and maintenance instructions for that tool. Call or write for any additional product information required for operation.

All rights reserved. No part of this catalog may be reproduced or transmitted in any form or by any means, electronic or mechanical, including photocopying, recording or storage on an information retrieval system without prior written permission from Condux International, Inc.

© Copyright 2016, Condux International, Inc.

Litho in USA
Catalog Part Number: CAT16-DOM

GETTING TO KNOW CONDUX

Condux International is the premier manufacturer of underground and overhead cable installation tools and equipment for the telecom and electric power markets. Condux machines allow safe, quick and easy installation of fiber optic and power cables.

Condux manufactures almost everything an installer needs to put fiber optic cable or copper cable in the ground or up a pole. With everything from large fiber optic blowers, hand held cable pushers to capstan based cable pullers, every installation method is catered for.

The most important thing about Condux is customer service. We don't just provide you with machinery and walk away, we are with you every step of the way. We train your staff, we service your machine and we help you get the job done the best we can. Condux's network of representatives and customer service personnel are there to provide the industry's most reliable and knowledgeable technical support and assistance every step of the way.

TRAINING COURSES

Watch www.condux.com for future training sessions.

Condux International's three day training courses provide a wealth of information for Condux Distributors, Representatives and Contractors/End Users. The course schedule is as follows:

INDUSTRY BASICS

- Applications for Fiber Optic Cable
- Introduction to Installation Types – Aerial, Innerduct, Microduct, Direct Bury, FTTx, etc
- Basic Fiber & Duct Installation Overview
- Duct Types – Traditional Conduit, Innerduct & Microduct
- Entry Points – Pedestals, Handholes, Manholes, etc.
- Basic Fiber Composition
- Industry Terminology

TELECOM DAY

Focused on Telecom installation concepts and equipment featuring both classroom and hands-on training, each trainee will have the opportunity to run our equipment and actually install fiber into duct.

- Gulfstream® Fiber Blower Set Up & Operation
- Fiber Puller Set Up & Operation
- Pressure Testing
- Crash Testing
- Coupler Types & Applications
- Any New Product Introductions

POWER DAY

Focused on Power installation concepts and equipment featuring both classroom and hands-on training, each trainee will have the opportunity to run our equipment and actually install both power cable and pull tape/rope into duct.

- CableGlider Cable Pullers
- *Blue Ox ® Puller
- *WDR505® Puller
- *APS75 Puller
- Winchline Blower
- Duct Rodders
- Pulling Swivels
- Directional Drilling Swivels
- Reusable Power Pulling Eyes & Grips

*Product subject to availability at the time of training. If you require training on a specific piece of equipment, please advise Condux upon registering and we'll make every attempt to accommodate your needs.

TABLE OF CONTENTS

Engineer to Order Products

Underbridge Conduit Support Systems 4
Bore Spacers 5

Aerial Tools

Single Roller Cable Blocks 6
Replacement Rollers 7
Overlash Cable Blocks & Economy Cable Blocks 8-9
90 Degree Corner Blocks 10
Pole Brackets and Mounts 11

Fishing & Rodding

Duct Rodders 12-17
Duct Rodder Accessories 17-21
Hand Rods 21
Low Pressure Seal-Offs 22-23
Power Dart® Blower 24
Power Dart® Blower Accessories 24-25
Conduit Carriers 25-27
Winch Line Blower 28-31
Poly Line Pail & Measuring & Pull Tape 32
Pulling Rope & Pulling Tape 33
Mandrels 34-35

Swivels & Accessories

Ball Bearing & Break-Away Swivels & Accessories 36-41
Pulling Accessories 42-43
D.Drill® Directional Drilling Swivels & Accessories 44-47

Pulling Eyes & Accessories

Pulling Grips 48-55
PE & PVC Pulling Eyes 56-57
Innerduct Pulling Eyes & Accessories 58-61
Pulling Eye Systems 62-64
Cable Pulling Lubricants 65

Power Cable Installation

CableGlider® LW Cable Puller 66-67
CableGlider® LW Accessories 68-69
CableGlider® Cable Pullers 70-75
CableGlider® Power Packs & Accessories 76-81
The Blue Ox™ Cable Puller 82-83
APS75 Cable Puller 84-87
WDR505 Cable Puller & Accessories 88-93
Flexible Cable Guides 94-95
Jamb Skid 97
Cable Guide Assemblies 98-102
Cable Guide Accessories 102-103

800-245-8339 • georgiaunderground.net

CONDUX

TABLE OF CONTENTS

Fiber Cable Installation

Fiber Optic Cable Blowers 104-107
Gulfstream™ 400 Fiber Optic Cable Blower 108-109
Duct Packs & Cable Packs....110-111
Micro Duct/Fiber Blower & Accessories....112-113
Y-Block 113
Mini-Blower/Pusher....114-116
Micro Fiber Blower Accessories....117
Gulfstream™ 300 Micro Fiber Blower 118-119
Gulfstream™ 200 Micro Fiber Blower 120-121
Gulfstream™ 150 Micro Fiber Blower 122-123
Cable Blowing Lubricants & Compressed Air Cooler....124
Micro Duct Pressure Test Kits....125
Innerduct Couplers....126
Couplers....127
Air Compressors....128
Hydraulic Power Packs....129
Fiber Optic Cable Puller 130-133
Fiber Optic Cable Puller Accessories 134-136
Slip Clutch Capstan 137
Fiber Optic Cable Puller Trailers 138-139
Fiber Optic Jamb Skid 140
Fiber Optic Cable Guides....141
Fiber Optic Cable Pulling Lubricant 142

Other Products

Cable Cutters....143-145
Guard Rails/Shields....146
Manhole Hooks....147
Duct Plugs....148
Manhole Equipment & Accessories....149-150
QuickTent....151

Index by Part Number....152-157
Manufacturer's Representatives....158-159
Terms & Conditions / Warranty Information 160

GEORGIA UNDERGROUND SUPERSTORE

ENGINEERED TO ORDER

UNDERGROUND CONDUIT SUPPORT SYSTEMS

! Additional information available at www.CONDUX.com

Condux Underbridge Conduit Support Systems

Condux is the world's leading designer and manufacturer of conduit bridge hanger systems. Our expertise spans a complete range of bridge sizes and designs—from the famous Golden Gate bridge in San Francisco to Tampa Bay's spectacular Sunshine Skyway bridge to a large number of smaller bridges all across the world.

Through that **experience**, we can help you with any special design problems you may encounter, and do it in a timely and cost effective manner.

We specialize in **personalized service**, providing you with all of the information and technical assistance you need to get you through every step of your bridge hanger project. As a basic part of our service, when you place an order with us we will assist you with a materials list and a system design layout. We also feature computerized design and estimation for rapid turnaround.

Condux support hanger hardware is manufactured from stainless steel or hot rolled material that has a **hot dip galvanized** coating that meets D.O.T. specification requirements.

The **fiberglass cross members** are manufactured fiberglass reinforced plastic material that is one of the strongest and most durable materials in the world. When you combine these two materials you have one of the strongest and corrosion resistant conduit support hangers available on the market which is supplied by Condux International.

All types of **conduit** (fiberglass, PVC, or steel) are available from Condux, to provide a complete Underbridge Conduit System. No matter what stage of the project you're in, Condux can help you in the most cost effective manner.

The Condux Underbridge Conduit Support Systems & Bore Spacers **Catalog and Design Guide** will provide you with complete information on designing and ordering bridge hanger systems. It is available through our web site at www.condux.com or by contacting Condux Customer Service at 1-800-533-2077.

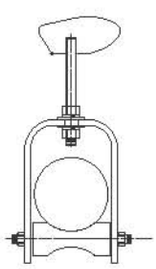

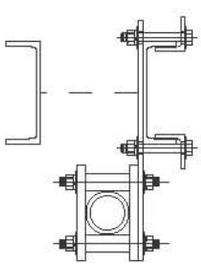

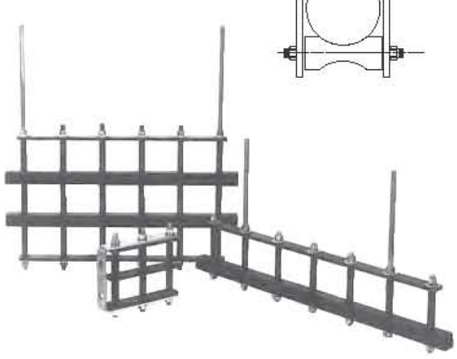

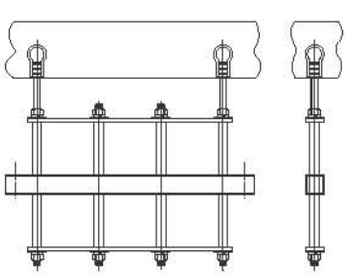

800-245-8339 • georgiaunderground.net

Condux Bore Spacers

Encasing underground conduit inside of steel pipe casings is quickly gaining popularity as a preferred method of underground installation. It offers the maximum amount of security for underground cable, effectively eliminating many of the problems that can occur with underground installation. This method is gaining recognition as "The Right Way" to install underground cable. One of the factors that make such an installation work is the proper design of the bore spacers that align and hold the conduit inside the pipe casing. Proper engineering of these bore spacers is critical to the reliability and longevity of the system.

Condux International is one of the largest producers of bore spacers in the United States. We have the experience and engineering expertise to assure the quality of your spacers. Condux Bore Spacers provide the following significant benefits:

Optimum Design—In many instances this spacer will allow the use of a smaller casing for the same number of conduits. The savings from the price of the casing and the installation could actually make the bore spacers "free".

Waterjet Technology—Utilizing computer aided design, the waterjet process is used to produce a cleaner, more accurate bore spacer for less cost and reduced manufacturing time.

Flexibility—Virtually any configuration of conduits and grout holes can be quickly manufactured.

Rapid Turnaround—In most cases custom designed bore spacers are ready for shipment in 2 to 3 weeks.

Ease of Use—The bore spacers can be equipped with optional casters making the installation process smooth and easy.

The Condux Underbridge Conduit Support Systems & Bore Spacers **Catalog and Design Guide** will provide you with complete information on ordering bore spacers. Call the toll-free number listed at the bottom of this page to order your copy, or visit our web site at www.condux.com.

For immediate assistance, call Condux Customer Service at 1-800-533-2077 with the following information:

- Casing I.D.
- Conduit O.D.
- Number of conduits
- Length of run
- Number of grout holes required
- Diameter of grout holes
- Minimum separation between conduits
- Conduit and grout hole configuration, and if casters will be required
- Quantity required

GEORGIA UNDERGROUND SUPERSTORE

SINGLE ROLLER CABLE BLOCKS

Single Roller Cable Block

Support a single coaxial, fiber optic or copper cable or aerial innerduct up to 2.75" (70 mm) outside diameter with Condux Single Roller Cable Blocks. A built-in strand lock fits up to ⅜" (10 mm) strand to prevent creeping. The lock releases when struck by a Cable Block Pusher ahead of a Cable Lasher. Frames are durable cast aluminum. Rollers are constructed from cast aluminum.

See page 7 for replacement roller information.

Part Number	Description	Max Cable OD	Frame Material	Roller Material
18000670	Single roller cable block	2.75" (70 mm)	aluminum	aluminum
18501186	Aluminum Replacement Roller			

Pole Mount Single Roller Cable Block

The Pole Mount Single Roller Cable Block is specially designed for easy mounting and free-rolling required in figure-eight cable construction. Quickly mounts to a 3-bolt strand clamp on a pole and allows pulling from pole to pole. Support a single coaxial, fiber optic or copper cable or aerial innerduct up to 2.75" (70 mm) outside diameter. Steel frame, with plastic rollers.

Pole Mount Single Roller Cable Blocks are equipped with a steel cable retainer to keep the cable or innerduct on the roller, even in low-tension situations.

Max Strand Diameter $^3/_8$" (10mm)

See page 7 for replacement roller information.

Part Number	Description	Max Cable OD	Frame Material	Roller Material
18000620	Single roller cable block with cable retainer (plastic)	2.75" (70 mm)	steel	plastic
18501008	Plastic Replacement Roller			

800-245-8339 • georgiaunderground.net

CONDUX

Replacement Rollers

Replacement Rollers available for aerial cable blocks and hangers. Refer to this chart for specifications on roller sizes.

! Due to heat generated by poly-blend rope during pulling operations, an aluminum roller should be utilized. With cotton ropes or pull tape, plastic rollers are adequate.

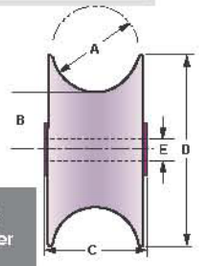

Part Number	Nominal Roller Size		Roller Material (Color)	Max Cable O.D. (A)		Min. Bending Radius (B)		Max. Roller Width (C)		Max Roller O.D. (D)		Shaft Diameter (E)	
	(IN)	(MM)		(IN)	(MM)	(IN)	(MM)	(IN)	(MM)	(IN)	(MM)	(IN)	(MM)
18501010	1.00 x 2.25	25x57	Plastic (Red)	1.00	25	0.31	8	1.50	38	2.25	57	0.38	10
18501044	1.25 x 2.25	32x57	Plastic (Black)	1.25	32	0.32	8	1.82	46	2.25	57	0.38	10
18403066	2.75 x 2.25	70x57	Rubber (Black)	2.50	63	0.32	8	1.82	46	2.25	57	0.38	10
18501008	2.75 x 4.62	70x117	Plastic (Blue)	2.75	70	1.05	27	3.44	87	4.63	117	0.50	13
18501186	2.75 x 4.62	70x117	Aluminum	2.75	70	1.05	27	3.44	87	4.63	117	0.50	13
18501043	1.00 x 1.25	25x32	Stainless Steel	1.00	25	0.32	8	1.50	38	1.25	3.2	0.38	10
18501012	1.25 x 1.25	32x32	Stainless Steel	1.25	32	0.32	8	1.90	48	1.25	32	0.38	10
18501011	1.25 x 1.25*	32x32	Stainless Steel	1.25	32	0.30	8	3.63	92	1.25	32	0.38	10
18403067	2.75 x 1.25	70x32	Aluminum	2.50	63	0.32	8	1.90	48	1.25	32	0.38	10
18501233	3.75 x 2.50	95x63	Aluminum	3.75	95	.32	8	4.63	117	4.81	122	-	-

* Double Width Roller

Roller Size inches (mm)	Roller Material (Color)	Roller Part Number	PRODUCT					
			Single Roller Cable Block	Single Mount Single Roller Cable Block	Economy Cable Block	Overlash Cable Block	Economy Overlash Cable Block	90° Corner Block
1.00 x 2.25 (25 x 57)	plastic (red)	18501010					18151500	
1.25 x 2.25 (32 x 57)	plastic (black)	18501044			18401060			18101940
2.75 x 2.25 (70 x 57)	rubber (black)	18403066				18403060		
2.75 x 4.62 (70 x 117)	plastic (blue)	18501008		18000610 18000620				18101930
2.75 x 4.62 (70 x 117)	aluminum	18501186	18000670 18001270	18000615 18000625				18101935
1.00 x 1.25 (25 x 32)	stainless steel	18501043					18151600	
1.25 x 1.25 (32 x 32)	stainless steel	18501012			18401080			
2.75 x 1.25 (70 x 32)	aluminum	18403067				18401180		
3.75 x 2.50	aluminum	18501233				18001100		

GEORGIA UNDERGROUND SUPERSTORE

OVERLASH & ECONOMY CABLE BLOCKS

Overlash Cable Block

Supports a single coaxial, fiber optic or copper cable up to 3.75" (95.3mm) diameter. A built-in strand lock fits up to .5" (12.7mm) strand to prevent creeping during installation. Both the frame and roller are manufactured from high quality, durable cast aluminum.

Cast Aluminum Frame:

- Can be placed on a 4" (102mm) bundle or bare strand .25" - .50" (6.35mm-12.7mm)
- Unidirectional strand lock
- Dual retaining gate system

Cast Aluminum Roller:

- Will support a single cable up to and including 3.75" (95.3mm)

Weight:

- 4.75 lbs (2.15kg)

Part Number	Description	Max Cable OD	Frame Material	Roller Material
18001100	Block, w Cable Retainer	3.75" (95.3 mm)	aluminum	aluminum
18501233	Replacement Roller			aluminum

!

PRIOR TO ORDERING, ALWAYS KNOW THE FOLLOWING:
- Max Cable O.D. 3.75" (32mm)
- Max Strand O.D. 1/2" (12.7mm)
- Max Bundled O.D. 4" (102mm)

Due to heat generated by poly-blend rope during pulling operations, an aluminum roller should be utilized. With cotton ropes or pull tape, plastic rollers are adequate.



Cable Block 18401060

Economy Cable Block

Condux offers Economy Cable Blocks for support of one cable or innerduct up to 1.25" (32 mm) outside diameter. This block has a built-in strand retention with spring-loaded arm. Frames are durable cast aluminum with steel inserts on strand contact surfaces, and can be used on strands up to ⅜" (10 mm) in diameter. Rollers are plastic.

Replacement rollers available. See page 7 for ordering information.

Part Number	Description	Max Cable OD	Frame Material	Roller Material
18401060	Economy cable block, single	1.25" (32 mm)	aluminum	plastic
18501008	Plastic Replacement Roller			

!

PRIOR TO ORDERING, ALWAYS KNOW THE FOLLOWING:
- Max Cable O.D. 1.25" (32mm)
- Max Strand O.D. 3/8"(10mm)
- Blocks Do Not Lock on Strand

800-245-8339 • georgiaunderground.net

CONDUX

OVERLASH & ECONOMY CABLE BLOCKS

Overlash Cable Block

Fit Overlash Cable Blocks over an existing cable bundle up to 2.75" (70 mm) in diameter and support one 1.25" (32 mm) diameter cable or innerduct. Built-in cable retention system allows placement and removal from ground. Frames are durable cast aluminum with steel inserts on strand contact surfaces. Rollers are rubber or aluminum.

Cable Block 18403060

Cable Block 18401180

Part Number	Description	Maximum Cable Diameter (in)	(mm)	Frame Material	Roller Material
18403060	Overlash cable block with 1 single roller	1.25	32	aluminum	rubber
18401180	Overlash cable block with 1 double roller	1.25	32	aluminum	aluminum
18403063	Rubber Replacement Roller				
18403067	Aluminum Replacement Roller				

!

PRIOR TO ORDERING, ALWAYS KNOW THE FOLLOWING:
- Max Cable O.D. 1.25" (32mm)
- Max Bundled O.D. 2.75" (70mm)
- Blocks Do Not Lock on Strand

Due to heat generated by poly-blend rope during pulling operations, an aluminum roller should be utilized. With cotton ropes or pull tape, plastic rollers are adequate.

Economy Overlash Cable Block

This Economy Overlash Cable Block may be placed over existing cable bundles up to 1.5" (38 mm) in diameter. Single rollers are available in plastic or steel and can accommodate cable or innerduct up to 1.00" (25 mm) diameter. Lightweight zinc-plated steel frame opens and closes for easy installation and ensures cable retention.

Replacement rollers available. See page 7 for ordering information.

Part Number	Description	Maximum Cable Diameter (in)	(mm)	Roller Material
18151500	Economy overlash cable block	1.00	25	plastic
18151600	Economy overlash cable block	1.00	25	steel
18501010	Plastic Replacement Roller			
18501043	Steel Replacement Roller			

!

PRIOR TO ORDERING, ALWAYS KNOW THE FOLLOWING:
- Max Cable O.D. 1" (25mm)
- Max Bundled O.D. 1.5" (38mm)
- Blocks Do Not Lock on Strand

Due to heat generated by poly-blend rope during pulling operations, an aluminum roller should be utilized. With cotton ropes or pull tape, plastic rollers are adequate.

Cable Block 18151500

Cable Block 18151600

GEORGIA UNDERGROUND SUPERSTORE

90 DEGREE CORNER BLOCKS

90° Corner Blocks

Ensure minimal drag is placed on the cable and that minimum bend radius is not exceeded. Pole-mounted blocks guide cable around an inside or outside corner. Corner blocks are available in 90° configurations with a variety of cable carrying capacities.

For the recommended accessories please see Corner Blocks Mounting Hardware (page 11) which includes the Pole Bracket and Pole Bracket Mount Adapter. Replacement rollers available, page 7.

! Due to heat generated by poly-blend rope during pulling operations, an aluminum roller should be utilized. With cotton ropes or pull tape, plastic rollers are adequate.



90° Corner Cable Block 18101930

90° Large Diameter Corner Block

A larger bend radius of 23" (584 mm) makes this block effective for larger diameter cable and innerduct—up to 2.75" (70 mm) diameter. Welded and painted steel frame. Plastic rollers are durable and lightweight.

Mounts on Pole Bracket. Order separately, page 11. Replacement rollers available, page 7.

Part Number	Description	Roller/Cable Config.	Frame Material	Roller Material
18101930	90° corner cable block	1 @ 2.75" (70 mm)	steel	plastic
18101935	90° corner cable block	1 @ 2.75" (70 mm)	steel	aluminum
18501008	Plastic Replacement Roller			
18501186	Aluminum Replacement Roller			

90° Corner Cable Block 18101940

90° Corner Blocks

With a bend radius of 22.25" (565 mm), these corner blocks feature a welded and painted steel frame with angular and vertical reinforcements. Plastic rollers are durable and lightweight. Adjustable rubber idler arms retain cable in position.

Mounts on Pole Bracket. Order separately, page 11. Replacement rollers available, page 7.

Part Number	Description	Roller/Cable Config.	Frame Material	Roller Material
18101940	90° corner cable block	1 @ 1.25" (32 mm)	steel	plastic
18501044	Plastic Replacement Roller			

800-245-8339 • georgiaunderground.net

Pole Bracket

Use the Pole Bracket for all 90° Corner Blocks. A ratcheting strap design provides easy set-up, while offering a tight fit to the pole. Bracket is steel with a vertical shaft to receive Corner Block. A safety clip is provided to hang unit from strand while installing.

Part Number	Description
18104400	Pole bracket mount with ratcheting strap

Pole Bracket Mount Adapter

Installs easily on the Pole Bracket to provide a horizontal axis to mount 45 Degree Corner Blocks that are to be used as a reel-to-strand chute.

Part Number	Description
18106000	Pole bracket mount adapter (requires Pole Bracket)



"Condux product is heavy duty and built to last. I've been focused on quality for 32 years in our shop. The product won't ship out the door if it's not built correctly."

Clark Fitzloff
Production Coordinator
32 years

GEORGIA UNDERGROUND SUPERSTORE

DUCT RODDERS

Duct Rodders

Condux Duct Rodders combine ease of operation and reliable performance to help increase the efficiency of your rodding operations.

Condux Duct Rodder cages have been designed to be lighter weight for easy handling in the field. They feature sturdy construction and a hand-operated wheel brake. They can be used on their side as well as upright. The 30" (762 mm) and 45" (1,143 mm) cages come with wheels for added mobility. Cage sizes are matched to suit the rod you order.

End Fittings Included

Condux Duct Rodders come equipped with a threaded end fitting on each end, and a tapered head on the outward end. Condux offers a number of optional end fitting accessories for additional applications.

Easy to Order

Simply refer to the charts in this section to determine the diameter of rod you need.

All Duct Rodders come standard with a repair kit.

Duct rodder accessories (pgs. 18 - 19) are available to fit your rodding application.

End fittings are included with Condux duct rodders. See Duct Rodder Accessories for size and part number (pgs 18 - 19).

Condux duct rodders feature sturdy construction and reliable performance.

Hand-operated wheel brake adds control and safety.

Duct Rodder Specifications

Duct Rod Diameter		Duct Rod Pull Strength		Core OD		Coating OD		Minimum Bending Radius	
(in)	(mm)	(lbs)	(n)	(in)	(mm)	(in)	(mm)	(in)	(mm)
3/16	5	200	890	.125	3.2	.187	4.8	3	76
1/4	6	350	1,557	.187	4.8	.250	6.3	5	127
5/16	8	950	4,226	.237	6.0	.312	7.9	7	178
7/16	11	950	4,226	.300	7.6	.437	11.1	11	280
9/16	13	1,400	6,227	.375	9.5	.500	13.0	11	280

**Core O.D. Tolerance ±.007" (.2 mm); *Coating O.D. Tolerance ±.015" (.4 mm).

800-245-8339 • georgiaunderground.net

Three Types of Rod

Condux offers three types of duct rod: Cobra®, Python® and Mini-Cobra®. Each has a glass reinforced composite core jacketed in a rugged plastic coating to ensure long life. All three have excellent flexural strength, compressive strength, fatigue resistance, and memory. They also have favorable electrical and thermal properties that make them safe for use in cable-occupied duct. They are suitable for pulling back winch line or small diameter cable.

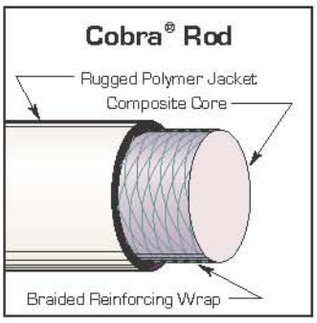

COBRA®: Cobra is Condux's highest quality rod, designed for heavy duty applications. It gets its extra strength from a unique construction process that ensures greater rigidity and strength, enabling it to endure the additional force required for long duct runs with multiple bends and sweeps. A braided wrap of reinforcing fibers increases its rigidity and helps bond the core with the outer plastic coating. The coating is made from a polymer blend for greater toughness and superior abrasion resistance to ensure extra long life. Includes one male and one female end fitting, and a tapered head.

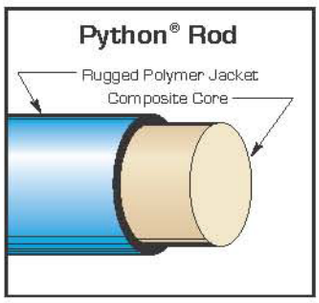

PYTHON®: Condux's Python rod is best suited for less demanding applications. It has strength properties similar to the Cobra rod but is more flexible. Also, like the Cobra, it has a heavy-duty outer plastic coating to resist abrasions and reduce wear. Includes one male and one female end fitting, and a tapered head.



MINI-COBRA®: Condux's Mini-Cobra includes 3/16" (5mm) and 1/4" (6 mm) diameter rods used primarily for smaller duct sizes and shorter runs. The rod has the same flexibility and strength features of the Python rod and comes wound in 16" (406 mm) and 24" (610 mm) cages in 50' (25 m) to 600' (200 m) lengths. Includes two male end fittings and two tapered heads.

REPLACEMENT ROD: Replacement rod is available for all Condux Duct Rodders. Please contact Condux Customer Service to place your order. Have your existing duct rodder part number ready to ensure an accurate match. Replacement rod comes with end fittings and tapered heads in a disposable replacement cage.

RECOMMENDED DUCT RODDER SIZES FOR CONDUIT

Conduit Size	1/2" (13mm)	3/4" (19mm)	1" (25mm)	1 1/4" (32mm)	1 1/2" (38mm)	2" (51mm)	2 1/2" (64mm)	3" (76mm)	3 1/2" (89mm)	4" (102mm)	5" (127mm)	6" (152mm)	8" (203mm)
Recommended Duct Rodder Size(s)	3/16" (5mm)	3/16" (5mm)	3/16" (5mm) 1/4" (6mm)	3/16" (5mm) 1/4" (6mm)	1/4" (6mm) 5/16" (8mm)	1/4" (6mm) 5/16" (8mm)	1/4" (6mm) 5/16" (8mm)	5/16" (8mm) 7/16" (11mm) 9/16" (13mm)	5/16" (8mm) 7/16" (11mm) 9/16" (13mm)	5/16" (8mm) 7/16" (11mm) 9/16" (13mm)	7/16" (11mm) 9/16" (13mm)	7/16" (11mm) 9/16" (13mm)	9/16" (13mm)

*Conduit sizes based on standard radius bends and should be considered minimums. A larger diameter rod than what is listed is not recommended. Please call your Condux representative for assistance.

GEORGIA UNDERGROUND SUPERSTORE

DUCT RODDERS

Duct Rodders (U.S. Threads - USC)

	3/16" Mini-Cobra #12-24 End Fitting 16" Cage		1/4" Mini-Cobra 5/16"-18 End Fitting 24" Cage		5/16" Cobra Rod 3/8"-16 End Fitting 30" Cage		5/16" Python Rod 3/8"-16 End Fitting 30" Cage	
	use for duct size .5" - 1.25"		*use for duct size 1" - 2.5"*		*use for duct size 1.5" - 4"*		*use for duct size 1.5" - 4"*	
Length (ft)	Part No.	Replacement Rod Only	Part No.	Replacement Rod Only	Part No.	Replacement Rod Only	Part No.	Replacement Rod Only
50	08072405	08073605						
100	08072410	08073610	08072510	08073710				
150	08072415	08073615	08072515	08073715				
200	08072420	08073620	08072520	08073720	08083720	08079120	08084320	08082320
250	08072425	08073625	08072525	08073725				
300	08072430	08073630	08072530	08073730	08083730	08079130	08084330	08082330
350			08072535	08073735				
400			08072540	08073740	08083740	08079140	08084340	08082340
450			08072545	08073745				
500			08072550	08073750	08083750	08079150	08084350	08082350
550			08072555	08073755				
600			08072560	08073760	08083760	08079160	08084360	08082360
700					08083770	08079170	08084370	08082370
800					08083780	08079180	08084380	08082380
900					08083790	08079190	08084390	08082390
1000					08083710	08079110	08084310	08082310
1100								
1200								
1300								
1400								
1500								

*all duct rodders come standard with a repair kit

Footage Marks

Optional footage marks are available on 5/16", 7/16" and 9/16" Cobra and Python duct rod. Order footage marks by adding an F to the end of the existing part number. Footage marks are every two feet.

Example: If you were ordering 7/16" Python Rod, 1400 feet long you would order: 08083914F.

Additional charges apply.



800-245-8339 • georgiaunderground.net

800-245-8339 • georgiaunderground.net

CONDUX

Length (ft)	7/16" Cobra Rod 3/8"-16 End Fitting 45" Cage		7/16" Python Rod 3/8"-16 End Fitting 45" Cage		9/16" Python Rod 3/4"-10 End Fitting 45" Cage	
	use for duct size 3" - 6"		*use for duct size 3" - 6"*		*use for duct size 3" - 8"*	
	Part No.	Replacement Rod Only	Part No.	Replacement Rod Only	Part No.	Replacement Rod Only
50						
100						
150						
200	08083820	08086320	08083920	08086520	08083220	08075720
250						
300	08083830	08086330	08083930	08086530	08083230	08075730
350						
400	08083840	08086340	08083940	08086540	08083240	08075740
450						
500	08083850	08086350	08083950	08086550	08083250	08075750
550						
600	08083860	08086360	08083960	08086560	08083260	08075760
700	08083870	08086370	08083970	08086570	08083270	08075770
800	08083880	08086380	08083980	08086580	08083280	08075780
900	08083890	08086390	08083990	08086590	08083290	08075790
1000	08083810	08086310	08083910	08086510	08083210	08075710
1100	08083811	08086311	08083911	08086511		
1200	08083812	08086312	08083912	08086512		
1300	08083813	08086313	08083913	08086513		
1400	08083814	08086314	08083914	08086514		
1500	08083815	08086315	08083915	08086515		

ORDER CAREFULLY
This item is made-to-order and is not returnable.

*all duct rodders come standard with a repair kit

See pages 18-19 for duct rodder accessories and attachments

GEORGIA UNDERGROUND SUPERSTORE

DUCT RODDER

Duct Rodders (Metric Threads - USC)

	5mm Mini-Cobra Rod M5 End Fitting 406mm Cage		6mm Mini-Cobra Rod M8 End Fitting 610mm Cage		8mm Cobra Rod M12 End Fitting 762mm Cage		8mm Python Rod M12 End Fitting 762mm Cage	
	use for duct size 13mm - 32mm		*use for duct size 25mm - 64mm*		*use for duct size 38mm - 102mm*		*use for duct size 38mm - 102mm*	
Length (m)	Part No.	Replacement Rod Only	Part No.	Replacement Rod Only	Part No.	Replacement Rod Only	Part No.	Replacement Rod Only
25	08072602	08072702	08072802	08072902				
50	08072605	08072705	08072805	08072905	08073005	08073505	08075205	08076405
75	08072607	08073615	08072807	08072907	08073007	08073507	08075207	08076407
100	08072610	08073620	08072810	08072910	08073010	08073510	08075210	08076410
125			08072812	08072912	08073012	08073512	08075212	08076412
150			08072815	08072915	08073015	08073515	08075215	08076415
175			08072817	08072917	08073017	08073517	08075217	08076417
200			08072820	08072920	08073020	08073520	08075220	08076420
250					08073025	08073525	08075225	08076425
300					08073030	08073530	08075230	08076430
350								
400								
450								

*all duct rodders come standard with a repair kit

Metric Marks

Optional metric marks are available on 8 mm, 11 mm and 13 mm Cobra and Python duct rod. Order metric marks by adding an M to the end of the existing part number. Metric marks are every meter.

Example: If you were ordering 11 mm Python Rod, 400 Meters long you would order: 08078540M.

Additional charges apply.

800-245-8339 • georgiaunderground.net

Length (m)	11mm Cobra Rod M12 End Fitting 1143mm Cage		11mm Python Rod M12 End Fitting 1143mm Cage		13mm Python Rod M12 End Fitting 1143mm Cage	
	use for duct size 76mm - 152mm		*use for duct size 76mm - 152mm*		*use for duct size 76mm - 203mm*	
	Part No.	Replacement Rod Only	Part No.	Replacement Rod Only	Part No.	Replacement Rod Only
25						
50	08077205	08077705	08078505	08078605	08078705	08079305
75	08077207	08077707	08078507	08078607	08078707	08079307
100	08077210	08077710	08078510	08078610	08078710	08079310
125	08077212	08077712	08078512	08078612	08078712	08079312
150	08077215	08077715	08078515	08078615	08078715	08079315
175	08077217	08077717	08078517	08078617	08078717	08079317
200	08077220	08077720	08078520	08078620	08078720	08079320
250	08077225	08077725	08078525	08078625	08078725	08079325
300	08077230	08077730	08078530	08078630	08078730	08079330
350	08077235	08077735	08078535	08078635		
400	08077240	08077740	08078540	08078640		
450	08077245	08077745	08078545	08078645		

ORDER CAREFULLY
This item is made-to-order and is not returnable.

*all duct rodders come standard with a repair kit

Duct Rodder Accessories

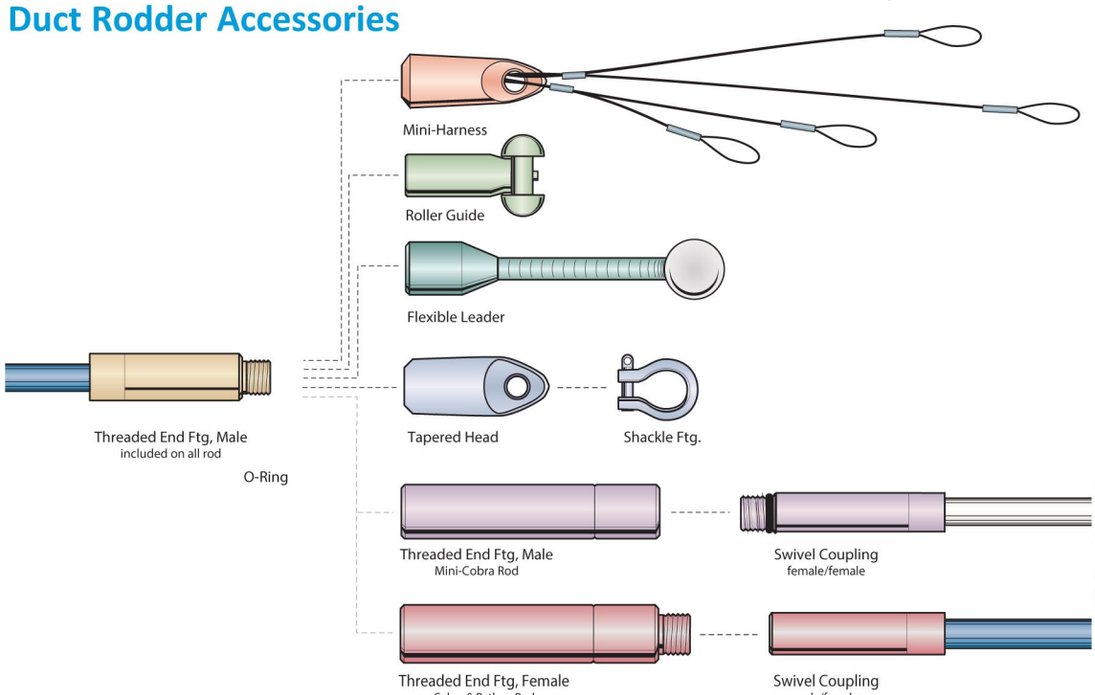

Part numbers and descriptions on page 18-19.

GEORGIA UNDERGROUND SUPERSTORE

DUCT RODDER ACCESSORIES

Duct Rodder Accessories (U.S. Threads - USC)

Accessories		3/16" Mini-Cobra		1/4" Mini-Cobra	
Mini-Harness	Screws on the threaded end fitting to allow for easy wire attachment for pulling wire into conduit.	08033433		08033434	
Roller Guide	Helps guide the duct rod around bends, sweeps and duct misalignments. Also used when the conduit is already occupied by existing cables.	Part Number	Duct ID Range (in)	Part Number	Duct ID Range (in)
		08037430	.50 - 1.25	08037440	1.0 - 2.50
Flexible Leader	Helps guide the duct rod around bends, sweeps, and duct misalignments.	08033423		08033443	
Shackle Fitting	Fits onto tapered head to provide a larger pulling loop for attaching the rope or pull line.	–		–	
Swivel Coupling	Used to connect two duct rods pushed into the conduit from the same end if one duct rod length is not long enough for the conduit run. Also used as a rotating swivel.	Female/Female	08033470	Female/Female	08033459
		Male/Female	08033422	Male/Female	08033442
Sonde Adapter	Couples a locating sonde or other device with an M10 male thread to the male end fitting of the duct rod. (custom adapters available)	–		08036500	
Threaded End Fitting (Male)	Sold as a replacement for the factory installed end fitting if it is broken during use. *Requires epoxy*	08033420k		08033440k	
Threaded End Fitting (Female)	Sold as a replacement for the factory installed end fitting if it is broken during use. *Requires epoxy*	–		–	
Tapered Head	Attaches to the end fitting on the duct rod. Guides duct rod through the conduit and allows a pull line to be attached to the duct rod. Comes standard with each rodder.	08033421		08033441	

Duct Rodder Accessories (Metric)

Accessories		5mm Mini-Cobra		6mm Mini-Cobra	
Mini-Harness	Screws on the threaded end fitting to allow for easy wire attachment for pulling wire into conduit.	08033432		08033431	
Roller Guide	Helps guide the duct rod around bends, sweeps and duct misalignments. Also used when the conduit is already occupied by existing cables.	Part Number	Duct ID Range (mm)	Part Number	Duct ID Range (mm)
		08037428	12.7 - 32	08037450	25 - 63
Flexible Leader	Helps guide the duct rod around bends, sweeps, and duct misalignments..	08033448		08033444	
Shackle Fitting	Fits onto tapered head to provide a larger pulling loop for attaching the rope or pull line.	–		–	
Swivel Coupling	Used to connect two duct rods pushed into the conduit from the same end if one duct rod length is not long enough for the conduit run. Also used as a rotating swivel.	Female/Female	08033429	Female/Female	08033483
		Male/Female	08033426	Male/Female	08033485
Sonde Adapter	Couples a locating sonde or other device with an M10 male thread to the male end fitting of the duct rod. (custom adapters available)	–		08036505	
Threaded End Fitting (Male)	Sold as a replacement for the factory installed end fitting if it is broken during use. *Requires epoxy*	08033487		08033486	
Threaded End Fitting (Female)	Sold as a replacement for the factory installed end fitting if it is broken during use. *Requires epoxy*	–		–	
Tapered Head	Attaches to the end fitting on the duct rod. Guides duct rod through the conduit and allows a pull line to be attached to the duct rod. Comes standard with each rodder.	08033410		08033480	

800-245-8339 • georgiaunderground.net

CONDUX

DUCT RODDER ACCESSORIES

5/16" Cobra & Python		7/16" Cobra & Python		9/16" Python	
08033435		08033435		08033436	
Part Number	Duct ID Range (in)	Part Number	Duct ID Range (in)	Part Number	Duct ID Range (in)
08037460	1.5 - 6.0	08037401	2.50 - 6.0	08037400	3.0 - 8.0
08037401	2.5 - 6.0				
08037538		08037538		08037534	
08031101		08031101		08031100	
Female/Female	_	Female/Female	_	Female/Female	_
Male/Female	08036800	Male/Female	08036800	Male/Female	08036700
08036503		08036503		08036504	
08036307k		08036303k		08036005k	
08036306k		08036304k		08036006k	
08038400		08038400		08038300	

8mm Cobra & Python		11mm Cobra & Python		13mm Python	
08033437		08033437		08033437	
Part Number	Duct ID Range (mm)	Part Number	Duct ID Range (mm)	Part Number	Duct ID Range (mm)
08037405	63 - 152	08037405	63 - 152	08037405	76 - 203
08037512		08037512		08037512	
08031101		08031101		08031101	
Female/Female	_	Female/Female	_	Female/Female	_
Male/Female	08036806	Male/Female	08036806	Male/Female	08036806
08036501		08036501		08036501	
08036318		08036319		08036316	
08036317		08036314		08036315	
08038301		08038301		08038301	

GEORGIA UNDERGROUND SUPERSTORE

DUCT RODDERS

Accessory Kit

Popular accessories available in a convenient bag that attaches to the cage. Kit Includes: Canvas Bag, Roller Guide, Splice Kit, Epoxy, Swivel Coupling, Tapered head, and Threaded End Fittings.

Rod Dia., in (mm)	3/16 (5)	1/4 (6)	5/16 (8)	7/16 (11)	9/16 (13)
USC Thread	**#12-24**	**5/16–18**	**3/8–16**	**3/8–16**	**3/4–10**
Accessory Kit	08033498	08033499	08033497	08033494	08033488
Metric Thread	**M5**	**M8**	**M12**	**M12**	**M12**
Accessory Kit	08033492	08033493	08033496	08033495	08033489

*Kits for 3/16" (5 mm) and 1/4" (6 mm) rod also include a Flexible Leader and O-Rings.

Bag Only	08033490

Repair Kit

Replacement repair kit that comes standard with duct rod. Accessories available in a convenient bag that attaches to the cage.

Rod Dia., in (mm)	3/16 (5)	1/4 (6)	5/16 (8)	7/16 (11)	9/16 (13)
Replacement Kit	08035770	08035772	08035774	08035776	08035778

Splice Kit

Use to repair the duct rod if it breaks. Kit includes: Splice Tube, Epoxy and installation instructions.

Rod Dia., in (mm)	3/16 (5)	1/4 (6)	5/16 (8)	7/16 (11)	9/16 (13)
Splice Kit	08033457	08033465	08035753	08035751	08035752
Splice Tube Only	08033455	08033463	08035703	08035701	08035702

Epoxy

Use with End Fittings or Splice Tubes to repair Duct Rodders.

Part Number	Description
08035851	Single pack for replacing end fittings
08035852	Double pack for splice tubes

O-Rings

Used to help keep accessories on the end fitting while rodding. Comes standard with the Mini-Cobra rodders.

Rod Dia., in (mm)	3/16 (5)	1/4 (6)	5/16 (8)	7/16 (11)	9/16 (13)
USC Thread	**#12–24**	**5/16–18**	**3/8–16**	**3/8–16**	**3/4–10**
O-Rings	02163600	02215000	–	–	–
Metric Thread	**M5**	**M8**	**M12**	**M12**	**M12**
O-Rings	02163600	02215000	–	–	–

Duct Rodder Replacement Brake Handles

Use Condux Duct Rodder Replacement Brake Handles to replace missing or damaged handles on existing cages.

Part No.	Description
02218300	16" (406 mm) Duct Rodder Replacement Brake Handle
08081547	24" (610 mm) Duct Rodder Replacement Brake Handle
08081547	30" (762 mm) Duct Rodder Replacement Brake Handle
08081567	45" (1,143 mm) Duct Rodder Replacement Brake Handle

800-245-8339 • georgiaunderground.net

Duct Rodder Replacement Cages

Use Condux Duct Rodder Replacement Cages to update older cages or to replace damaged cages. Fits all major manufacturers' fiberglass rods.

Rod Dia., in (mm)	3/16 (5)	1/4 (6)	5/16 (8)	7/16 (11)	9/16 (13)
Replacement Cage	08081516R	08081524R	08081530R	08081550R	08081550R

45" (1143 mm) | 30" (762 mm) | 24" (610 mm) | 16" (406 mm)

Fiberglass Hand Rods

Screw together fiberglass duct rods for straight runs. All rods equipped with 3/4"-10 end fittings. 2,500 lbs. (11,120 N) pull rating.

Part Number	Size (in x ft)	Size (mm x m)
08032026	5/8 x 5	16 x 1.5
08032022	5/8 x 10	16 x 3

Replacement Hand Rod End Fittings

Part Number	Size/Type in (mm)
08036157	3/4"-10 male end for 5/8" (16 mm) rod
08036156	3/4"-10 female end for 5/8" (16 mm) rod
08035851	Epoxy Resin, Single Pack

! ORDER CAREFULLY
This item is made-to-order and is not returnable.

"As a Condux Customer Service Representative, I take pride in making sure I get it right the first time, every time. We appreciate your business and are committed to providing you with the best customer service experience."

Martha Croyle
Customer Service Representative
2 years

GEORGIA UNDERGROUND SUPERSTORE

LOW PRESSURE SEAL-OFFS

Conduit Seal-Offs

Conduit Seal-Offs utilize compressed air (up to 15 psi) to force Line Carriers, Cable Chutes or other projectiles (see page 26-27) thru the duct system while dragging a pull string or pull tape (page 32). Once the tape or string is installed, pulling rope (see page 33) or steel cable can be pulled back. In the case of small conductors or fiber cables, it's possible that the string or tape will handle the job. For your compressor needs, see page 128 .

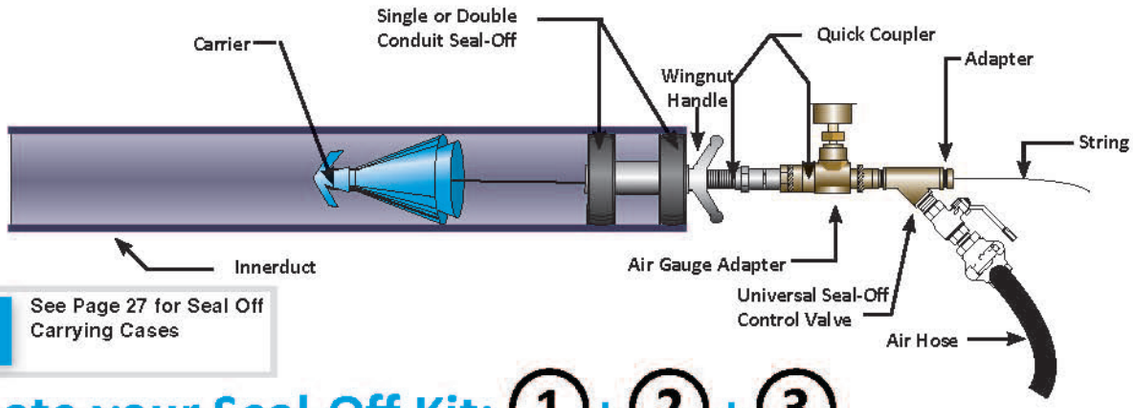

! See Page 27 for Seal Off Carrying Cases

Create your Seal-Off Kit: 1 + 2 + 3



1 Universal Seal-Off Control Valve

The Seal-Off Control Valve Body combines with an Innerduct Seal-Off, Single Conduit Seal-Off or Double Conduit Seal-Off and recommended Air Gauge Adapter to form a complete Seal-Off Assembly. The interchangeable attachments provide flexibility by allowing the purchase of a single valve body that can be used in a variety of applications depending on conduit size. The Seal-Off Control Valve Body comes standard with an air valve to regulate flow, a standard claw type air fitting and a 3/16" (5mm) Rope Adapter.

Part Number	Description
08032165	Seal-Off control valve body

2 Individual Innerduct Seal-Offs

The Innerduct Seal-Offs fit the Seal-Off Control Body and thread into Innerduct. See available sizes below.

Part Number	Description	Nominal Duct Size (in)	Nominal Duct Size (mm)	Innerduct I.D. Range (in)	Innerduct I.D. Range (mm)
08034321	¾" Innerduct Seal-Off	¾	19	.72–.94	19–24
08034315	1" Innerduct Seal-Off	1	25	.93–1.19	24–30
08034316	1¼" Innerduct Seal-Off	1¼	32	1.18–1.44	30–37
08034317	1½" Innerduct Seal-Off	1½	38	1.31–1.69	33–43
08034318	2" Innerduct Seal-Off	2	51	1.93–2.31	49–59

! 15PSI MAX PRESSURE

2 Individual Conduit Seal-Offs

The Conduit Seal-Offs fit the Seal-Off Control Body and accommodates larger conduit. See available sizes below.

Part Number	Description	Nominal Duct Size (in)	Nominal Duct Size (mm)	Duct I.D. Range (in)	Duct I.D. Range (mm)
08032900	2" Conduit Seal-Off	2	51	1.93–2.36	49–60
08032905	2½" Conduit Seal-Off	2½	63	2.40–2.76	61–70
08032910	3" Conduit Seal-Off	3	76	2.87–3.31	73–84
08032915	3½" Conduit Seal-Off	3½	89	3.50–3.75	89–95
08032920	4" Conduit Seal-Off	4	102	3.54–4.25	90–108
08032925	5" Conduit Seal-Off	5	127	4.72–5.37	120–136
08032930	6" Conduit Seal-Off	6	152	5.50–6.29	140–160
08032935	8" Conduit Seal-Off	8	203	7.83–8.27	199–210

800-245-8339 • georgiaunderground.net

Individual Double Seal-Offs

The Conduit Seal-Offs fit the Seal-Off Control Body and accommodate larger pipes. See available sizes below.

Part Number	Description	Nominal Duct Size (in)	Nominal Duct Size (mm)	Duct I.D. Range (in)	Duct I.D. Range (mm)
08032940	2" Double Seal-Off	2	51	1.93–2.36	49–60
08032945	2½" Double Seal-Off	2½	63	2.40–2.76	61–70
08032950	3" Double Seal-Off	3	76	2.87–3.31	73–84
08032955	3½" Double Seal-Off	3½	89	3.50–3.75	89–95
08032960	4" Double Seal-Off	4	102	3.54–4.25	90–108
08032965	5" Double Seal-Off	5	127	4.72–5.37	120–136
08032970	6" Double Seal-Off	6	152	5.50–6.29	140–160
08032975	8" Double Seal-Off	8	203	7.83–8.27	199–210

2

! 15PSI MAX PRESSURE

Air Gauge Adapter

The Air Gauge Adapter allows the monitoring of pressures reached when using a Seal-Off Assembly. While optional, it's highly recommended to avoid exceeding the 15 PSI maximum.

Part Number	Description
08032175	Air Gauge Adapter

3

Rope Adapter Kit

The interchangeable Rope Adapters for the Seal-Off Control Body allow larger strings and tapes to be utilized while minimizing back pressure air loss. Individual adapters are available in 3/16" (5mm), 1/4" (6mm) and 3/8" (10mm) or they can be purchased as a kit – one of each.

Part Number	Description
08032181	Adapter Kit for Conduit Seal-Offs
08032190	3/16" (5 mm) Rope Adapter
08032191	¼" (6 mm) Rope Adapter
08032170	⅜" (10 mm) Rope Adapter

Replacement Seals for Conduit Seal-Offs

The rubber seals on single and double Conduit Seal-Offs should be replaced when they no longer grip properly or in cases of significant air loss.

Part Number	Nominal Duct Size (in)	Nominal Duct Size (mm)
08082121	2	51
08082126	2½	63
08082131	3	76
08082136	3½	89
08082141	4	102
08082151	5	127
08082161	6	152

Replacement Handle for Single & Double Seal-Offs

The Replacement Handle allows the repair of Seal-Offs where the wing nut has broken or is missing. The handle fits both Single and Double Seal-Offs.

Part No.	Description
08032179	Replacement Handle for Single and Double Seal-Offs

GEORGIA UNDERGROUND SUPERSTORE

POWER DART® BLOWER

Power Dart® Blower

The Power Dart Blower provides a method to install Pull String or Pull Tape into longer duct runs without the need for an air compressor. Utilizing three independent, high volume blower motors, this unit delivers 300 CFM (8.5 m3/min) @ 3 PSI (.2 Bar) – more than enough to blow 1/2" (12.7mm) pull string or pull tape 2000' (610m) into conduit up to 6" (152mm) in diameter. By running one, two or all three motors, the operator can regulate the speed of the installation. The Condux® Power Dart® Blower weighs only 31lbs (14kg) making it a breeze to carry from install to install.

*Requires 110V/220V AC Power or 3,000 Watt Generator. Comes w/30 Amp Twist Plug Installed.

Power Dart Blower
Part # 08030003

Accessory Bag
Part # 080300060

Optional Carrier Kit
Part # 08030011

Base Part No.	Description
08030003	**110V Power Dart Blower** (Includes: 110V Power Dart Blower Unit, Hose, Seal-Off Handle & Seal-Offs for ½" - 6" (13 mm-152 mm) conduit **Carriers not included.**
08030004	**220V/240V Power Dart Blower** (Includes: 220V/240V Power Dart Blower Unit, Hose, Seal-Off Handle & Seal-Offs for ½" - 6" (13 mm-152 mm) conduit **Carriers not included.**
08030060	**Power Dart Blower Accessory Bag** Convenient, canvas bag holds Power Dart hose. Inner bag holds Line Carriers, Foam Carriers, Seal-Off Body and Seal-Offs.
08030011	**Power Dart Blower Carrier Kit**

Qty	Part Number	Description
(2)	08067900	2" (51 mm) Line Carrier
(1)	08030300	4" (102 mm) Line Carrier
(2)	08031820	2" (51 mm) Duct Projectile
(1)	08031840	4" (102 mm) Duct Projectile
(1)	08033532	Carrier, Chute 2" (51 mm) Nylon
(1)	08033548	Carrier, Chute 3" (76 mm) Nylon
(1)	08033564	Carrier, Chute 4" (102 mm) Nylon
(1)	08039400	Seal-Off Body Handle
(1)	08066800	Power Dart Seal-Off 1½"– 2½" (38–64mm)
(1)	08039500	Power Dart Seal-Off 2½"– 6" (64–152mm)

Replacement Accessories

Power Dart Blower Seal-Off

Part Number	Duct Size (in)	Duct Size (mm)
08039700*	½–1¼	13–32
08066800	1½–2½	38–64
08039500	2½–6	64–152

*Requires Part Number 08066800

Power Dart Blower Seal-Off Handle

Part Number	Duct Size (in)	Duct Size (mm)
08039400	½–6	13–152

Power Dart Blower Hose

Part Number	Description
08039300	25' (7.6 m) x 2½" (64 mm) heavy duty hose
08039301	Replacement hose end fitting
08039302	Outlet Fitting on the power dart blower box

Seal-Off, ½"–1¼" (13–32 mm)
Part # 08039700*

Seal-Off, 1½"–2½" (38–64 mm)
Part # 08066800

Seal-Off Handle
Part # 08039400

Seal-Off, 2½"–6" (64–152 mm)
Part # 08039500

800-245-8339 • georgiaunderground.net

Quick Connect Seal-Off Control Valve

The Quick Connect Seal-Off Control Valve is used to connect the Power Dart Blower Seal-Offs to a standard air compressor claw fitting. Comes equipped with an air flow valve and a universal hose coupling for attachment to most compressors. A 3/16" (5 mm) rope adapter included. See page 23 for additional rope adapter sizes.

Part Number	Description
08032185	Quick connect seal-off control valve

Quick Connect Seal-Off Control Valve

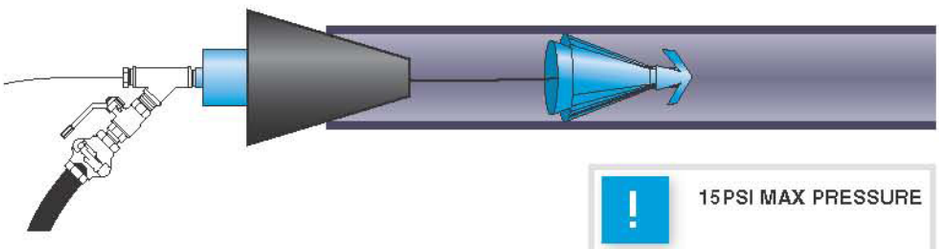

! 15PSI MAX PRESSURE

Carrier Options

Foam Carrier: Lightweight carrier easily blows through duct. Best suited for short runs and runs with multiple bends.

Part Number	Description
08078200	1/2" (13 mm) Foam Carrier
08078300	3/4" (19 mm) Foam Carrier
08032200	1" (25 mm) Foam Carrier
08032300	1 1/4" (32 mm) Foam Carrier
08039800	1 1/2" (38 mm) Foam Carrier
08033500	45 mm Foam Carrier
08032400	2" (51 mm) Foam Carrier
08078400	2 1/2" (64 mm) Foam Carrier
08032500	3" (76 mm) Foam Carrier
08032100	3 1/2" (89 mm) Foam Carrier
08032600	4" (102 mm) Foam Carrier
08059100	5" (127 mm) Foam Carrier
08059200	6" (152 mm) Foam Carrier

Line Carrier: Fast and efficient plastic carriers for fishing with high-speed blowers even in out-of-round duct. Carrier will travel over minor obstructions in duct.

Part Number	Description
08067900	2" (51 mm) Line Carrier
08030100	3" (76 mm) Line Carrier
08030200	3 1/2" (89 mm) Line Carrier
08030300	4" (102 mm) Line Carrier
08030400	5" (127 mm) Line Carrier
08030500	6" (152 mm) Line Carrier

Cable Chute Line Carrier: designed to pass through conduit without damaging an existing cable. All Cable Chute Line Carriers are made with the highest quality fabrics (nylon or leather) and attention to detail. All products are handmade and go through a series of quality checks prior to being shipped out.

Part Number	Description
08033512	Carrier, Chute 0.75" (19mm) Nylon
08033516	Carrier, Chute 1.00" (25mm) Nylon
08033520	Carrier, Chute 1.25" (32 mm) Nylon
08033524	Carrier, Chute 1.50" (38mm) Nylon
08033532	Carrier, Chute 2.00" (51 mm) Nylon
08033548	Carrier, Chute 3.00" (76 mm) Nylon
08033564	Carrier, Chute 4.00" (102 mm) Nylon
08033580	Carrier, Chute 5.00" (127mm) Nylon
08033596	Carrier, Chute 6.00" (152mm) Nylon
08033648	Carrier, Chute 3.00" (76 mm) Nylon w/Spring
08033664	Carrier, Chute 4.00" (102mm)Nylon w/Spring
08033680	Carrier, Chute 5.00" (127mm)Nylon w/Spring
08033696	Carrier, Chute 6.00" (152mm)Nylon w/Spring
08033732	Carrier, Chute 2.00" (51mm) Leather
08033748	Carrier, Chute 3.00" (76mm) Leather
08033764	Carrier, Chute 4.00" (102mm) Leather
08033796	Carrier, Chute 6.00" (152mm) Leather

Duct Projectile Options: Flexible rubber cones are durable for many repeated uses. Fast and efficient for long runs with easy pull-back.

Part Number	Description
08031812	1 1/4" (32 mm) Duct Projectile
08031814	1 3/8" (35 mm) Duct Projectile
08031815	1 1/2" (38 mm) Duct Projectile
08031816	1 5/8" (41 mm) Duct Projectile
08031820	2" (51 mm) Duct Projectile
08031822	2 1/4" (57 mm) Duct Projectile
08031825	2 1/2" (64 mm) Duct Projectile
08031830	3" (76 mm) Duct Projectile
08031835	3 1/2" (89 mm) Duct Projectile
08031840	4" (102 mm) Duct Projectile
08031844	4 1/4" (108 mm) Duct Projectile
08031846	4 1/2" (114 mm) Duct Projectile
08031850	5" (127 mm) Duct Projectile
08031860	6" (152 mm) Duct Projectile
08031880	8" (203 mm) Duct Projectile

GEORGIA UNDERGROUND SUPERSTORE

CONDUIT CARRIERS

Foam Carriers

Lightweight carrier easily blows through duct. Best suited for short runs and runs with multiple bends.

Part Number	Duct Size (in)	Duct Size (mm)	Max O.D. (in)	Max O.D. (mm)
08078200	½	13	.50	13
08078300	¾	19	.75	19
08032200	1	25	1.00	25
08032300	1¼	32	1.25	32
08039800	1½	38	1.50	38
08033500		45		45
08032400	2	51	2.00	51
08078400	2½	64	2.50	64
08032500	3	76	3.00	76
08032100	3½	89	3.50	89
08032600	4	102	4.00	102
08059100	5	127	5.00	127
08059200	6	152	6.00	152

Line Carriers

Fast and efficient plastic carriers for fishing with high-speed blowers even in out-of-round duct. Carrier will travel over minor obstructions in duct.

Part Number	Duct Size (in)	Duct Size (mm)	Max O.D. (in)	Max O.D. (mm)
08067900	2	51	2.06	52
08030100	3	76	3.06	78
08030200	3½	89	3.56	90
08030300	4	102	4.06	103
08030400	5	127	5.06	129
08030500	6	152	6.06	154

Cable Chute Line Carriers

Condux Cable Chute Line Carriers are designed to pass through conduit without damaging the conduit or existing cable. To use a Cable Chute Line Carrier, tie a line to a Chute, insert the Chute into the Conduit or duct, and blow compressed air propelling the Chute to the end of the duct.

All Cable Chute Line Carriers are made with the highest quality fabrics (nylon or leather) and attention to detail. All products are hand made and go through a series of quality checks prior to being shipped out.

Cable Chute Advantages

- No damage to cable or conduit
- Eliminates need for duct rodding
- Durable and flexible
- Quick and easy installation
- Cost effective

Part Number	Description	(mm)
08033512	Carrier, Chute 0.75 Nylon	19
08033516	Carrier, Chute 1.00 Nylon	25
08033520	Carrier, Chute 1.25 Nylon	32
08033524	Carrier, Chute 1.50 Nylon	38
08033532	Carrier, Chute 2.00 Nylon	51
08033548	Carrier, Chute 3.00 Nylon	76
08033564	Carrier, Chute 4.00 Nylon	102
08033580	Carrier, Chute 5.00 Nylon	127
08033596	Carrier, Chute 6.00 Nylon	152
08033648	Carrier, Chute 3.00 Nylon w/Spring	76
08033664	Carrier, Chute 4.00 Nylon w/Spring	102
08033680	Carrier, Chute 5.00 Nylon w/Spring	127
08033696	Carrier, Chute 6.00 Nylon w/Spring	152
08033732	Carrier, Chute 2.00 Leather	51
08033748	Carrier, Chute 3.00 Leather	76
08033764	Carrier, Chute 4.00 Leather	102
08033796	Carrier, Chute 6.00 Leather	152

800-245-8339 • georgiaunderground.net

Duct Projectile

Flexible rubber cones are durable for many repeated uses. Fast and efficient for long runs with easy pull-back.

Part Number	Duct Size (in)	Duct Size (mm)	Max O.D. (in)	Max O.D. (mm)
08031812	1¼	32	1.25	32
08031814	1⅜	35	1.37	35
08031815	1½	38	1.50	38
08031816	1⅝	41	1.62	41
08031820	2	51	2.00	51
08031822	2¼	56	2.20	56
08031825	2½	64	2.50	64
08031830	3	76	3.00	76
08031835	3½	89	3.50	89
08031840	4	102	4.00	102
08031844	4¼	108	4.25	108
08031846	4½	115	4.51	115
08031850	5	127	5.00	127
08031860	6	152	6.00	152
08031880	8	203	8.00	203

Replacement Cones For Duct Projectile

Original equipment replacement cones.

Part Number	Duct Size (in)	Duct Size (mm)	Max O.D. (in)	Max O.D. (mm)
08031805	1¼	32	1.25	32
08031803	1⅜	35	1.38	35
08031806	1½	38	1.50	38
08031804	1⅝	41	1.63	41
08031819	2	51	2.00	51
08031821	2¼	56	2.20	56
08031826	2½	64	2.50	64
08031831	3	76	3.00	76
08031802	3½	89	3.50	89
08031841	4	102	4.00	102
08031801	4¼	108	4.25	108
08031847	4½	115	4.51	115
08031851	5	127	5.00	127
08031861	6	152	6.00	152
08031881	8	203	8.00	203

Seal-Off Cases

For low pressure seal-offs. See pages 22-23.

Part Number	Description
08032997	Case, Conduit Seal Off Double
08032995	Case, Conduit Seal Off Single

GEORGIA UNDERGROUND SUPERSTORE

WINCH LINE BLOWER

The Condux Winch Line Blower

The Condux Winch Line Blower is a tool for installing winch line , rope or pull tape into conduit. It turns the job of placing winch line into one easy step, eliminating the need to blow a string and pull back a rope.

Using compressed air, 90 psi (6.2 bar) and 100 cfm (2.8 cmm), the winch line blower can propel steel winch line, rope or tape in conduit from 1" to 6" (25 mm - 152 mm) in diameter.

Installation is easy. No special tools are required. See steps called out on page 29.



Split Threaded Adapter Part No.	Duct Size (in)	(mm)	(Duct I.D. Range)	Rope Venturi			Conduit Carrier
				1/4" - 3/8" (6mm - 10mm)	1/2" - 9/16" (12.7mm - 14mm)	7/8" (22mm)	
08201108	.75	19	0.83" - .93" (21 mm - 24 mm)	08201089	08201086	08201090	Call Factory
08201110	1	25	0.90" - 1.13" (23 mm - 29 mm)	08201089	08201086	08201090	Call Factory
08201112	1.25	32	1.25" - 1.40" (32 mm - 36 mm)	08201089	08201086	08201090	Call Factory
08201115	1.5	38	1.40" - 1.65" (36 mm - 42 mm)	08201089	08201086	08201090	Call Factory
08201020	2	51	1.91" - 2.10" (49 mm - 53 mm)	08201089	08201086	08201090	08202020
08201025	2.5	63	2.29" - 2.47" (58 mm - 63 mm)	08201089	08201086	08201090	08202520
08201030	3	76	2.83" - 3.10" (72 mm - 78 mm)	08201089	08201086	08201090	08202920
08201035	3.5	89	3.25" - 3.60" (83 mm - 91 mm)	08201089	08201086	08201090	08203020
08201041	4	102	3.80" -4.06" (97 mm - 103 mm)	08201089	08201086	08201090	08203920
08201045	4.5	114	4.20" - 4.70" (107 mm - 119 mm)	08201089	08201086	08201090	08204020
08201051	5	127	4.71" - 5.08" (120 mm - 129 mm)	08201089	08201086	08201090	08204920
08201061	6	152	5.61" - 6.10" (142 mm - 155 mm)	08201089	08201086	08201090	08205920

800-245-8339 • georgiaunderground.net

WINCH LINE BLOWER

WINCH LINE & ROPE INSTALLATION

Attach winch line or rope to carrier.

Install carrier into duct.

Close adapter around the winch line or rope. Install into duct.

Install Winch Line Body and tighten the clamp.

PULLING TAPE INSTALLATION AS AN OVERLAY

Change the Rope Plug on the Winchline Body to the Rope Adapter.

Thread pulling tape through the Rope Adapter.

Attach cable chute line carrier (pg 26) to Pull Tape.

Install cable chute line carrier into duct.

Close adapter around the pulling tape and existing cable. Install into duct.

Attach body to the adapter. Close and tighten, running existing cable out of the back.

GEORGIA UNDERGROUND SUPERSTORE

WINCH LINE BLOWER



Winch Line Body

Part No.	Description
08201080	Winch Line Body Assembly 2" - 6" (body includes ½" - 9⁄16" venturi set)

Venturis

Part No.	Description
08201089	Venturi, Winch Line ¼" - ⅜" set
08201086*	Venturi, Winch Line ½" - 9⁄16" set
08201090	Venturi, Winch Line ⅞" set

* Comes standard with Winch Line Body

Plug

Part No.	Description
08780223	Venturi Plug

(Used to seal off back of Winch Line Blower to blow in pull tape or pea line)

Hose & Valve

Part No.	Description
08201015	Hose Valve Assembly



! Not for use in steel conduit.

Adapters

Part No.	Description
08201108	Winch Line Duct Adapter .75" (19 mm)
08201110	Winch Line Duct Adapter 1" (25 mm)
08201112	Winch Line Duct Adapter 1.25" (32 mm)
08201115	Winch Line Duct Adapter 1.5" (38 mm)
08201020	Winch Line Duct Adapter 2" (51 mm)
08201025	Winch Line Duct Adapter 2.5" (63 mm)
08201030	Winch Line Duct Adapter 3" (76 mm)
08201035	Winch Line Duct Adapter 3.5" (89mm)
08201041	Winch Line Duct Adapter 4" (102 mm)
08201045	Winch Line Duct Adapter 4.5" (114mm)
08201051	Winch Line Duct Adapter 5" (127 mm)
08201061	Winch Line Duct Adapter 6" (152 mm)

See ranges on page 28

800-245-8339 • georgiaunderground.net

Carriers

Part No.	Description	Carrier OD
08202020	Carrier, Winch Line 2" SCH40&80, TC6	2.04" (51mm)
08202520	Carrier, Winch Line 2.5" SCH40&80	2.50" (64mm)
08202920	Carrier, Winch Line 3" SCH 40&80	3.13" (80mm)
08203020	Carrier, Winch Line 3" SCH40, TC6&8	3.50" (89mm)
08203420	Carrier, Winch Line 3.5" SCH 40&80	3.75" (95mm)
08203520	Carrier, Winch Line 3.5" TC6&8	4.00" (102mm)
08203920	Carrier, Winch Line 4" SCH40&80, TEL	4.25" (108mm)
08204020	Carrier, Winch Line 4" SCH40,TEL	4.50" (114mm)
08204920	Carrier, Winch Line 5" SCH 40&80	4.75" (121mm)
08205020	Carrier, Winch Line 5" SCH40, TC6&8	5.50" (140mm)
08205920	Carrier, Winch Line 6" SCH 40&80	6.25" (159mm)
08206020	Carrier, Winch Line 6" SCH40, TC6&8	6.50" (165mm)

! Not for use in steel conduit.

Alternate carrier options available on pages 26 - 27. See: Line Carriers, Cable Chute Line Carriers and Duct Projectiles.

Rope Adapter

Rope Adapter
08201091

Storage Case

Storage Case
08201093

GEORGIA UNDERGROUND SUPERSTORE

POLY LINE PAIL/MEASURING & PULL TAPE

Poly Line Pail

Line attaches to the back of a foam carrier, inflatable carrier or line carrier and is used to pull back a rope. Packaged in a weather-proof, reusable plastic bucket with lid.

Part Number	Break Strength (lbs)	(N)	Length (ft)	(m)
08561285*	200	890	6,500	1,981
08561297*	450	2,002	2,500	762

*Pallet quantities of 48 available.

Poly Line Replacement String

Replacement string refills.

Part Number	Break Strength (lbs)	(N)	Length (ft)	(m)
08561284*	200	890	6,500	1,981
08561299*	450	2,002	2,500	762

*Pallet quantities of 80 available.

Conduit Measuring & Pull Tape, Polyester

For pulling fiber optic or coaxial cable through innerduct or for determining exact wall-to-wall measurements in duct runs. Other strengths and lengths are available.

Part Number	Break Strength (lbs)	(N)	Approx Width (in)	(mm)	Length (ft)	(m)
08073900*	130	578	3/16	5	3,000	914

*Pallet quantities of 48 available.

Polyester Woven Pre-Lubed Tape

Recommended pulling tape for fiber optic and coaxial cable pulling. Pre-lubricated tape provides a low coefficient of friction for easier cable pulling. Flat design distributes the side-wall load and reduces duct burn-through. Marked with accurate sequential footage markings.

Part Number	Break Strength (lbs)	(N)	Approx Width (in)	(mm)	Length (ft)	(m)
08096203	400	1,779	1/4	6	3,000	915
08096503	600	2,669	3/8	10	3,000	915
08075003	1,250	5,560	1/2	13	3,000	915
08075103	1,800	8,006	5/8	16	3,000	915
08096303	2,500	11,120	3/4	19	3,000	915

800-245-8339 • georgiaunderground.net

Polyester Pull Tape Pail

Designed for better mobility and faster deployment, pulling tape in a pail allows for moving from install to install without the hassle of carrying a tape stand.

Part Number	Break Strength (lbs)	(N)	Approx Width (in)	(mm)	Length (ft)	(m)
08096001	400	1,779	¼	6	4,500	1,372
08096003	1,800	8,006	⅝	16	1,300	396

Double-Braided Cable Pulling Rope

Premium quality rope recommended for cable pulling. Complete with spliced eye on each end. Double-braided construction offers high working loads and tensile strength without kinking. Other sizes available. Contact factory for additional rope specifications.

! Other lengths and sizes available upon request.

Part Number	Diameter (in)	(mm)	Length (ft)	(m)	Standard Tensile (lbs)	(N)	Recommended Working Load (5:1) (lbs)	(N)
08091003	0.50	13	300	91	10,400	46,262	1,760	7,829
08091006	0.50	13	600	183	10,400	46,262	1,760	7,829
08091012	0.50	13	1,200	366	10,400	46,262	1,760	7,829
08090903	0.63	16	300	91	16,300	72,506	2,780	12,366
08090906	0.63	16	600	183	16,300	72,506	2,780	12,366
08090912	0.63	16	1,200	366	16,300	72,506	2,780	12,366
08091103	0.88	22	300	91	29,900	133,002	5,080	22,597
08091106	0.88	22	600	183	29,900	133,002	5,080	22,597
08091112	0.88	22	1,200	366	29,900	133,002	5,080	22,597

! Order Carefully! This item is made-to-order and is not returnable.

Pulling Tape

A flat woven replacement for ¼" olypropylene rope that provides a lower coefficient of friction due to its flat woven design. Drastically reduces the chance of burn through that is associated with ropes, and has an elongation of less than 10% compared to Polypropylene rope which is 25%+. Not available printed. Other lengths available.

Part Number	Break Strength (lbs)	(N)	Approx. Width (in)	(mm)	Length (ft)	(m)
08099703	1,130	5,026	½	13	3,000	914

! Order Carefully! This item is made-to-order and is not returnable.

GEORGIA UNDERGROUND SUPERSTORE

MANDRELS

Wood Test Mandrels

Pull through duct to prove joint integrity and test for out-of-round duct. 2,240 lbs. (9,964 N) load capacity. Wood body with steel end caps and pulling eyes.

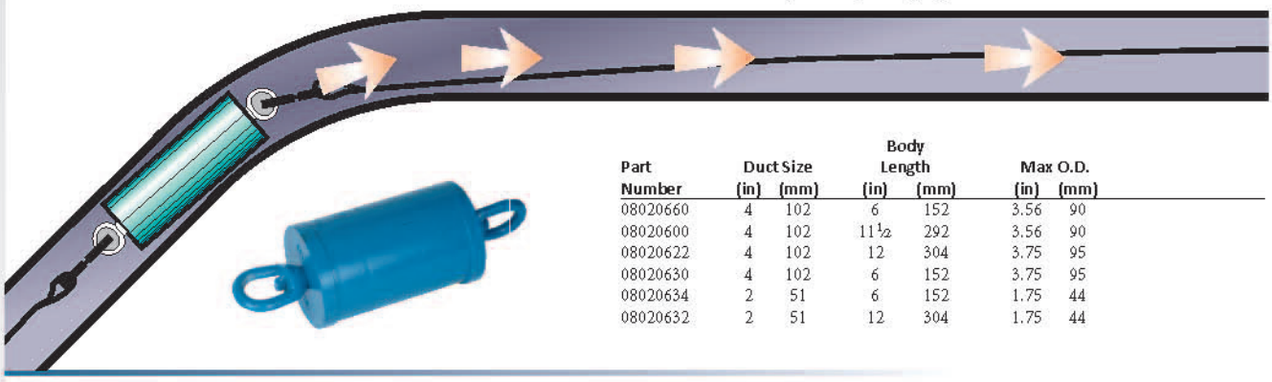

Part Number	Duct Size (in)	Duct Size (mm)	Body Length (in)	Body Length (mm)	Max O.D. (in)	Max O.D. (mm)
08020660	4	102	6	152	3.56	90
08020600	4	102	11½	292	3.56	90
08020622	4	102	12	304	3.75	95
08020630	4	102	6	152	3.75	95
08020634	2	51	6	152	1.75	44
08020632	2	51	12	304	1.75	44

Aluminum Test Mandrels

Pull through duct to prove joint integrity and test for out-of-round duct.

Part Number	Duct Size (in)	Duct Size (mm)	Body Length (in)	Body Length (mm)	Max O.D. (in)	Max O.D. (mm)	Load Capacity (lbs)	Load Capacity (N)
08059515	1½	38	1.74	44	1.18	30	2,200	9,786
08059520	2	51	2.40	61	1.62	41	2,200	9,786
08059525	2½	64	2.98	76	2.00	51	2,200	9,786
08059530	3	76	3.50	89	2.37	61	2,200	9,786
08059535	3½	89	4.10	104	2.75	70	4,500	20,016
08059540	4	102	4.84	123	3.25	83	4,500	20,016
08059550	5	127	5.98	152	4.00	102	4,500	20,016
08059560	6	152	7.08	180	4.75	121	4,500	20,016
08059580	8	203	9.44	240	6.375	162	4,500	20,016

Aluminum Test Slugs

Pull through duct to prove joint integrity and test for out-of-round duct.

Part Number	Duct Size (in)	Duct Size (mm)	Body Length (in)	Body Length (mm)	Max O.D. (in)	Max O.D. (mm)	Load Capacity (lbs)	Load Capacity (N)
08059005	1	25	1.71	43	0.860	22	2,200	9,786
08059015	1¼	32	2.17	55	1.086	28	2,200	9,786
08059025	1½	38	2.49	63	1.243	32	2,200	9,786

Rubber Duct Swab

Ideal for cleaning and assisting in the spreading of lubricant throughout the duct. 7,000 lbs. (31,136 N) load capacity.



Part Number	Duct Size (in)	Duct Size (mm)	Body Length (in)	Body Length (mm)	Max O.D. (in)	Max O.D. (mm)
08028820*	2	51	10	254	2.00	51
08028830	3	76	10	254	3.00	76
08028700	3½	89	10	254	3.50	89
08028800	4	102	10	254	4.00	102
08058700	5	127	10	254	5.00	127
08058800	6	152	10	254	6.00	152
08022880	8	203	10	254	8.00	203

*4,500 lbs. (20,016 N) load capacity.

800-245-8339 • georgiaunderground.net

Short Rubber Slug

For proving duct integrity and for spreading cable pulling lubricant especially in tight-radius bends. 4,500 lbs. (20,016 N) load capacity.

Part Number	Duct Size (in)	Duct Size (mm)	Body Length (in)	Body Length (mm)	Max O.D. (in)	Max O.D. (mm)
08082020	2	51	3.25	83	2.00	51
08082025	2½	64	3.25	83	2.50	64
08082030	3	76	3.25	83	3.00	76
08082035	3½	89	3.25	83	3.50	89
08082040	4	102	3.25	83	4.00	102
08082050	5	127	3.25	83	5.00	127
08082060	6	154	3.25	83	6.00	154
08082080	8	203	3.25	83	8.00	203

Wire Brush Mandrel

Flat steel bristles with a pulling eye on one end and a loop on the other end. Easily removes sand, grit and other light obstructions from the duct. 800 lbs. (3,558 N) load capacity.

Part Number	Duct Size (in)	Duct Size (mm)	Body Length (in)	Body Length (mm)	Overall Length (in)	Overall Length (mm)	Max O.D. (in)	Max O.D. (mm)
08028904	1¼	32	4.25	108	7.50	191	1.00	25
08028905	1½	38	4.25	108	7.50	191	1.25	32
08028900	2	51	4.25	108	9.16	232	1.75	44
08046000	2½	64	4.25	108	9.16	232	2.25	57
08067100	3	76	5.50	140	9.16	232	2.75	70
08067200	3½	89	5.00	127	9.16	232	3.25	82
08029000	4	102	6.75	171	9.16	232	3.75	95
08029100	5	127	6.50	165	9.16	232	4.75	121
08068100	6	152	6.75	171	9.16	232	5.75	146
08029080	8	203	4.75	121	9.73	247	7.75	197

Heavy Duty Wire Brush Mandrels

Heavy-duty steel bristles with pulling eyes on each end. For removing obstructions from the duct.

Part Number	Duct Size (in)	Duct Size (mm)	Body Length (in)	Body Length (mm)	Max O.D. (in)	Max O.D. (mm)	Load (lbs)	Load (N)
08900546	2	51	3.5	89	1.75	44	1,240	5,516
08900547	2½	64	4.25	108	2.25	57	1,240	5,516
08900548	3	76	5.25	133	2.75	70	1,240	5,516
08900549	3½	89	5.25	133	3.25	82	2,240	9,964
08900550	4	102	5.25	133	3.75	95	2,240	9,964
08900551	5	127	5.00	123	4.75	121	2,240	9,964
08900552	6	152	5.00	123	5.75	146	2,240	9,964
08900553	8	203	5.00	123	7.75	196	2,240	9,964

Flexible Steel Mandrel

Steel discs in graduated sizes make this mandrel ideal for removing obstructions in duct with extreme bends. 7,000 lbs. (31,136 N) load capacity.

! When using the flexible steel mandrel there is the potential for duct shaving to occur.



Part Number	Duct Size (in)	Duct Size (mm)	Body Length (in)	Body Length (mm)	Max O.D. (in)	Max O.D. (mm)
08021700	2*	51	7.31	186	1.75	44
08021925	2½	64	11.25	286	2.25	57
08021800	3	76	11.25	286	2.75	70
08049400	3½	89	11.25	286	3.25	83
08067400	4 Sch 80	97	11.25	286	3.50	89
08021900	4	102	11.25	286	3.75	95
08067500	5 Sch 80	114	11.25	286	4.25	108
08058900	5	127	11.25	286	4.75	121
08067600	6 Sch 80	146	11.25	286	5.50	140
08059000	6	152	11.25	286	5.75	146
08079500	8	203	11.25	286	7.75	197

*2,000 lbs. (8,896 N) load capacity.

GEORGIA UNDERGROUND SUPERSTORE

BALL BEARING SWIVELS

808 Champion Swivels

Designed specifically for underground and overhead cable pulling applications. Can handle all types of utility cables. Precision machined from high-strength stainless steel. Clevis pin is easily replaceable (see ordering information below).

CAUTION: 808 Champion Swivels are to be used for cable stringing or pulling only. 808 Champion Swivels are not to be used for directional drilling.

NOTE: Swivels are not designed to run around bullwheels. Always verify that the swivel size is sized to the pulling harness or grip prior to ordering.

Not Designed for Directional Drilling.

! Not designed to be pulled around bullwheels or sheaves.

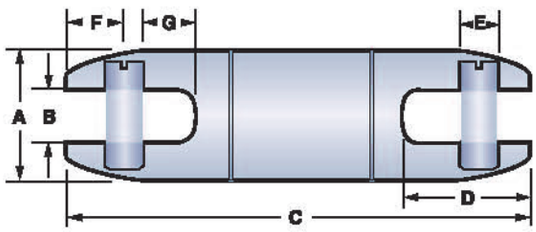

	WORKING LOAD				DIMENSIONS													
	*Underground		** Aerial		A		B		C		D		E		F		G	
Part Number	(LBS.)	(N)	(LBS.)	(N)	(IN.)	MM	(IN.)	MM	(IN.)	MM	(IN.)	MM	(IN.)	MM	(IN.)	MM	(IN.)	MM
08017000	600	2,669	360	1,601	5/8	16	.28	7	3.56	90	.79	20	.25	6	.37	9	.295	7
08016000	2,500	11,120	1,500	6,672	7/8	22	.38	10	4.51	115	1.06	27	.31	8	.53	13	.375	10
08016000H***	2,500	11,120	1,500	6,672	7/8	22	.38	10	4.51	115	1.06	27	.31	8	.53	13	.375	10
08080912	5,000	22,241	3,000	13,344	1-1/4	32	.56	14	5.44	138	1.34	34	.37	9	.59	15	.565	14
08080912H***	5,000	22,241	3,000	13,344	1-1/4	32	.56	14	5.44	138	1.34	34	.37	9	.59	15	.565	14
08080913	7,000	31,137	4,200	18,682	1-3/8	35	.56	14	5.25	133	1.31	33	.44	11	.56	14	.530	13
08080913H***	7,000	31,137	4,200	18,682	1-3/8	35	.56	14	5.25	133	1.31	33	.44	11	.56	14	.530	13
08080916	10,000	44,482	6,000	26,689	1-5/8	41	.63	16	6.51	165	1.59	40	.56	14	.78	20	.530	13
08080916H***	10,000	44,482	6,000	26,689	1-5/8	41	.63	16	6.51	165	1.59	40	.56	14	.78	20	.530	13
08080920	15,000	66,723	9,000	40,033	2	51	.75	19	6.99	178	1.78	45	.62	16	.72	18	.750	18
08080920H***	15,000	66,723	9,000	40,033	2	51	.75	19	6.99	178	1.78	45	.62	16	.72	18	.750	18
08080925	25,000	111,205	15,000	66,723	2-1/2	64	1.00	25	10.23	260	2.8	71	.87	22	1.23	31	1.135	29
08080925H***	25,000	111,205	15,000	66,723	2-1/2	64	1.00	25	10.23	260	2.8	71	.87	22	1.23	31	1.135	29
08080930	30,000	133,446	18,000	80,068	3	76	1.31	33	12.04	306	3.56	90	1.12	28	1.37	35	1.630	41

* 3:1 Safety Factor
** 5:1 Safety Factor
*** Comes standard with hex head clevis pin

Replacement Clevis Pins for 808 Champion Swivels

Part Number	Replacement Part Number, Slotted Pin	Part Number	Replacement Part Number, Hex Pin
08017000	08017016		
08016000	08955408	08016000H	08081065
08080912	08081046	08080912H	08081042
08080913	08081036	08080913H	21000371
08080916	08081026	08080916H	21000381
08080920	08081016	08080920H	21000391
08080925	08081006	08080925H	21000401
08080930	08081053		

800-245-8339 • georgiaunderground.net

800-245-8339 • georgiaunderground.net

821 Champion Swivels

Designed to meet common dimensional specifications, the 821 Champion Swivels are designed for underground and overhead cable pulling applications and can handle all types of utility cable. Precision machined stainless steel. Clevis pin is easily replaceable (see ordering information below).

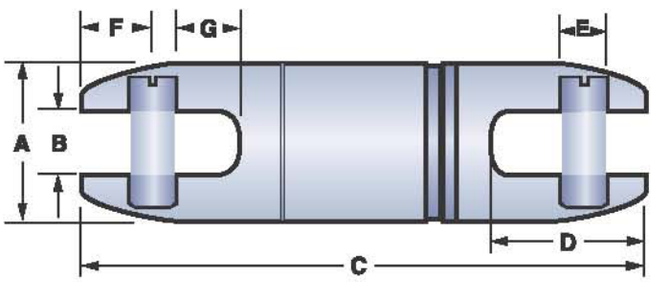

! Not designed to be pulled around bullwheels or sheaves.

	WORKING LOAD				DIMENSIONS													
	*Underground		** Aerial		A		B		C		D		E		F		G	
Part Number	(LBS.)	(N)	(LBS.)	(N)	(IN.)	MM	(IN.)	MM	(IN.)	MM	(IN.)	MM	(IN.)	MM	(IN.)	MM	(IN.)	MM
08210007	1800	8006	1080	4804	0.875	22	0.31	8	3.09	78	0.84	21	0.31	8	0.38	10	0.305	8
08210012	4000	17792	2400	10675	1.25	32	0.59	15	4.52	115	1.22	31	0.38	10	0.44	11	0.41	10
08210014	7500	33360	4500	20016	1.44	37	0.59	15	5.13	130	1.41	36	0.44	11	0.59	15	0.6	15
08210018	10000	44480	6000	26689	1.875	48	0.75	19	7.06	179	1.88	48	0.63	16	0.81	21	0.755	19

* 3:1 Safety Factor
**5:1 Safety Factor

Replacement Clevis Pins for 821 Champion Swivels

Part Number	Replacement Part Number, Slotted Pin
08210007	08210105
08210012	08210115
08210014	08210125
08210018	08210135

"The Condux shipping and receiving department is a busy place with a lot of checks and balances in place so we can ensure that our customers are getting the right product. We take care to package each product for safe transport so the customer can take it out of the box and start their job."

Mike Hanson
Shipping & Receiving Supervisor
30 years

GEORGIA UNDERGROUND SUPERSTORE

SWIVEL ACCESSORIES

Rope to Swivel Clevis

Used to connect the swivel to rope up to 1" (25 mm) in diameter. To be used with 1¼"(32mm), 1⅜" (35mm), 1⅝" (41mm) & 2" (51mm) 808 Champion Swivels. Precision machined stainless steel.

Part Number	Size (in)	Size (mm)	Max O.D. (in)	Max O.D. (mm)	Load Rating (lbs)	Load Rating (N)
08091230	1¼-2	32-51	2	51	10,000	44,480

Replacement Pin and Roller:

Part Number	
08091221	Roller
08091222	Pin

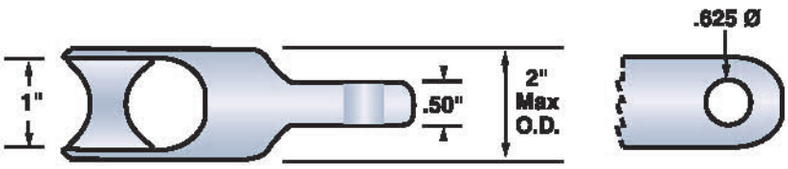

Rope to Rope/Grip Clevis

Versatile clevis provides efficient link for several applications. Stainless steel construction with 10,000 lbs. (44,480 N) load capacity. Combinations of sheaves and pins allow the following connections:

- ⅞" (22 mm) diameter rope to ⅞" (22 mm) diameter rope
- Rope to forged eye pulling grip
- Forged eye pulling grip to forged eye pulling grip
- Rope to flexible eye pulling grip

Part Number	Max O.D. (in)	Max O.D. (mm)
08091205	½	12.7
08091200	1¾	44

Replacement Pin and Roller:

Part Number	
08091221	Roller
08091201	Pin

800-245-8339 • georgiaunderground.net

CONDUX

			SWIVEL COMPATIBILITY CHART				
			Pulling Eye Size Range			Pulling Harnesses	
Part Number	Swivel Size (in)	(mm)	Standard Head Reusable Power Pulling Eyes Cable Size	Fixed Head Innerduct Pulling Eyes (Part Number)	Eye to Eye Connectors Size (Part Number)	Separate Leg Ends	Large Front Link Size (Part Number)
08017000	5/8"	16mm	-	-	-	1/8", 1/4"	-
08016000	7/8"	22mm	-	-	-	1/8", 1/4"	-
08080912	1-1/4"	32mm	1/0 AWG - 250 kcmil	08914110, 08914120, 08914130, 08914140	(3/8") 08050300 (1/2") 08050500	All	(1/8"-08549200) (1/4"-08549230, 08549325, 08569910, 08549326) (1/2"-08549331)
08080913	1-3/8"	35mm	1/0 AWG - 250 kcmil	08914110, 08914120, 08914130, 08914140	(3/8") 08050300	All	(1/8"-08549200) (1/4"-08549230, 08549325, 08569910, 08549326) (1/2"-08549331)
08080916	1-5/8"	41mm	1/0 AWG - 250 kcmil	-	(3/8") 08050300 (1/2") 08050500	All	(1/8"-08549200) (1/4"-08549230, 08549325, 08569910, 08549326) (1/2"-08549331)
08080920	2"	51mm	350 kcmil - 1,000 kcmil	-	All	All	(1/8"-08549200) (1/4"-08549230, 08549325, 08569910, 08549326) (1/2"-08549331)
08080925	2-1/2"	64mm	1250 kcmil - 3,000 kcmil	-	(1/2") 08050500 (5/8") 08050501	All Cables	All
08080930	3"	76mm	-	-	(1/2") 08050500 (5/8") 08050501	All Cables	All
08210007	7/8"	22mm	-	-	-	1/8", 1/4"	-
08210012	1-1/4"	32mm	1/0 AWG - 500 kcmil	All	(3/8") 08050300 (1/2") 08050500	All	(1/8"-08549200) (1/4"-08549230, 08549325, 08569910, 08549326) (1/2"-08549331)
08210014	1-7/16"	37mm	1/0 AWG - 500 kcmil	08914110, 08914120, 08914130, 08914140, 08914150, 08914160	(3/8") 08050300 (1/2") 08050500	All	(1/8"-08549200) (1/4"-08549230, 08549325, 08569910, 08549326) (1/2"-08549331)
08210018	1-7/8"	48mm	600 kcmil - 1,000 kcmil	-	All	All	(1/8"-08549200) (1/4"-08549230, 08549325, 08569910, 08549326) (3/8"-08549333, 08549329) (1/2"-08549331)

GEORGIA UNDERGROUND SUPERSTORE

BREAK-AWAY SWIVELS

U. S. Patent No. 4,687,365.

Break-Away Swivel

Essential for fiber optic and coaxial cable pulling, these swivels have a break load ranging from 150–1,800 pounds (667–8,006 N) and are designed to separate at ±5% of their rated break load. If the load rating is exceeded, the interior break pin fractures, the swivel separates, and the cable remains undamaged. Break pin is easily replaceable (see ordering information, next page).

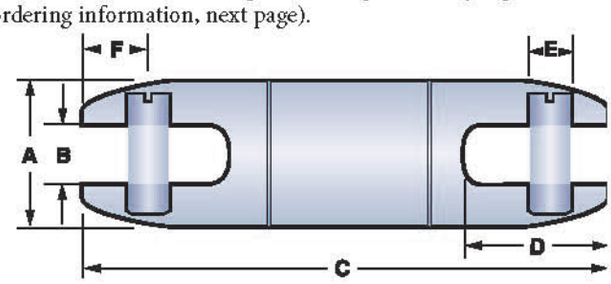

Break-Away Swivel Dimensions

A		B		C		D		E		F	
(in)	(mm)	(in)	(mm)	(in)	(mm)	(in)	(mm)	(in)	(mm)	(in)	(mm)
5/8"	16	.28	7	3.56	90	.79	20	.25	6	.37	9
7/8"	22	.38	10	4.51	115	1.06	27	.31	8	.53	13

! The 10% break tolerance zone for pins used in 5/8" (16mm) and 7/8" (22mm) diameter break- away swivels is + / - 5% of the nominal break load, called out along with the swivel diameter, in the description of the pin. For pins used in 1-1/4" (32mm) diameter or larger break away swivels, this zone shifts to +8% / -2%

NOTE: Swivels are not designed to run around bullwheels.

5/8" Swivel (16 mm)

Part Number	Break Load (LBS.)	Break Load (N)
08017300	200	890
08017400	250	1,112
08017800	300	1,334
08016900	450	2,002
08017200	600	2,669
08017500	650	2,891
08017900	750	3,336

7/8" Swivel (22 mm)

Part Number	Break Load (LBS.)	Break Load (N)
08018300	200	890
08018000	250	1,112
08017600	300	1,334
08018400	350	1,557
08075300	400	1,779
08015800	450	2,002
08076500	500	2,224
08018500	550	2,446
08015000	600	2,669
08018600	650	2,891
08076000	700	3,114
08075500	750	3,336
08018700	800	3,558
08018800	850	3,781
08076600	900	4,003
08015700	1,000	4,448
08018900	1,100	4,893
08015200	1,200	5,338
08019100	1,300	5,782
08074600	1,400	6,227
08076900	1500	6,672
08019200	1,600	7,117
08019300	1,700	7,562
08017700	1800	8,006

800-245-8339 • georgiaunderground.net

800-245-8339 • georgiaunderground.net

Replacement Pins

Break pins for Condux Break-Away Swivels are easy to order and ready to ship.



Externally Threaded Head | Break Pin | Bearings | Body | Internally Threaded Head

Replacement Pins for 5/8" (16 mm) Swivel

Part Number	Break Load (LBS.)	Break Load (N)	Pin Color
08017305	200	890	Green/ Black
08017405	250	1,112	Blue/White
08017805	300	1,334	Blue/Violet
08016905	450	2,002	Blue/Yellow
08017205	600	2,669	Orange/Black
08017505	650	2,891	Brown/White
08017905	750	3,336	Orange/Violet

Replacement Pins for 7/8" (22 mm) Swivel

Part Number	Break Load (LBS.)	Break Load (N)	Pin Color
08018105	150	667	Slate/Violet
08018305	200	890	Green/Orange
08018005	250	1,112	Blue/White
08017605	300	1,334	Brown/Red
08018405	350	1,557	Black/Green
08075305	400	1,779	Blue/Black
08015805	450	2,002	Blue/Yellow
08076505	500	2,224	Orange/Red
08018505	550	2,446	Blue/Green
08015005	600	2,669	Orange/Black
08018605	650	2,891	Slate/Green
08076005	700	3,114	Orange/White
08075505	750	3,336	Orange/Violet
08018705	800	3,558	Red/Yellow
08018805	850	3,781	Black/Yellow
08076605	900	4,003	Orange/Yellow
08015705	1,000	4,448	Green/White
08018905	1,100	4,893	White/Yellow
08015205	1,200	5,338	Brown/White
08019105	1,300	5,782	Brown/Yellow
08074605	1,400	6,227	Green/Red
08076905	1,500	6,672	Green/Yellow
08019205	1,600	7,117	Black/White
08019305	1,700	7,562	Red/White
08017705	1,800	8,006	Brown/Black

GEORGIA UNDERGROUND SUPERSTORE

PULLING ACCESSORIES

Threaded Chain Connectors

Offers a quick and easy way to connect pulling eyes or swivels to winch lines, harnesses or rope. To close, simply screw the nut onto the threaded end. Connectors are reusable.

Note: To be used for cable stringing or pulling only.

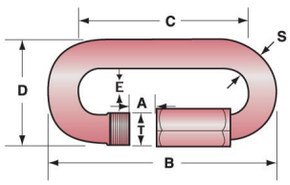

	Working Load Limit		Stock Diameter (S)		Threaded Shaft (T)		Opening Width (A)		Length (B)		Inside Length (C)		Width (D)		Inside Width (E)	
Part Number	(LBS.)	(N)	(IN)	(MM)	(IN)	(MM)	(IN)	(MM)	(IN)	(MM)	(IN)	(MM)	(IN)	(MM)	(IN)	(MM)
08581212	200	890	0.125	3.2	0.20	5	0.375	9.5	1.813	46.0	1.563	40	0.79	20	.37	9.4
08581218	550	2,446	0.188	4.8	0.27	7	0.500	12.7	2.438	61.9	2.063	52	1.06	27	.54	13.7
08581225	770	3,425	0.250	6.4	0.35	9	0.563	14.3	2.750	69.9	2.313	59	1.17	30	.52	13.2
08581231	1,430	6,361	0.313	7.9	0.43	11	0.688	17.5	3.438	87.3	2.813	71	1.57	40	.69	17.5
08581237	1,760	7,828	0.375	9.5	0.47	12	0.750	19.1	3.750	95.3	3.000	76	1.68	43	.74	18.8
08581250	2,755	12,254	0.500	12.7	0.60	15	0.938	23.8	4.875	123.8	3.938	100	2.16	55	.89	22.6
08581256	4,410	19,616	0.563	14.3	0.67	17	1.063	27.0	5.563	141.3	4.500	114	2.39	61	1.00	25.4
08581262	5,510	24,508	0.625	15.9	0.74	19	1.125	28.6	6.313	160.3	5.063	129	2.73	69	1.13	28.7
08581268	6,615	29,424	0.688	17.5	0.86	22	1.250	31.8	6.938	176.2	5.500	140	3.04	77	1.20	30.5
08581278	7,935	35,295	0.781	19.8	0.93	24	1.375	34.9	7.813	198.4	6.250	159	3.33	85	1.34	34.0

THREADED CHAIN CONNECTOR COMPATIBILITY CHART

Chain Connector Part Number	Size (in) (mm)		Pulling Eye Size Range			Pulling Harnesses	
			Standard Head Reusable Power Pulling Eyes Cable Size	Fixed Head Innerduct Pulling Eyes (Part Number)	Eye to Eye Connectors Size (Part Number)	Separate Leg Ends	Large Front Link Size (Part Number)
08581212	1/8"	3mm	-	-	-	1/8" (3mm) 1/4" (6mm)	-
08581218	3/16"	5mm	1/0 - 500 kcmil	All	3/8" (10mm)	1/8" (3mm) 1/4" (6mm) 3/8" (10mm)	1/8" (3mm)
08581225	1/4"	6mm	1/0 - 500 kcmil	All	3/8" (10mm), 1/2" (13mm)	1/8, 1/4, 3/8	1/8" (3mm)
08581231	5/16"	8mm	600 kcmil - 1000 kcmil	All	All	All Cable	1/8" (3mm), 3 x 1/4" (6mm), 2 x 1/2" (13mm), Chain
08581237	3/8"	10mm	-	All	All	All Cable	1/8" (3mm), 3 & 4 x 3/8" (10mm), 2 x 1/2" (13mm), Chain
08581250	1/2"	13mm	1,250 kcmil - 2,000 kcmil	-	All	All	All
08581256	9/16"	14mm	2,000 - 3,000 kcmil	-	All	All	All
08581262	5/8"	16mm	2,500 - 3,000 kcmil	-	All	All	All
08581268	11/16"	17mm	-	-	All	All	All
08581278	7/8"	22mm	-	-	All	All	All

Eye to Eye Connectors

Light duty winch line pulling connector drop forged from C-1035 steel. Hot dip galvanized.

	Size		Working Load	
Part Number	(IN)	(MM)	(LBS)	(N)
08050300	3/8	10	2,200	9,786
08050500	1/2	13	3,600	16,013
08050501	5/8	16	5,200	23,130

NOTE: To be used for cable stringing or pulling only.

800-245-8339 • georgiaunderground.net

Multiple Pulling Harness

Allows staggered attachment to cable or innerduct when pulling through conduit systems or during directional drilling pull-back operations. **Other harness combinations available upon request. Contact factory for details.**

! Other multiple pulling harness combinations available upon request. Contact Customer Service for details.

		Working Load Per Leg		Working Load Combined		Max Width (A)		Separation Between Legs (B)		Lead Ring Diameter (C)	
Part Number	Description	(LBS.)	(N)	(LBS)	(N)	(IN)	(MM)	(IN)	(MM)	(IN)	(MM)
08549200	3 Way 1/8" (3mm) Cable	550	2,446	1,600	7,117	2.25	57	14	356	.37	10
08549230	3 Way 1/4" (6mm) Cable	2,300	10,230	2,900	12,899	2.00	51	14	356	.37	13
08549325	4 Way 1/4" (6mm) Cable	2,300	10,230	4,200	18,682	2.0	51	14	356	.37	13
08569910	5 Way 1/4" (6mm) Cable	2300	10,230	4,200	18,682	2.0	51	14	356	.37	13
08549326	6 Way 1/4" (6mm) Cable	2,300	10,230	4,200	18,682	2.0	51	14	356	.37	13
08549333	3 Way 3/8" (10mm) Cable	4,800	21,351	9,000	40,032	2.63	67	10	254	.62	16
08549329	4 Way 3/8" (10mm) Cable	4,800	21,351	6,000	26,689	4.50	114	6	152	.75	19
08549330	10 Way 3/8" (10mm) Cable	4,800	21,351	6,000	26,689	4.50	114	6	152	.75	19
08549334	12 Way 3/8" (10mm) Cable	4,800	21,351	6,000	26,689	4.50	114	6	152	.75	19
08549342	16 Way 3/8" (10mm) Cable	4,800	21,351	6,000	26,689	4.50	114	6	152	.75	19
08549331	2 Way 1/2" (13mm) Cable	7,000	31,136	10,000	44,480	2.50	64	12	305	.50	13
08549332	3 Way 1/2" (13mm) Cable	7,000	31,136	15,000	66,720	3.75	95	12	305	.87	22
08549340	4 Way 1/2" (13mm) Cable	7,000	31,136	15,000	66,720	3.75	95	12	305	.87	22

! See Swivel Compatibility Chart on page 39 to match up your multiple pulling harness with your swivels.

3 Way ½" Cable

Figure 8 Swing Link

For quick connections to winch line or pulling harnesses.

Note: To be used for cable stringing or pulling only.

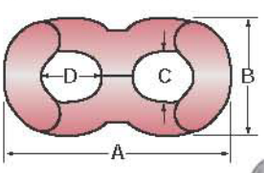

	Size		Working Load		Length (A)		Width (B)		Eye ID (C)		Eye ID (D)	
Part Number	(IN)	(MM)	(LBS)	(N)	(IN)	(MM)	(IN)	(MM)	(IN)	(MM)	(IN)	(MM)
08580825	1/4"	6	1,000	4,448	1.94	49	.94	24	.38	10	.50	13
08580837	3/8"	10	1,700	7,561	2.90	74	1.31	33	.50	13	.63	16
08580850	1/2"	13	6,000	26,689	3.25	83	1.63	41	.69	18	.75	19
08580875	3/4"	19	10,000	44,482	5.00	127	2.50	64	.94	24	1.13	29
08580899	1	25	22,000	97,860	6.50	165	3.25	83	1.25	32	1.50	38

SWING LINK COMPATIBILITY CHART

Swing Link Part Number	Size (in)	(mm)	Pulling Eye Size Range: Standard Head Reusable Power Pulling Eyes Cable Size	Pulling Eye Size Range: Fixed Head Innerduct Pulling Eyes (Part Number)	Eye to Eye Connectors Size (Part Number)	Pulling Harnesses: Separate Leg Ends	Pulling Harnesses: Large Front Link Size (Part Number)
08580825	1/4"	6	-	-	-	1/8" (3mm), 1/4" (6mm)	-
08580837	3/8"	10	1/0 AWG - 250 kcmil	-	3/8" (10mm)	1/8" (3mm), 1/4" (6mm), 3/8" (10mm), Chain	-
08580850	1/2"	13	350 kcmil - 1,000 kcmil	-	3/8" (10mm), 1/2" (13mm)	All Cable	2 x 1/2" (13mm)
08580875	3/4"	19	1250 kcmil - 2000 kcmil	-	All	All Cable	1/8" (3mm), 1/4" (6mm), 3/8" (10mm), 2 x 1/2" (13mm), Chain
08580899	1"	25	-	-	1/2, 5/8	All Cable	All

GEORGIA UNDERGROUND SUPERSTORE

DIRECTIONAL DRILLING SWIVELS

819 D.Drill Directional Drilling Swivels

Designed specifically for directional drilling, the Condux 819 D.Drill Swivels prevent boring equipments' rotational torque from interfering with the product (cable or conduit) being pulled. The D.Drill Swivels are greasable and double sealed to keep contaminants out. Clevis pins with hex nuts allow for installation and removal from either side of the swivel. Condux Directional Drilling Swivels feature a 90 day warranty.

CAUTION: To be used for directional drilling only.

CAUTION: Condux requires the use of a calcium based lubricant only. Other lubricants may have adverse reactions when exposed to bentonite products. Condux requires that the swivels be greased after each use to purge any contaminants that may have penetrated past the seals into the swivel while boring. See page 45 for calcium based lubricants.

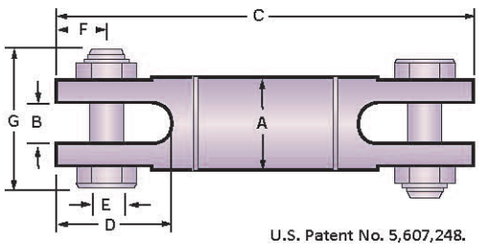

U.S. Patent No. 5,607,248.

	Working Load				A		B		C		D		E		F		G	
	Tension		Compression															
Part Number	(LBS)	(N)	(LBS)	(N)	(IN)	(MM)	(IN)	(MM)	(IN)	(MM)	(IN)	(MM)	(IN)	(MM)	(IN)	(MM)	(IN)	(MM)
08190016	8,500	37,808	2,800	12,454	1-5/8"	41	.63	16	6.85	174	1.59	40	.56	14	.78	20	2.36	60
08190020	10,000	44,480	3,300	14,678	2"	51	.75	19	7.83	199	1.81	46	.63	16	.75	19	2.89	73
08190025	20,000	88,960	6,600	29,357	2-1/2"	64	1.00	25	10.93	278	2.84	72	.88	22	1.25	32	3.67	93
08190030	30,000	133,440	10,000	44,480	3"	76	1.31	33	12.75	324	3.56	90	1.13	29	1.37	36	4.50	114
08190040	45,000	200,160	15,000	66,720	4"	102	1.63	41	15.25	387	4.00	102	1.25	32	1.84	47	5.58	142
08190045	60,000	266,880	20,000	88,960	4-5/8"	117	1.75	44	17.48	444	4.62	117	1.50	38	2.13	54	6.31	160
08190060	90,000	400,320	30,000	133,440	6	152	2.00	51	18.27	464	4.50	114	1.75	44	2.18	56	6.59	167
08190080	120,000	533,760	40,000	177,920	8	203	2.25	57	21.71	552	5.25	133	2.00	51	2.50	64	8.25	210

400 D.Drill® Directional Drilling Swivels

Designed specifically for directional drilling, the Condux 400 D.Drill Swivels prevent boring equipments' rotational torque from interfering with the product (cable or conduit) being pulled. The D.Drill Swivels are greasable and double sealed to keep contaminants out. Condux Directional Drilling Swivels feature a 90 day warranty.

CAUTION: To be used for directional drilling and underground cable installation only.

CAUTION: Condux requires the use of a calcium based lubricant only. Other lubricants may have adverse reactions when exposed to bentonite products. Condux requires that the swivels be greased after each use to purge any contaminants that may have penetrated past the seals into the swivel while boring.

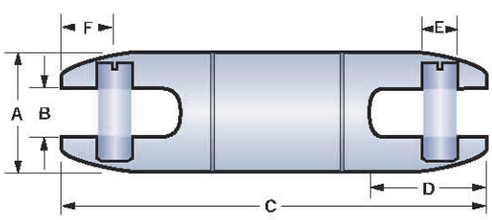

	Working Load				A		B		C		D		E		F	
	Tension		Compression													
Part Number	(LBS)	(N)	(LBS)	(N)	(IN)	(MM)	(IN)	(MM)	(IN)	(MM)	(IN)	(MM)	(IN)	(MM)	(IN)	(MM)
08190408	1,800	6,588	595	2,177	7/8	22	.38	9	4.83	122	1.03	26	.31	8	.53	13
08190412	4,000	14,641	1,300	4,758	1-1/4	32	.56	14	6.57	166	1.34	34	.37	9	.59	15
08190416	8,500	37,808	2,800	12,454	1-5/8	41	.63	16	7.22	183	1.59	40	.56	14	.78	19
08190420	10,000	44,480	3,300	14,678	2	51	.75	19	8.29	210	1.77	45	.63	16	.71	18
08190425	20,000	88,960	6,600	29,357	2-1/2	64	1.00	25	11.44	290	2.79	71	.88	22	1.23	31
08190430	30,000	133,440	10,000	44,480	3	76	1.31	33	13.27	337	3.56	90	1.13	28	1.37	34

800-245-8339 • georgiaunderground.net

819 D.Drill® Replacement Parts

Part Number	Clevis Pin	Locking Nut
08190016	08190104	02250500
08190020	08190114	02250600
08190025	08190124	02250700
08190030	08190134	02250800
08190040	08190154	02263000
08190045	08190144	02250900
08190060	08190164	02251000
08190080	08190167	02279000

400 D.Drill® Replacement Parts

Part Number	Clevis Pin
08190408	08081065
08190412	08081042
08190416	21000381
08190420	21000391
08190425	21000401
08190430	08190539

D.Drill® Grease

Specially formulated for use in a bentonite clay environment. This is an extreme pressure multiservice lubricant designed to give outstanding performance in directional drilling/boring applications. Manufactured from the highest quality petroleum oil and thickened with a unique calcium complex soap. This thickener resists breakdown caused by bentonite, which is common with lithium based lubricants. Packaged in cartridges to fit a standard grease gun.

Part Number	Description
08190007	Directional Drilling Grease (1 Cartridge)

D. Drill Swivels & PE & PVC Pulling Eye Compatibility Chart				
Swivel	Size (in) (mm)		PE & PVC Pulling Eye	
			PE/PVC Part Number	Size in (mm)
08190016	1-5/8	41	08220600 - 08220603	1-1/4 (32), 1-1/2 (38), 2-1/4 (57), 2-1/2 (63), 3 (76)
08190020	2	51	08220600 - 08220603	1-1/4 (32), 1-1/2 (38), 2-1/4 (57), 2-1/2 (63), 3 (76)
08190025	2-1/2	64	08220609 - 08220608	2-1/2 (63), 3 (76), 4 (102), 5 (127), 6 (152), 7 (178), 8 (203)
08190030	3	76	-	-
08190040	4	102	08220604 - 08220606	4 (102), 5 (127), 6 (152)
08190045	4-5/8	117	08220604 - 08220606	4 (102), 5 (127), 6 (152)
08190060	6	152	-	-
08190080	8	203	-	-

GEORGIA UNDERGROUND SUPERSTORE

DIRECTIONAL DRILLING SWIVELS

Break-Away Swivels for Directional Drilling

Avoid overstressing cable or conduit being pulled in during directional drilling operations. The Condux Break-Away Swivels for directional drilling are designed exclusively to provide **both** the swivel and the break link for product pull-back. Eliminate the use of two or more components and shorten the gap between the reamer and pulling eye. No need to use "weak link" pipe sections or wire when using the Condux Break-Away Swivel.

Seven different diameter swivels are available to accommodate various pulling needs. Break loads range from 1,200 lbs. (5,338 N) to 40,000 lbs. (111,250 N) and are designed to separate at +8/-2% of their rated break load. Order Replacement Pins as needed.

NOTE: D.Drill Swivels come with a 90 day limited warranty.

Condux Break-Away DDrill® Swivels are designed for use when directional drilling; however, they may be used in other applications where the swivel, product and pulling medium are segregated from personnel and a break would remain contained (a pipe or bore hole).

Break-Away D.Drill® Swivel
1¼"–1⅜" (32mm - 35mm)

U.S. Patent No. 4,687,365.

Break-Away D.Drill® Swivel
1⅝"–4" (35mm - 102mm)

U.S. Patent No. 4,687,365.

U.S. Patent No. 5,607,248.

WARNING: Use in any manner other than that described above could result in severe personal injury or death.

	Break Load		Replacement Pin	
Part Number	(LBS.)	(N)	Part Number	Color
1-1/4" Swivel (32mm)				
08021500	1,200	5,338	08021505	Brown/White
08019400	1,900	8,451	08019405	Violet/Black
08019500	2,000	8,896	08019505	Slate/White
08019600	2,500	11,120	08019605	Violet/Green
08019700	3,000	13,344	08019705	Slate/Red
08076100	3,400	15,123	08076105	Blue/Yellow
08019800	4,000	17,792	08019805	Red/Yellow
1-3/8" Swivel (35mm)				
08019900	4,500	20,016	08019905	Slate/Yellow
08021300	5,000	22,240	08021305	Orange/Blue
08022100	5,500	24,464	08022105	Brown/Green
08024200	6,000	26,688	08024205	Blue/Brown
08024400	6,500	28,912	08024405	Red/Blue
1-5/8" Swivel (41mm)				
08024500	7,000	31,136	08024505	Orange
08025500	7,500	33,360	08025505	Blue
08027900	8,000	35,584	08027905	Yellow
08028400	8,500	37,808	08028405	Slate

	Break Load		Replacement Pin	
Part Number	(LBS.)	(N)	Part Number	Color
2" Swivel (51mm)				
08029200	9,000	40,032	08029205	Red
08029400	10,000	44,480	08029405	Green
2-1/2" Swivel (64mm)				
08029600	12,000	53,376	08029605	White
08029700	14,000	62,272	08029705	Brown
3" Swivel (76mm)				
08075600	18,500	82,288	08029720	Black
08075800	22,000	97,856	08075805	Yellow
08075820	25,000	111,250	08075825	Blue
4" Swivel (102mm)				
08075940	40,000	177,928	08075945	Orange

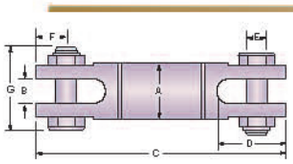

Use these dimensions when ordering the 1¼" (32 mm) and the 1⅜" (35 mm) swivels.

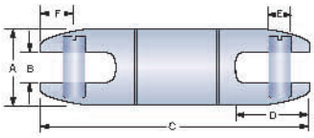

Use these dimensions when ordering the 1⅝" (41 mm), the 2" (51 mm), the 2½" (64 mm) and the 4" (102 mm) swivels.

Break-Away Swivel Dimensions

A		B		C		D		E		F		G	
(IN)	(MM)	(IN)	(MM)	(IN)	(MM)	(IN)	(MM)	(IN)	(MM)	(IN)	(MM)	(IN)	(MM)
1-1/4	32	.56	14	5.44	138	1.34	34	.37	9	.59	15	-	-
1-3/8	35	.56	14	5.25	133	1.31	33	.44	11	.56	14	-	-
1-5/8	41	.63	16	6.85	174	1.59	40	.56	14	.78	20	2.36	60
2	51	.75	19	7.83	199	1.81	46	.63	16	.75	19	2.89	73
2-1/2	64	1.00	25	10.93	278	2.84	72	.88	22	1.25	32	3.67	93
3	76	1.31	33	12.75	324	3.56	90	1.13	29	1.37	36	4.50	114
4	102	1.625	41	15.25	389	4	101	1.26	32	1.875	47	5.58	141

800-245-8339 • georgiaunderground.net

7/8" (22mm) Break-Away Swivel for Directional Drilling

Avoid overstressing cable or conduit being pulled in during directional drilling operations. The Condux 7/8" (22mm) Break-Away Swivel for directional drilling is designed exclusively to provide **both** the swivel and the break link for product pull-back. Eliminate the use of two or more components and shorten the gap between the reamer and pulling eye. No need to use "weak link" pipe sections or wire when using the 7/8" (22mm) Condux Break-Away Swivel.

This swivel is available to accommodate various pulling needs. Break loads range from 150 lbs. (667 N) to 1,800 lbs. (8,006 N) and are designed to separate at ±5% of their rated break load. Order Replacement Pins as needed.

NOTE: D.Drill Swivels come with a 90 day limited warranty.

*WARNING: This swivel is to be used while Directional Drilling only—Severe personal injury could result if used with rope or steel winch lines in cable pulling applications.

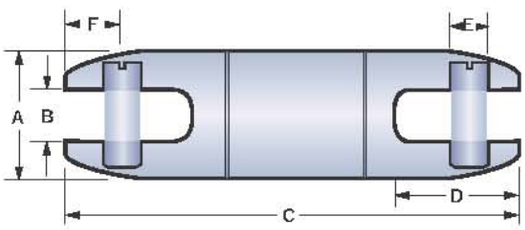

7/8" Break-Away Swivel Dimensions											
A		B		C		D		E		F	
(IN)	(MM)	(IN)	(MM)	(IN)	(MM)	(IN)	(MM)	(IN)	(MM)	(IN)	(MM)
7/8"	22	.38	9	4.83	122	1.03	26	.31	8	.53	13

Part Number	Break Load (LBS.)	Break Load (N)	Replacement Pin Part Number	Color
7/8" Swivel (22mm)				
08021015	150	667	08018105	Slate/Violet
08021020	200	890	08018305	Green/Orange
08021025	250	1,112	08018005	Blue/White
08021030	300	1,334	08017605	Brown/Red
08021035	350	1,557	08018405	Black/Green
08021040	400	1,779	08075305	Blue/Black
08021045	450	2,002	08015805	Blue/Yellow
08021050	500	2,224	08076505	Orange/Red
08021055	550	2,446	08018505	Blue/Green
08021060	600	2,669	08015005	Orange/Black
08021065	650	2,891	08018605	Slate/Green
08021070	700	3,114	08076005	Orange/White

Part Number	Break Load (LBS.)	Break Load (N)	Replacement Pin Part Number	Color
7/8" Swivel (22mm) continued				
08021075	750	3,336	08075505	Orange/Violet
08021080	800	3,559	08018705	Red/Yellow
08021085	850	3,781	08018805	Black/Yellow
08021090	900	4,003	08076605	Orange/Yellow
08021100	1,000	4,448	08015705	Green/White
08021110	1,100	4,893	08018905	White/Yellow
08021120	1,200	5,338	08015205	Brown/White
08021130	1,300	5,782	08019105	Brown/Yellow
08021140	1,400	6,227	08074605	Green/Red
08021150	1,500	6,672	08076905	Green/Yellow
08021160	1,600	7,117	08019205	Black/White
08021170	1,700	7,562	08019305	Red/White
08021180	1,800	8,006	08017705	Brown/Black

GEORGIA UNDERGROUND SUPERSTORE

PULLING GRIPS

Pulling Grips

Pulling Grips offer excellent means of pulling electrical cable, bare conductors, copper telephone cable or rope through conduit. Grips are made of high-quality galvanized steel strand to assure long life. Under normal conditions, the grips should be used with a safety factor of five, but this will vary depending on the situation. The tension, diameter, movement, number of objects gripped, gripping surface and the attachments used are some of the variables affecting the safety factor. In addition, the effects of abrasion, corrosion, prior use or misuse must be considered and the grip replaced when necessary. The safety factor is ultimately determined by the user.

Fiber Optic Pulling Grips are also available. They feature a special weave that provides positive holding power while allowing the grip to remain flexible, ensuring cable protection.

Additional sizes & support grips are available, please contact Condux Customer Service for assistance.

800-245-8339 • georgiaunderground.net

Select The Correct Grip

Each grip is designed to work on a specific range of cable diameters.

Step 1: Determine your cable outside diameter.

Step 2: Find the grip size that encompasses your cable diameter.

Step 3: Whenever possible, use a closed mesh that assembles over the cable end. If the cable end is not available, use a split mesh.

Step 4: Where available, select an eye style that suits your needs.

Step 5: Estimate the tension to be put on the grip, establish the working load you require and compare this to the listed approximate breaking strength of the grip to ensure that the grip will be strong enough.

! ORDER CAREFULLY
This item is made-to-order and is not returnable.

Calculating grip size for multiple cables of same diameter

	Number of Cables In Bundle in (mm)							Grip Diameter Range in (mm)
	2	3	4	5	6 & 7	8	9	
Individual Cable Diameter Range	.30–.38 (8–10)	.25–.31 (6–8)	.22–.27 (6–7)	.19–.24 (5–6)	.17–.22 (4–6)	.15–.19 (4–5)	.14–.18 (3–4)	.50–.61 (13–15)
	.38–.44 (10–11)	.31–.36 (8–9)	.27–.31 (7–8)	.24–.29 (6–7)	.22–.26 (6–7)	.19–.23 (5–6)	.18–.21 (4–5)	.62–.74 (16–19)
	.44–.59 (11–15)	.36–.49 (9–12)	.31–.42 (8–11)	.29–.38 (7–10)	.26–.34 (7–9)	.23–.31 (6–8)	.21–.28 (5–7)	.75–.99 (19–25)
	.59–.75 (15–19)	.49–.63 (12–16)	.42–.54 (11–14)	.38–.48 (10–12)	.34–.43 (9–11)	.31–.39 (8–10)	.28–.35 (7–9)	1.00–1.24 (25–31)
	.75–.90 (19–23)	.63–.76 (16–19)	.54–.65 (14–17)	.48–.58 (12–15)	.43–.52 (11–13)	.39–.46 (10–12)	.35–.42 (9–11)	1.25–1.49 (31–38)
	.90–1.07 (23–27)	.76–.89 (19–23)	.65–.77 (17–19)	.58–.67 (15–17)	.52–.60 (13–15)	.46–.54 (12–14)	.42–.49 (11–12)	1.50–1.74 (38–44)
	1.07–1.22 (27–31)	.89–1.02 (23–26)	.77–.88 (19–20)	.67–.77 (17–19)	.60–.69 (15–18)	.54–.62 (14–16)	.49–.56 (12–14)	1.75–1.99 (44–51)
	1.22–1.53 (31–39)	1.02–1.28 (26–33)	.88–1.10 (20–28)	.77–.96 (19–24)	.69–.86 (18–22)	.62–.77 (16–19)	.56–.71 (14–18)	2.00–2.49 (51–63)
	1.53–1.83 (39–46)	1.28–1.53 (33–39)	1.10–1.32 (28–34)	.96–1.16 (24–29)	.86–1.03 (22–26)	.77–.93 (19–24)	.71–.85 (18–22)	2.50–2.99 (63–76)
	1.83–2.14 (46–54)	1.53–1.79 (39–45)	1.32–1.54 (34–39)	1.16–1.35 (29–34)	1.03–1.20 (26–30)	.93–1.08 (24–27)	.85–.99 (22–25)	3.00–3.49 (76–89)
	2.14–2.44 (54–62)	1.79–2.05 (45–52)	1.54–1.76 (39–45)	1.35–1.54 (34–39)	1.20–1.37 (30–35)	1.08–1.24 (27–31)	.99–1.13 (25–29)	3.50–3.99 (89–101)
	2.44–2.75 (62–70)	2.05–2.30 (52–58)	1.76–1.98 (45–50)	1.54–1.74 (39–44)	1.37–1.55 (35–39)	1.24–1.39 (31–35)	1.13–1.27 (29–32)	4.00–4.49 (101–114)
	2.75–3.06 (70–78)	2.30–2.56 (58–65)	1.98–2.20 (50–56)	1.74–1.93 (44–49)	1.55–1.72 (39–44)	1.39–1.55 (35–39)	1.27–1.41 (32–36)	4.50–4.99 (114–127)

GEORGIA UNDERGROUND SUPERSTORE

FIBER OPTIC PULLING GRIPS

! ORDER CAREFULLY
This item is made-to-order and is not returnable

Fiber Optic Grip - Flexible Eye, Low Profile, Double/Single Weave Mesh



Double/Single weave mesh, galvanized steel for outside plant cable. Used for the installation of fiber optic communication lines either underground, overhead, through conduit or through enclosures. They will fit single cables or cable bundles, are easily installed on the cable and are reusable.

E=Eye length
M=Mesh length at nominal diameter.

Part Number	Description	Cable Diameter Range (in)	Cable Diameter Range (mm)	Approximate Breaking Strength (lbs)	Approximate Breaking Strength (N)	E (in)	E (mm)	M (in)	M (mm)
08643753	033-29-1193	.10–.22	3–6	900	4,003	7½	190	10	254
08643754	033-29-1194	.21–.35	5–9	1,400	6,227	7½	190	14	356
08643755	033-29-1195	.32–.48	8–12	2,000	8,896	8½	216	19	483
08643756	033-29-1196	.42–.61	11–15	2,500	11,120	8½	216	21	533
08643757	033-29-1197	.53–.74	13–19	3,000	13,344	8½	216	23	584
08643758	033-29-1198	.64–.87	16–22	4,200	18,682	8½	216	25	635
08643759	033-29-1199	.75–1.00	19–25	4,200	18,682	8½	216	28	711

Fiber Optic Grip - Flexible Eye



Double/Single weave mesh, galvanized steel for outside plant cable. Used for the installation of fiber optic communication lines either underground, overhead, through conduit or through enclosures. They will fit single cables or cable bundles, are easily installed on the cable and are reusable.

E=Eye length
M=Mesh length at nominal diameter.

Patented

Part Number	Description	Cable Diameter Range (in)	Cable Diameter Range (mm)	Approximate Breaking Strength (lbs)	Approximate Breaking Strength (N)	E (in)	E (mm)	M (in)	M (mm)	D (in)	D (mm)
08643505	033-29-1000	.10–.22	3–6	1,000	4,448	5½	140	9	229	.8	20
08643512	033-29-1001	.21–.35	5–9	1,500	6,672	5½	140	14	356	.8	20
08643514	033-29-1002	.32–.48	8–12	2,200	9,786	6	152	18	457	.9	23
08643518	033-29-1003	.42–.61	11–15	2,800	12,454	6	152	21	533	.9	23
08643524	033-29-1004	.53–.74	13–19	3,300	14,678	6½	165	24	610	1.3	33
08643529	033-29-1005	.64–.87	16–22	4,700	20,906	6½	165	27	686	1.3	33

Fiber Optic Grip - Swivel Eye



Double/Single weave mesh, galvanized steel for outside plant cable. Used for the installation of fiber optic communication lines either underground, overhead, through conduit or through enclosures. They will fit single cables or cable bundles, are easily installed on the cable and are reusable.

Part Number	Description	Cable Diameter Range (in)	Cable Diameter Range (mm)	Approximate Breaking Strength (lbs)	Approximate Breaking Strength (N)	E (in)	E (mm)	M (in)	M (mm)	D (in)	D (mm)	Hole Size (in)	Hole Size (mm)	Thickness of Eye (in)	Thickness of Eye (mm)
08643612	033-29-1008	.21–.35	5–9	1,500	6,672	4	83	14	356	.9	23	.236	6	.496	13
08643614	033-29-1009	.32–.48	8–12	2,200	9,786	4	95	18	457	.9	23	.239	6	.496	13
08643618	033-29-1010	.42–.61	11–15	2,800	12,454	4	108	21	533	.9	23	.245	6	.505	13
08643624	033-29-1011	.53–.74	13–19	3,300	14,678	4½	127	24	610	1.3	33	.241	6	.5	13
08643629	033-29-1012	.64–.87	16–22	4,700	20,906	4½	146	27	686	1.3	33	.234	6	.502	13

Fiber Optic Slack Grip - Split Mesh, Rod Closing, Single Weave

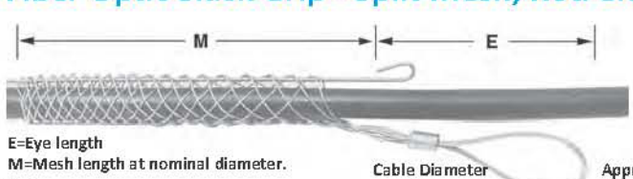

Single weave mesh, galvanized steel for outside plant cable. Used for the installation of fiber optic communication lines either underground, overhead, through conduit or through enclosures. They will fit single cables or cable bundles, are easily installed on the cable and are reusable.

E=Eye length
M=Mesh length at nominal diameter.

Part Number	Description	Cable Diameter Range (in)	Cable Diameter Range (mm)	Approximate Breaking Strength (lbs)	Approximate Breaking Strength (N)	E (in)	E (mm)	M (in)	M (mm)
08643713	033-29-1015	.25–.37	6–9	300	1,334	3	76	4.7	119
08643716	033-29-1016	.38–.49	10–12	800	3,558	3	76	5	127
08643722	033-29-1017	.50–.61	13–15	800	3,558	3	76	7½	191
08643728	033-29-1018	.62–.74	16–19	1,200	5,338	3	76	8	203

800-245-8339 • georgiaunderground.net

Junior Grip



E=Eye length
M=Mesh length at nominal diameter.

Junior Pulling Grips feature a strong galvanized steel, single weave mesh. A flexible eye easily attaches to a pulling line, snake or fish tape. Designed to pull building wire, Junior grips are safe tools to use in pulling wire at low tension through conduit during electrical construction.

Part Number	Description	Cable Diameter Range (in)	Cable Diameter Range (mm)	Approximate Breaking Strength (lbs)	Approximate Breaking Strength (N)	E (in)	E (mm)	M (in)	M (mm)
08643210	033-05-011	.19–.24	5–6	400	1,779	3¼	83	4¼	108
08643213*	033-05-001	.25–.36	6–9	450	2,002	3¼	83	4¼	108
08643216*	033-05-002	.37–.49	9–12	900	4,003	3¾	95	7	178
08643222*	033-05-003	.50–.61	13–15	1,300	5,782	4¼	108	8½	216
08643228*	033-05-004	.62–.74	16–19	1,950	8,674	5	127	10	254
08643231*	033-05-005	.75–.99	19–25	2,800	12,454	5¾	146	10	254
08643237*	033-05-006	1.00–1.24	25–31	3,900	17,347	6½	165	11½	292

Junior Grip Kit

Contains items indicated with (*) in Junior Grip chart above.

Part Number 08643200

Light Duty Grip - Short

E=Eye length
M=Mesh length at nominal diameter.

Light Duty Pulling Grips are made of galvanized steel in a single weave construction. They feature a flexible eye for easy attachment to a pulling line. Light duty grips are used in general underground electrical construction where pulling tensions are low. They are easy tools to use in wiring industrial plants and commercial buildings.

Part Number	Description	Cable Diameter Range (in)	Cable Diameter Range (mm)	Approximate Breaking Strength (lbs)	Approximate Breaking Strength (N)	E (in)	E (mm)	M (in)	M (mm)
08643022	033-03-001	.50–.61	13–15	2,800	12,454	5	127	11	279
08643028	033-03-002	.62–.74	16–19	2,800	12,454	5	127	11	279
08643031	033-03-003	.75–.99	19–25	4,000	17,792	6	152	12	305
08643037	033-03-004	1.00–1.24	25–31	5,300	23,574	7	178	13	330
08643043	033-03-005	1.25–1.49	32–38	5,300	23,574	7	178	14	356
08643049	033-03-006	1.50–1.74	38–44	6,800	30,246	8	203	15	381
08643052	033-03-007	1.75–1.99	44–51	8,500	37,808	8	203	17	432
08643055	033-03-008	2.00–2.49	51–63	8,500	37,808	9	229	18	457

Light Duty Grip - Standard



Light Duty Pulling Grips are made of galvanized steel in a single weave construction. They feature a flexible eye for easy attachment to a pulling line. Light duty grips are used in general underground electrical construction where pulling tensions are low. They are easy tools to use in wiring industrial plants and commercial buildings.

Part Number	Description	Cable Diameter Range (in)	Cable Diameter Range (mm)	Approximate Breaking Strength (lbs)	Approximate Breaking Strength (N)	E (in)	E (mm)	M (in)	M (mm)
08643122	033-03-010	.50–.61	13–15	2,800	12,454	5	127	16	406
08643128	033-03-011	.62–.74	16–19	2,800	12,454	5	127	16	406
08643131	033-03-012	.75–.99	19–25	4,000	17,792	6	152	20	508
08643137	033-03-013	1.00–1.24	25–31	6,800	23,574	7	178	20	508
08643143	033-03-015	1.25–1.49	32–38	6,800	23,574	7	178	21	533
08643149	033-03-016	1.50–1.99	38–51	6,800	23,574	8	203	23	584
08643155	033-03-017	2.00–2.49	51–63	8,500	37,808	9	229	25	635
08643158	033-03-018	2.50–2.99	64–76	10,600	47,149	9	229	27	686
08643161	033-03-019	3.00–3.49	76–89	14,700	65,386	10	254	30	762
08643164	033-03-029	3.50–3.99	89–101	14,700	65,386	10	254	32	813

GEORGIA UNDERGROUND SUPERSTORE

PULLING GRIPS

! ORDER CAREFULLY
This item is made-to-order and is not returnable

T-Type Grips - Short, Flexible Eye



E=Eye length
M=Mesh length at nominal diameter.

Flexible T-Type Pulling Grips are made of high strength galvanized steel strand. They feature double weave mesh for positive holding power in medium to heavy pulling jobs. The grip eye will easily attach to a swivel. They are used for the installation of underground power cables, communication lines and service lines into factories, construction projects and for general underground electrical construction. Available in two mesh lengths, short for medium pulls, and standard for general purpose pulling.

Part Number	Description	Cable Diameter Range (In)	(mm)	Approximate Breaking Strength (lbs)	(N)	E (In)	(mm)	M (In)	(mm)
08642222	033-04-1082	.50–.61	13–15	4,500	20,016	8	203	21	533
08642228	033-04-1083	.62–.74	16–19	5,600	24,909	8	203	24	610
08642231	033-04-1084	.75–.99	19–25	6,800	30,246	9	229	24	610
08642237	033-04-1085	1.00–1.49	25–38	9,600	42,701	9	229	24	610
08642249	033-04-1086	1.50–1.99	38–51	16,400	72,947	11	279	24	610
08642255	033-04-1087	2.00–2.49	51–63	18,500	82,288	12	305	24	610
08642258	033-04-1088	2.50–2.99	64–76	24,500	108,976	12	305	24	610
08642261	033-04-1089	3.00–3.49	76–89	24,500	108,976	14	356	24	610
08642264	033-04-1090	3.50–3.99	89–101	31,000	137,888	14	356	26	660

T-Type Grips - Standard, Flexible Eye

Part Number	Description	Cable Diameter Range (In)	(mm)	Approximate Breaking Strength (lbs)	(N)	E (In)	(mm)	M (In)	(mm)
08642331	033-04-1091	.75–.99	19–25	6,800	30,246	9	229	36	914
08642337	033-04-1092	1.00–1.49	25–38	9,600	42,701	9	229	36	914
08642349	033-04-1093	1.50–1.99	38–51	16,400	72,947	11	279	36	914
08642355	033-04-1094	2.00–2.49	51–63	18,500	82,288	12	305	36	914
08642358	033-04-1095	2.50–2.99	64–76	24,500	108,976	12	305	36	914
08642361	033-04-1096	3.00–3.49	76–89	24,500	108,976	14	356	36	914
08642364	033-04-1097	3.50–3.99	89–101	31,000	137,888	14	356	40	1,016

K-Type Grips* - Short, Forged Eye



E=Eye length
M=Mesh length at nominal diameter.

Rotating Eye, K-Type Pulling Grips are made of high strength galvanized steel strand. All grips feature double weave mesh for greater strength and added mesh contact on the cable, to handle longer or heavier pulling jobs. The forged eye mates easily with a swivel or shackle. They are specially designed for use in the installation of underground power cables, communication lines and service lines into factories, shopping centers, construction projects and general underground electrical construction.

Part Number	Description	Cable Diameter Range (in)	(mm)	Approximate Breaking Strength (lbs)	(N)	E (in)	(mm)	M (in)	(mm)	OD Rotate Eye (in)	(mm)	Thickness of Eye (in)	(mm)
08642022	033-01-001	.50–.61	13–15	5,600	24,909	5	127	11	279	7/8	22	.261	6
08642028	033-01-002	.62–.74	16–19	6,800	30,246	5	127	11	279	7/8	22	.268	6
08642031	033-01-013	.75–.99	19–25	6,800	30,246	6	152	20	508	1	25	.52	13
08642037	033-01-014	1.00–1.24	25–31	12,800	56,934	7	178	20	508	1 3/8	35	.518	13
08642043	033-01-016	1.25–1.49	32–38	12,800	56,934	7	178	21	533	1 3/8	35	.535	14
08642049	033-01-017	1.50–1.99	38–51	16,400	72,947	7	178	25	635	1 3/8	35	.525	13
08642055	033-01-018	2.00–2.49	51–63	27,200	120,986	8	203	26	660	1 5/8	41	.64	16
08642058	033-01-019	2.50–2.99	64–76	33,000	146,784	10	254	28	711	1 7/8	48	.683	17
08642061	033-01-020	3.00–3.49	76–89	41,000	182,368	10	254	30	762	1 7/8	48	.69	18
08642064	033-01-021	3.50–3.99	89–101	48,000	213,504	10	254	32	813	1 7/8	48	.69	18
08642067	033-01-1017	4.00–4.49	102–114	48,000	213,504	10	254	33	838	1 7/8	48	.687	17

K-Type Grips* - Standard, Forged Eye

Part Number	Description	Cable Diameter Range (in)	(mm)	Approximate Breaking Strength (lbs)	(N)	E (in)	(mm)	M (in)	(mm)	OD Rotate Eye (in)	(mm)	Thickness of Eye (in)	(mm)
08642122	033-01-011	.50–.61	13–15	5,600	24,909	5	127	16	406	7/8	22	.277	7
08642128	033-01-012	.62–.74	16–19	6,800	30,246	5	127	16	406	7/8	22	.331	8
08642131	033-01-024	.75–.99	19–25	9,600	42,701	6	152	32	813	1	25	.515	13
08642137	033-01-025	1.00–1.49	25–38	16,400	72,947	7	178	33	838	1 3/8	35	.52	13
08642149	033-01-026	1.50–1.99	38–51	16,400	72,947	7	178	34	864	1 3/8	35	.537	14
08642155	033-01-027	2.00–2.49	51–63	27,200	120,986	9	229	36	914	1 5/8	41	.65	17
08642158	033-01-028	2.50–2.99	64–76	33,000	146,784	10	254	38	965	1 7/8	48	.68	17
08642161	033-01-029	3.00–3.49	76–89	41,000	182,368	10	254	39	991	1 7/8	48	.685	17
08642164	033-01-030	3.50–3.99	89–101	48,000	213,504	10	254	41	1,041	1 7/8	48	.67	17
08642167	033-01-031	4.00–4.49	102–114	48,000	213,504	10	254	42	1,067	1 7/8	48	.692	18
08642170	033-01-039	4.50–4.99	114–127	48,000	213,504	10	254	58	1,473	1 7/8	48	.68	17
08642173	033-01-047	5.00–5.99	127–152	48,000	213,504	10	254	60	1,524	1 7/8	48	.682	17
08642176	033-01-045	6.00–6.99	152–178	48,000	213,504	10	254	66	1,676	1 7/8	48	.69	18

800-245-8339 • georgiaunderground.net

Multiple Strength Grip - Rotating Eye*

E=Eye length
M=Mesh length at nominal diameter.

Multiple Strength Pulling Grips are designed for pulling ACSR, aluminum or copper bare conductor, ground wires, messenger strands, wire rope and insulated cables. They are ideal for overhead transmission and distribution line stringing where moderate loading is anticipated. They are economical tools used for attaching conductors to pulling lines and double socking for conductor-to-conductor connections.

Part Number	Description	Color	Cable Diameter Range (in)	Cable Diameter Range (mm)	Approximate Breaking Strength (lbs)	Approximate Breaking Strength (N)	E (in)	E (mm)	M (in)	M (mm)	OD Rotate Eye (in)	OD Rotate Eye (mm)	Thickness of Eye (in)	Thickness of Eye (mm)
08641813	033-02-016	Dark Green	.25–.49	6–12	6,800	30,246	5	127	26	660	7/8	22	.315	8
08641822	033-02-018	Brown	.50–.74	13–19	10,000	44,480	5	127	32	813	1	25	.524	13
08641831	033-02-020	Light Blue	.75–.99	19–25	14,400	64,051	6	152	41	1,041	1	25	.513	13
08641837	033-02-022	Gold	1.00–1.24	25–31	24,600	109,421	8	203	52	1,321	1 3/8	35	.532	14
08641843	033-02-024	Black	1.25–1.49	32–38	30,600	136,109	8	203	56	1,422	1 5/8	41	.667	17
08641849	033-02-026	Red	1.50–1.74	38–44	30,600	136,109	9	229	60	1,524	1 7/8	48	.71	18
08641852	033-02-028	Dark Blue	1.75–2.24	44–57	48,000	213,504	10	254	70	1,778	1 7/8	48	.653	17
08641855	033-02-066	Yellow	2.00–2.49	51–63	48,000	213,504	10	254	50	1,270	1 7/8	48	.704	18
08641858	033-02-097	Orange	2.50–2.99	64–76	48,000	213,504	10	254	52	1,321	1 7/8	48	.685	17
08641861	033-02-1030	Aluminum	3.00–3.49	76–89	48,000	213,504	10	254	54	1,372	1 7/8	48	.694	18
08641864	033-02-1031	Light Green	3.50–3.99	89–101	48,000	213,504	10	254	56	1,422	1 7/8	48	.697	18

*Rotating Eye is not a swivel. It will not turn while under tension, but it can turn to relieve pulling torque when the tension is relaxed.

Multiple Strength Grip - Flexible Eye

E=Eye length
M=Mesh length at nominal diameter.

Multiple Strength Pulling Grips are designed for pulling ACSR, aluminum or copper bare conductor, ground wires, messenger strands, wire rope and insulated cables. They are ideal for overhead transmission and distribution line stringing where moderate loading is anticipated. They are economical tools used for attaching conductors to pulling lines and double socking for conductor-to-conductor connections.

Part Number	Description	Color	Cable Diameter Range (in)	Cable Diameter Range (mm)	Approximate Breaking Strength (lbs)	Approximate Breaking Strength (N)	E (in)	E (mm)	M (in)	M (mm)	Cable Dia. A (in)	Cable Dia. A (mm)
08641913	033-02-044	Dark Green	.25–.49	6–12	6,800	30,246	9	229	26	660	1/4	6
08641922	033-02-046	Brown	.50–.74	13–19	10,000	44,480	9	229	32	813	5/16	8
08641931	033-02-048	Light Blue	.75–.99	19–25	14,400	64,051	11	279	41	1,041	3/8	10
08641937	033-02-050	Gold	1.00–1.24	25–31	24,600	109,421	12	305	52	1,321	1/2	13
08641943	033-02-052	Black	1.25–1.49	32–38	30,600	136,109	12	305	56	1,422	1/2	13
08641949	033-02-054	Red	1.50–1.74	38–44	30,600	136,109	12	305	60	1,524	1/2	13
08641952	033-02-056	Dark Blue	1.75–2.24	44–57	48,000	213,504	18	457	70	1,778	5/8	16
08641955	033-02-1078	Yellow	2.00–2.49	51–63	48,000	213,504	18	457	50	1,270	5/8	16
08641958	033-02-1079	Orange	2.50–2.99	64–76	48,000	213,504	18	457	52	1,321	5/8	16
08641961	033-02-1080	Aluminum	3.00–3.49	76–89	48,000	213,504	18	457	54	1,372	5/8	16
08641964	033-02-1081	Light Green	3.50–3.99	89–101	48,000	213,504	18	457	56	1,422	5/8	16

GEORGIA UNDERGROUND SUPERSTORE

PULLING GRIPS

! ORDER CAREFULLY
This item is made-to-order and is not returnable

Dua-Pull® Grips**

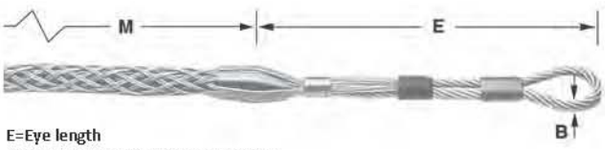

E=Eye length
M=Mesh length at nominal diameter.

Dua-Pull Pulling Grips are the highest strength pulling grips manufactured for overhead transmission line stringing applications. They are most commonly used for attaching pulling lines to conductors, conductors to running boards and double socking for conductor-to-conductor connections. They accommodate ACSR, ACAR, all aluminum and copper conductors, ground wires messenger strands and synthetic ropes not provided by any other grip.

Part Number	Description	Color	Conductor Dia. Range (in)	Conductor Dia. Range (mm)	Rope Dia. Range* (in)	Rope Dia. Range* (mm)	Approx. Breaking Strength (lbs)	Approx. Breaking Strength (N)	E (in)	E (mm)	M (in)	M (mm)	B (in)	B (mm)
08641710	033-27-1037	Black	.19–.37	5–9	.25–.65	6–17	6,500	28,912	10	254	24	610	.218	6
08641716	033-27-1038	Green	.38–.62	10–16	.50–.90	13–23	14,000	62,272	12	305	36	914	.375	10
08641728	033-27-1039	Red	.63–.87	16–22	.75–1.10	19–28	20,000	88,960	13	330	48	1,219	.437	11
08641734	033-27-1040	Blue	.88–1.12	22–28	1.00–1.50	25–38	30,600	136,109	15	381	60	1,524	.500	13
08641740	033-27-1041	Yellow	1.13–1.37	29–35	1.25–1.70	32–43	46,800	208,166	18	457	76	1,930	.625	16
08641746	033-27-1042	Aluminum	1.38–1.90	35–48	1.50–2.10	38–53	66,500	295,792	24	610	89	2,261	.750	19

*For rope, select smallest size grip which meets required work load.
** Dua-Pull is a registered trademark of Kellems.

Dua-Pull Feed Tube

The Feed Tube is used when assembling synthetic rope into the Dua-Pull Grip. It is required on the two largest sizes of Dua-Pull Grips. Feed Tubes are available for use on all sizes of Dua-Pull Grips.

Part Number	Description	For Use With Dua-Pull Grip	Rope Diameter (in)	Rope Diameter (mm)	Feed Tube Length (in)	Feed Tube Length (mm)
08641610	091-06-1043	08641710	.25–.65	6–17	28	711
08641616	091-06-1044	08641716	.50–.90	13–23	40	1,016
08641628	091-06-1045	08641728	.75–1.10	19–28	52	1,321
08641634	091-06-1046	08641734	1.00–1.50	25–38	67	1,702
08641640	091-06-1047	08641740	1.25–1.70	32–43	83	2,108
08641646	091-06-1048	08641746	1.50–2.10	38–53	96	2,438

Non-Conductive Grip

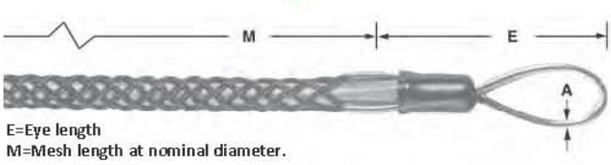

E=Eye length
M=Mesh length at nominal diameter.

Non-Conductive Pulling Grips are made of a high strength, non-conductive aramid fiber, and are available for pulling single cable or cable bundles. Their braided double weave design adds strength and positive holding power. They were developed for use by utilities for pulling overhead distribution lines in close proximity to energized lines and hardware.

Part Number	Description	Color	Cable Diameter Range (in)	Cable Diameter Range (mm)	Approximate Breaking Strength (lbs)	Approximate Breaking Strength (N)	E (in)	E (mm)	M (in)	M (mm)	Cable Dia. A (in)	Cable Dia. A (mm)
08642422	036-28-001	Green	.50–.62	13–16	4,000	17,792	5.5	140	24.0	610	.44	11
08642428	036-28-002	Yellow	.63–.74	16–19	5,000	22,240	5.5	140	26.0	660	.44	11
08642431	036-28-003	Red	.75–.99	19–25	6,000	26,688	6.0	152	31.0	787	.63	16
08642437	036-28-004	Blue	1.00–1.24	25–31	6,000	26,688	6.5	165	36.0	914	.63	16
08642443	036-28-005	White	1.25–1.49	32–38	6,000	26,688	6.7	170	41.5	1,054	.63	16

800-245-8339 • georgiaunderground.net

800-245-8339 • georgiaunderground.net

Slack Grip - Closed Mesh



E=Eye length
M=Mesh length at nominal diameter.

Slack Grip - Closed Mesh Pulling Grips are made of high strength galvanized steel in a double weave construction with a single eye. The closed mesh style grip is used when the cable end is accessible. All grips feature a single offset eye for easy attachment to a pulling line. They are used to pull in slack for final placement of underground cable after it has been pulled in. They are also used for removing cable.

Part Number	Description	Cable Diameter Range (in)	Cable Diameter Range (mm)	Approximate Breaking Strength (lbs)	Approximate Breaking Strength (N)	E (in)	E (mm)	M (in)	M (mm)
08642531	033-08-003	.75–.99	19–25	2,600	11,565	7	178	12	305
08642537	033-08-004	1.00–1.24	25–31	4,000	17,792	8	203	15	381
08642543	033-08-005	1.25–1.49	32–38	5,400	24,019	8	203	16	406
08642549	033-08-006	1.50–1.74	38–44	6,600	29,357	9	229	17	432
08642552	033-08-007	1.75–1.99	44–51	10,000	44,480	10	254	18	457
08642555	033-08-008	2.00–2.49	51–63	11,000	48,928	10	254	19	483
08642558	033-08-009	2.50–2.99	64–76	11,000	48,928	10	254	20	508
08642561	033-08-010	3.00–3.49	76–89	14,500	64,496	12	305	21	533
08642564	033-08-011	3.50–3.99	89–101	14,500	64,496	12	305	22	559

Slack Grip - Split Mesh, Lace Closing

E=Eye length
M=Mesh length at nominal diameter.

Slack Grip - Split Mesh, Lace Closing Pulling Grips are made of high strength galvanized steel in a double weave construction with a single eye. The split lace closing style grip is used when the cable end is not accessible. All grips feature a single offset eye for easy attachment to a pulling line. They are used to pull in slack for final placement of underground cable after it has been pulled in. They are also used for removing cable. Standard mesh lengths are generally used in restricted space for short pulls. Longer lengths are used for higher pulling loads where space is not restricted.

Part Number	Description	Cable Diameter Range (in)	Cable Diameter Range (mm)	Approximate Breaking Strength (lbs)	Approximate Breaking Strength (N)	E (in)	E (mm)	M (in)	M (mm)
08642731	033-09-003	.75–.99	19–25	2,500	11,120	7	178	12	305
08642737	033-09-004	1.00–1.24	25–31	3,500	15,568	8	203	15	381
08642743	033-09-005	1.25–1.49	32–38	4,000	17,792	8	203	16	406
08642749	033-09-006	1.50–1.74	38–44	4,000	17,792	9	229	17	432
08642752	033-09-007	1.75–1.99	44–51	4,000	17,792	10	254	18	457
08642755	033-09-008	2.00–2.49	51–63	4,000	17,792	10	254	19	483
08642758	033-09-009	2.50–2.99	64–76	4,000	17,792	10	254	20	508
08642849	033-09-015	1.50–1.99	38–51	4,000	17,792	9	229	25	635
08642855	033-09-016	2.00–2.49	51–63	4,000	17,792	10	254	26	660
08642858	033-09-017	2.50–2.99	64–76	4,000	17,792	10	254	29	737
08642861	033-09-018	3.00–3.49	76–89	4,000	17,792	12	305	32	813
08642864	033-09-019	3.50–3.99	89–101	4,000	17,792	12	305	35	889

Slack Grip - Split Mesh, Rod Closing

E=Eye length
M=Mesh length at nominal diameter.

Slack Grip - Split Mesh, Rod Closing Pulling Grips are made of high strength galvanized steel in a single weave construction with a single eye. The split rod closing style grip is used when the cable end is not accessible. All grips feature a single offset eye for easy attachment to a pulling line. They are used to pull in slack for final placement of underground cable after it has been pulled in. They are also used for removing cable.

Part Number	Description	Cable Diameter Range (in)	Cable Diameter Range (mm)	Approximate Breaking Strength (lbs)	Approximate Breaking Strength (N)	E (in)	E (mm)	M (in)	M (mm)
08642922	033-10-001	.50–.61	13–15	1,500	6,672	7	178	6	152
08642928	033-10-002	.62–.74	16–19	1,800	8,006	7	178	8	203
08642931	033-10-003	.75–.99	19–25	2,200	9,786	7	178	10	254
08642937	033-10-004	1.00–1.24	25–31	3,400	15,123	8	203	12	305
08642943	033-10-005	1.25–1.49	32–38	4,500	20,016	8	203	14	356
08642949	033-10-006	1.50–1.74	38–44	5,800	25,798	9	229	15	381
08642952	033-10-007	1.75–1.99	44–51	7,600	33,805	10	254	16	406
08642955	033-10-008	2.00–2.49	51–63	9,000	40,032	10	254	19	483
08642958	033-10-009	2.50–2.99	64–76	11,000	48,928	10	254	20	508
08642961	033-10-010	3.00–3.49	76–89	12,000	53,376	12	305	21	533
08642964	033-10-011	3.50–3.99	89–101	12,000	53,376	12	305	24	610

GEORGIA UNDERGROUND SUPERSTORE

PE & PVC PULLING EYES

PE & PVC Pulling Eyes

Condux PE & PVC Pulling Eyes provide optimum gripping power and a watertight design. These watertight pulling eyes feature a multiple o-ring configuration, an extremely rigid center rod to prevent bending and a steel tapered lead cone with the same OD as the conduit. These design features protect the outer leading edge of the conduit and form a watertight seal. Condux PE & PVC Pulling Eyes also feature split gripping segments with aggressive gripping threads coupled with a steel expander plug that better grips the full range of conduit I.Ds.

Installation of the PE & PVC Pulling Eyes simply requires the leading eye to be tightened. The pulling eyes come standard with attachment eyes at both ends for connecting rope or steel lines. Pull-out strengths generally exceed the tensile capacity of the conduit.

NOTE: PE & PVC Pulling Eyes come with a 90 day limited warranty.

PE & PVC Pulling Eyes Non-Sleeved Part Numbers

Part No.	Size in (mm)	Length in (mm)	Conduit ID in (mm)		Lead Cone OD in (mm)	Duct Type	Nom. Duct ID in (mm)
			Min.	Max.			
08220220	1.75 (44)	8.33 (211)	1.625 (41)	1.88 (48)	2.375 (60)	1.25 SDR 7/9/11/13.5	**1.66 (42)**
						1.25 SIDR 7	**1.77 (44)**
						1.25 SIDR 9	**1.77 (44)**
						1.25 SCH 40	**1.66 (42)**
						1.25 SCH 80	**1.66 (42)**
08220020	2 (51)	8.18 (206)	1.88 (48)	2.15 (55)	2.375 (60)	2.0 SDR 11.0	1.92 (49)
						2.0 SCH 80	1.94 (49)
						2.0 SDR 13.5	2.00 (51)
						2.0 SDR 15.5	2.05 (52)
						2.0 SCH 40	2.07 (53)
						2.0 SDR 17.0	2.08 (53)
08220030	3 (76)	11.89 (302)	2.69 (68)	3.13 (79)	4.00 (102)	3.0 SDR 11.0	2.83 (72)
						3.0 SCH 80	2.90 (74)
						3.0 SDR 13.5	2.95 (75)
						3.0 SDR 15.5	3.02 (77)
						3.0 SDR 17.0	3.06 (78)
						3.0 SCH 40	3.07(78)
08220611	4 (101)	14.11 (358)	3.50 (89)	4.20 (106)	4.81 (122)	4.0 SIDR 7.0	4.026 (102)
						4.0 SIDR 9.0	4.026 (102)
						4.0 SIDR 11.5	4.026 (102)
						4.0 SIDR 15.0	4.026 (102)
08220050	5 (127)	18.45 (469)	4.25 (108)	5.06 (129)	5.56 (141)	5.0 SDR 11.0	4.49 (114)
						5.0 SDR 13.5	4.69 (119)
						5.0 SDR 15.5	4.80 (122)
						5.0 SDR 80	4.81 (122)
						5.0 SDR 17.0	4.87 (124)
						5.0 SDR 21.0	5.00 (127)
						5.0 SCH 40	5.05 (128)
08220060	6 (152)	19.6 (498)	5.06 (129)	6 (152)	7.00 (178)	6.0 SDR 11.0	5.35 (136)
						6.0 SDR 13.5	5.58 (142)
						6.0 SDR 15.5	5.72 (145)
						6.0 SCH 80	5.76 (146)
						6.0 SDR 17.0	5.80 (147)
						6.0 SDR 21.0	5.96 (151)

Replacement O-Ring Part Numbers

Eye Part Number	Expansion O-Ring Part No.	Qty Per Eye
08220220	08010414	2
08220030	02269624	3
08220611	02269621	3
08220050	02269626	6
08220060	02269622	6

800-245-8339 • georgiaunderground.net

PE & PVC Pulling Eyes Sleeved Part Numbers

Part No.	Size in (mm)	Length in (mm)	Conduit I.D. in (mm)		Lead Cone I.D. in (mm)	Duct Type	Nom. Duct I.D. in (mm)
			Min.	Max.			
08220612	1.00 (25)	6.23 (158)	1.00 (25)	1.25 (32)	1.415 (36)	1.00 SDR 11.0	1.075 (27)
						1.00 SDR 13.5	1.121 (28)
08220600	1.25 (32)	6.23 (158)	1.25 (32)	1.50 (38)	1.76 (48)	1.25 SDR 11.0	1.33 (34)
						1.25 Sch 40	1.38 (35)
						1.25 SDR 13.5	1.39 (35)
						1.25 SDR 15.5	1.43 (36)
						1.25 SDR 17.0	1.44 (37)
						1.25 SDR 21.0	1.50 (38)
08220601	1.50 (38)	6.23 (158)	1.50 (38)	1.75 (44)	2.01 (51)	1.5 SDR 11.0	1.53 (39)
						1.5 SDR 13.5	1.60 (41)
						1.5 Sch 40	1.61 (41)
						1.5 SDR 15.5	1.63 (41)
						1.5 SDR 17.0	1.66 (42)
						1.5 SDR 21.0	1.72 (44)
08220602	2 (51)	8.18 (208)	1.88 (48)	2.15 (55)	2.45 (62)	2.0 SDR 11.0	1.92 (49)
						2.0 SDR 13.5	2.00 (51)
						2.0 SDR 15.5	2.05 (52)
						2.0 Sch 40	2.07 (53)
						2.0 SDR 17.0	2.08 (53)
						2.0 SDR 21.0	2.15 (55)
08220609	2.5 (64)	8.80 (224)	2.31 (59)	2.56 (65)	3.01 (76)	2.5 SDR 11.0	2.32 (59)
						2.5 SDR 13.5	2.42 (61)
						2.5 Sch 40	2.47 (63)
						2.5 SDR 15.5	2.49 (63)
						2.5 SDR 17.0	2.51 (64)
08220603	3 (76)	11.89 (302)	2.69 (68)	3.13 (79)	3.63 (92)	3.0 SDR 11.0	2.83 (72)
						3.0 SDR 13.5	2.95 (75)
						3.0 SDR 15.5	3.02 (77)
						3.0 SDR 17.0	3.06 (78)
						3.0 Sch 40	3.07 (78)
08220604	4 (102)	14.11 (358)	3.50 (89)	4.06 (103)	4.63 (118)	4.0 SDR 11.0	3.63 (92)
						4.0 SDR 13.5	3.79 (96)
						4.0 Sch 80	3.83 (97)
						4.0 SDR 15.5	3.89 (99)
						4.0 SDR 17.0	3.94 (100)
						4.0 Sch 40	4.03 (102)
						4.0 SDR 21.0	4.05 (103)
08220605	5 (127)	18.45 (469)	4.25 (108)	5.06 (129)	5.63 (143)	5.0 SDR 11.0	4.49 (114)
						5.0 SDR 13.5	4.69 (119)
						5.0 SDR 15.5	4.80 (122)
						5.0 SDR 17.0	4.87 (124)
						5.0 SDR 21.0	5.00 (127)
						5.0 Sch 40	5.05 (128)
08220606	6 (152)	19.60 (498)	5.06 (129)	6.00 (152)	6.76 (172)	6.0 SDR 11.0	5.35 (136)
						6.0 SDR 13.5	5.58 (142)
						6.0 SDR 15.5	5.72 (145)
						6.0 SDR 17.0	5.80 (147)
						6.0 SDR 21.0	5.96 (151)
08220608	8 (203)	21.53 (547)	6.63 (168)	7.69 (195)	8.84 (224)	8.0 SDR 11.0	6.96 (177)
						8.0 SDR 13.5	7.27 (185)
						8.0 SDR 15.5	7.45 (189)
						8.0 SDR 17.0	7.55 (192)
08220613	8 (203)	21.53 (547)	7.63 (194)	8.25 (209)	8.80 (223)	Bore-Gard	7.981 (203)
						Heavy wall schedule 40	7.981 (203)

Replacement O-Ring Part Numbers

Eye Part Number	Expansion O-Ring Part No.	Qty Per Eye	O-Rings in Sleeve Part No.	Qty Per Eye
08220612	02288918	2	02289886	2
08220600	02269636	2	02288994	2
08220601	08010414	2	02288920	2
08220602	02269625	2	02288921	2
08220609	02269633	3	02288993	2
08220603	02269624	3	02288922	2
08220604	02269621	3	02288888	2
08220605	02269626	6	02288927	2
08220606	02269622	6	02288890	2
08220608	02269631	6	02288923	2
08220613	02269631	6	02288923	2



GEORGIA UNDERGROUND SUPERSTORE

GEORGIA UNDERGROUND SUPERSTORE

INNERDUCT PULLING PRODUCTS

Swivel Head Innerduct Pulling Eye

The Innerduct Pulling Eye is a hybrid tool that combines features from standard innerduct pulling eyes and Condux swivels. A swivel head prevents twisting and binding of the innerduct as it is installed. It eliminates the need for a separate swivel on each pulling eye when installing single innerducts into individual conduits or multiple innerducts into a single conduit. Its short length is an advantage on tight bends compared to using a separate swivel and pulling eye. Easily installed using a 1⅜" deep socket or adjustable wrench.

NOTE: To determine correct pulling eye size, obtain the actual innerduct inside diameter (I.D.). The I.D. measurement must be greater than dimension A and smaller than dimension B.

Replacement Clevis Pins for Swivel Head Innerduct Pulling Eyes

Part Number	Replacement Part Number
08960712	08081036
08960715	08081036
08960720	08081036

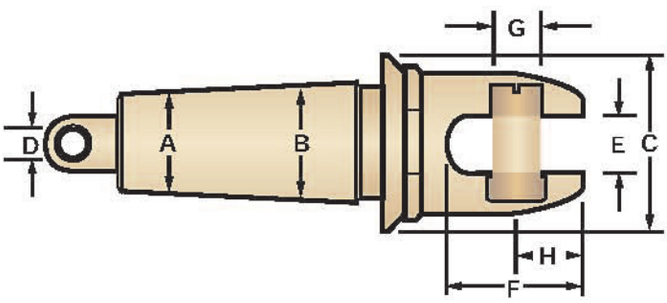

! See compatibility chart on page 61 to determine what Innerduct Pulling Eyes work with the different size Innerduct Ranges, Innerduct SDR Ratings, Swivels, Pulling Harnesses and Threaded Chain Connectors.

	Nominal Size		Innerduct ID Range		Max OD C		Hole Diameter D		Slot Width E		Slot Depth F		Pin Diameter G		Pin Center H	
Part Number	(IN.)	(MM)	A - B (IN.)	A - B (MM)	(IN.)	MM	(IN.)	MM	(IN.)	(MM)	(IN.)	(MM)	(IN.)	(MM)	(IN.)	(MM)
08960712	1 - 1.25	25-32	1.06 - 1.43	27 - 37	1.75	44	.44	11	.56	14	1.31	33	.44	11	.56	14
08960715	1.50	38	1.37 - 1.68	35 - 43	2.00	51	.44	11	.56	14	1.31	33	.44	11	.56	14
08960720	2.00	51	1.93 - 2.12	49 - 54	2.44	62	.44	11	.56	14	1.31	33	.44	11	.56	14

* Will fit all Condux pulling harnesses.

Note: 7,000 lb (31,138 N) Load Rating

800-245-8339 • georgiaunderground.net

800-245-8339 • georgiaunderground.net

Clevis Head Innerduct Pulling Eye

Same tapered threads as the standard innerduct pulling eye, these pulling eyes feature a slotted head with clevis pin to permit direct attachment to any Condux multiple pulling harness leg ends. When properly sized and installed, these eyes will not pull out of the innerduct until the pulling tensions have greatly exceeded the maximum pulling tensions recommended by the innerduct manufacturers.

NOTE: To determine correct pulling eye size, obtain the actual innerduct inside diameter (I.D.). The I.D. measurement must be greater than dimension A and smaller than dimension B.

Replacement Clevis Pins for Clevis Head Innerduct Pulling Eyes

Part Number	Replacement Part Number
08914310	08081046
08914320	08081036
08914330	08210135
08914340	08081016
08914350	08081016
08914360	08081006

! See compatibility chart on page 61 to determine what Innerduct Pulling Eyes work with the different size Innerduct Ranges, Innerduct SDR Ratings, Swivels, Pulling Harnesses and Threaded Chain Connectors.

	Nominal Size		Innerduct ID Range		Max OD C		Hole Diameter D		Slot Width E		Slot Depth F		Pin Diameter G		Pin Center H	
Part Number	(IN.)	(MM)	A - B (IN.)	A - B (MM)	(IN.)	MM	(IN.)	MM	(IN.)	(MM)	(IN.)	(MM)	(IN.)	(MM)	(IN.)	(MM)
08914310*	0.75	19	.71 - .87	18 - 22	1.25	32	.25	6	.56	14	1.34	34	.38	10	.59	15
08914320*	1.00	25	.93 - 1.06	24 - 27	1.38	35	.25	6	.56	14	1.34	34	.44	11	.56	14
08914330*	1.25	32	1.06 - 1.43	27 - 37	1.75	44	.38	10	.75	19	1.78	45	.63	16	.81	21
08914340*	1.50	38	1.37 - 1.68	35 - 43	2.00	51	.38	10	.75	19	1.78	45	.63	16	.72	18
08914350*	1.75	44	1.68 - 1.81	43 - 46	2.25	57	.38	10	.75	19	1.78	45	.63	16	.72	18
08914360**	2.00	51	1.93 - 2.12	49 - 54	2.50	62	.38	10	.75	19	2.50	62	.88	22	1.23	31

* Will fit all Condux pulling harnesses.
**Will fit the Condux 3/8" and 1/2" cable pulling harnesses.

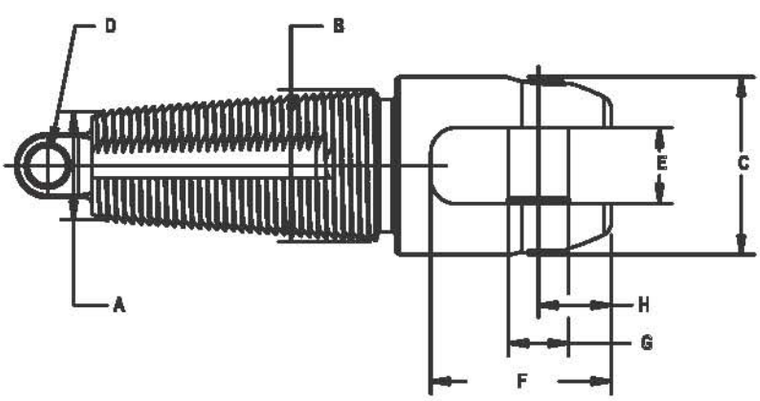

GEORGIA UNDERGROUND SUPERSTORE

INNERDUCT PULLING PRODUCTS

Fixed Head Innerduct Pulling Eye

Tapered buttress threads thread into the innerduct for maximum pulling strength. These eyes connect directly to a Condux swivel (see page 36). When properly sized and installed, these eyes will not pull out of the innerduct until the pulling tensions have greatly exceeded the maximum pulling tensions recommended by the innerduct manufacturers.

NOTE: To determine correct pulling eye size, obtain the actual innerduct inside diameter (I.D.). The I.D. measurement must be greater than dimension A and smaller than dimension B.

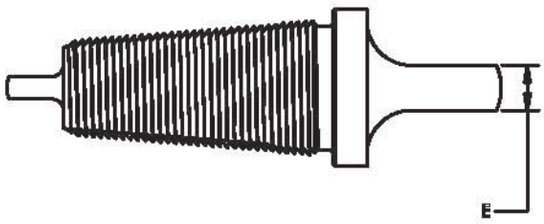

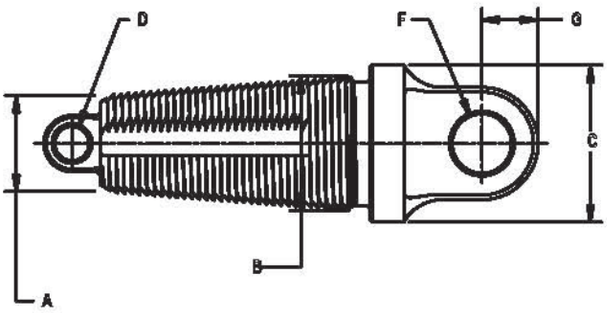

! See compatibility chart on page 61 to determine what Innerduct Pulling Eyes work with the different size Innerduct Ranges, Innerduct SDR Ratings, Swivels, Pulling Harnesses and Threaded Chain Connectors.

	Nominal Size		Innerduct ID Range		Max OD C		Hole Diameter D		Tang Thickness E		Tang Hole Diameter F		Tang Hole Location G	
Part Number	(IN.)	(MM)	A - B (IN.)	A - B (MM)	(IN.)	MM	(IN.)	MM	(IN.)	(MM)	(IN.)	(MM)	(IN.)	(MM)
08914110	0.75	19	.71 - .87	18 - 22	1.25	32	.25	6	.38	10	.50	13	.50	13
08914120	1.00	25	.93 - 1.06	24 - 27	1.38	35	.25	6	.38	10	.50	13	.50	13
08914130	1.25	32	1.06 - 1.43	27 - 37	1.75	44	.38	10	.50	13	.66	17	.63	16
08914140	1.50	38	1.37 - 1.68	35 - 43	2.00	51	.38	10	.50	13	.66	17	.63	16
08914150	1.75	44	1.68 - 1.81	43 - 46	2.25	57	.38	10	.50	13	.66	17	.75	19
08914160	2.00	51	1.93 - 2.12	49 - 54	2.50	62	.38	10	.50	13	.81	21	.75	19

Innerduct Pulling Eye Installation Tool

Fits on a ½" Drive Ratchet to facilitate insertion of the eye into the innerduct.

Part Number	Description
08913335	Installation Tool

800-245-8339 • georgiaunderground.net

Compatibility Chart

Use the chart to determine which Innerduct Pulling Eyes work with the different size Innerduct Ranges, Innerduct SDR Ratings, Swivels, Pulling Harnesses and Threaded Chain Connectors.

	Innerduct Eye Part No.	Innerduct I.D. Range	Innerduct Range					Compatibility		
			¾" Rating	1.00" Rating	1.25" Rating	1.50" Rating	2.00" Rating	Swivel Part No.	Pulling Harness Legs	Threaded Chain Connectors
Swivel Head	08960712	1.06"-1.43" (27mm-36mm)	-	SDR 13.5 SDR 17 SDR 21	SDR 7 SDR 9 SDR 11 SDR 13.5	SDR 7	-	-	All	-
Swivel Head	08960715	1.37"-1.68" (35mm-42mm)	-	-	SDR 13.5 SDR 15.5 SDR 17 SDR 21	SDR 9 SDR 11 SDR 13.5 SDR 15.5	-	-	All	-
Swivel Head	08960720	1.93"-2.12" (49mm-54mm)	-	-	-	-	SDR 11 SDR 13.5 SDR 15.5 SDR 17	-	All	-
Clevis Head	08914310	.71"-.87" (18mm-23mm)	SDR 11 SDR 13.5	-	-	-	-		All	-
Clevis Head	08914320	.93"-1.06" (24mm-27mm)	-	SDR 7 SDR 9	-	-	-	-	All	-
Clevis Head	08914330	1.06"-1.43" (27mm-36mm)	-	SDR 13.5 SDR 17 SDR 21	SDR 7 SDR 9 SDR 11 SDR 13.5	SDR 7	-	-	All	-
Clevis Head	08914340	1.37"-1.68" (35mm-43mm)	-	-	SDR 13.5 SDR 15.5 SDR 17 SDR 21	SDR 9 SDR 11 SDR 13.5 SDR 15.5	-	-	All	-
Clevis Head	08914350	1.68"-1.81" (43mm-46mm)	-	-	-	SDR 21	SDR 7	-	All	-
Clevis Head	08914360	1.93"-2.12" (49mm-54mm)	-	-	-	-	SDR 11 SDR 13.5 SDR 15.5 SDR 17	-	All	-
Fixed Head	08914110	.71"-.87" (18mm-22mm)	SDR 11 SDR 13.5	-	-	-	-		-	¼" - ⅜" (6mm-10mm)
Fixed Head	08914120	.93"-1.06" (24mm-27mm)	-	SDR 7 SDR 9	-	-	-	08080912 08080913	-	¼" - ⅜" (6mm-10mm)
Fixed Head	08914130	1.06"-1.43" (27mm-36mm)	-	SDR 11 SDR 13.5 SDR 17 SDR 21	SDR 7 SDR 9 SDR 11 SDR 13.5	SDR 7	-	08080912 08080913 08210014	-	¼" - ⅜" (6mm-10mm)
Fixed Head	08914140	1.37"-1.68" (35mm-42mm)	-	-	SDR 13.5 SDR 15.5 SDR 17 SDR 21	SDR 9 SDR 11 SDR 13.5 SDR 15.5	-	08080912 08080913 08210014	-	¼" - ⅜" (6mm-10mm)
Fixed Head	08914150	1.68"-1.81" (43mm-46mm)	-	-	-	SDR 21	SDR 7	08080913 08210014	-	5/16" & ⅜" (8mm-10mm)
Fixed Head	08914160	1.93"-2.12" (49mm-54mm)	-	-	-	-	SDR 11 SDR 13.5 SDR 15.5 SDR 17	08080912 08210014	-	¼" - ⅜" (6mm-10mm)

CTS Gas Pipe Pulleyes

Tapered buttress threads thread into the gas pipe for maximum pulling strength. These eyes connect directly to a Condux Breakaway Swivel (compatible with Condux ⅝" Breakaway Swivel only). When properly sized and installed, these eyes will not pull out of the gas pipe until the pulling tensions have greatly exceeded the maximum pulling tensions recommended by the gas pipe manufacturers.

Part Number	Description	Dimension
08914005	½ Inch CTS Gas Pipe Pulleye	.315"-.551" (8mm-14mm)
08914007	¾ Inch CTS Gas Pipe Pulleye	.551"-.813" (14mm-21mm)
08914010	1 Inch CTS Gas Pipe Pulleye	.813"-1.05" (21mm-27mm)



GEORGIA UNDERGROUND SUPERSTORE

GEORGIA UNDERGROUND SUPERSTORE

PULLING EYE SYSTEMS

Reusable Power Cable Pulling Eyes

Condux non-crimp Reusable Cable Pulling Eyes waste virtually no cable and all components are completely reusable. These eyes will remain firmly secured on the cable for a confident pull. No special tools or crimpers are required for installation.

Three designs of Reusable Power Pulling Eyes are available: Clevis Head, Standard Head, and Swivel Head.

For ease of ordering and cost savings, kits are available for Clevis, Swivel and Standard Head Reusable Eyes. See page 64 for information.



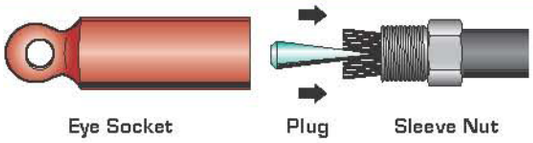

Reusable Power Pulling Eyes, Clevis Head

The Clevis Head Power Pulling Eyes feature a slotted head with clevis pin to allow direct attachment to the Condux multiple pulling harness. When pulling multiple cables into a single conduit, the conductors can be attached to a harness and installation is simplified to a single pull of one assembly. Each Clevis Head Power Pulling Eye includes a clevis socket, sleeve nut, and plug.

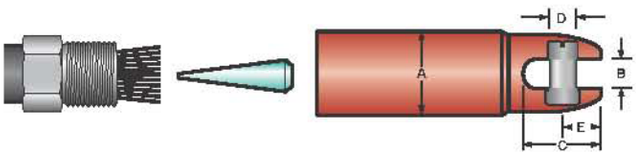

	Cable Size	Color	Maximum Conductor Diameter		Max Eye OD A		Slot Width B		Slot Depth C		Pin Diameter D		Pin Center E		Replacement Plug Part Number	Load Rating	
Part Number			(IN.)	(MM)	(IN.)	(MM)	(IN.)	(MM)	(IN.)	(MM)	(IN.)	(MM)	(IN.)	(MM)		LBS	KG
08918150+	2500 kcmil	Green	1.824	46	3.00	76	1.00	25	2.80	71	.88	22	1.23	31	08918123	25000	11340
08918050+	2000 kcmil	Red	1.601	41	2.50	64	1.00	25	2.80	71	.88	22	1.23	31	08918023	25000	11340
08917750+	1750 kcmil	Yellow	1.526	39	2.50	64	1.00	25	2.80	71	.88	22	1.23	31	08917723	25000	11340
08917950*	1500 kcmil	Black	1.412	36	2.38	60	.75	19	1.78	45	.63	16	.72	18	08917923	15000	6804
08917850*	1250 kcmil	Blue	1.289	33	2.25	57	.75	19	1.78	45	.63	16	.72	18	08917823	15000	6804
08917150*	1000 kcmil	Orange	1.152	29	2.06	52	.75	19	1.78	45	.63	16	.72	18	08917123	15000	6804
08917250*	750 kcmil	Brown	.998	25	1.75	44	.63	16	1.59	40	.56	14	.78	20	08917223	10000	4536
08917350*	700 kcmil	Gray	.964	24	1.75	44	.63	16	1.59	40	.56	14	.78	20	08917323	10000	4536
08918250*	600 kcmil	Green	.937	24	1.75	44	.63	16	1.59	40	.56	14	.78	20	08917323	10000	4536
08917450*	500 kcmil	Yellow	.813	21	1.44	37	.59	15	1.41	36	.44	11	.59	15	08917423	7000	3175
08918350**	400 kcmil	Black	.713	18	1.44	37	.56	14	1.40	36	.44	11	.59	15	08917523	5000	2268
08917550*	350 kcmil	White	.681	17	1.25	32	.56	14	1.34	34	.38	10	.59	15	08917523	2500	1134
08960350**	250 kcmil	Blue	.575	15	1.13	29	.38	10	1.06	27	.31	8	.53	13	08960323	2500	1134
08960450**	4/0 AWG	Green	.528	13	1.00	25	.38	10	1.06	27	.31	8	.53	13	08960423	2500	1134
08960950**	3/0 AWG	Orange	.475	12	1.00	25	.38	10	1.06	27	.31	8	.53	13	08960923	2500	1134
08960850**	2/0 AWG	Black	.419	11	1.00	25	.38	10	1.06	27	.31	8	.53	13	08960823	2500	1134
08960550**	1/0 AWG	Red	.373	9	0.88	22	.38	10	1.06	27	.31	8	.53	13	08960523	2500	1134

+ - Will fit 3/8" (9.5 mm) and 1/2" (13 mm) cable pulling harnesses.
* - Will fit all Condux pulling harnesses.
** - Will fit the 1/8" (3 mm) and 1/4" (6 mm) cable pulling harnesses.

! Will not work on flat aluminum stranded conductor.

800-245-8339 • georgiaunderground.net

800-245-8339 • georgiaunderground.net

Reusable Power Pulling Eyes, Standard Head

The Standard Head Power Pulling Eyes are an excellent alternative when pulling multiple cables into a single conduit. Single conductors can be attached to a Condux Multiple Pulling Harness with links or with Condux swivels. Installation is then simplified to a single pull of one assembly. Each Standard Power Pulling Eye includes an eye socket, sleeve nut, and plug.



	Cable Size	Color	Maximum Conductor Diameter		Max Eye OD		Hole Diameter D		Eye Thickness (T)		Replacement Plug Part Number	Working Load	
Part Number			(IN.)	(MM)	(IN.)	(MM)	(IN.)	(MM)	(IN.)	(MM)		LBS	KN
08918455	6000 kcmil	Orange	2.785	71	4.500	114	1.31	33	1.50	38	08918423	59,000	262.4
08918440	5000 kcmil	White	2.500	64	4.500	114	1.31	33	1.50	38	08918423	59,000	262.4
08918450	4000 kcmil	Yellow	2.220	56	4.000	102	1.25	32	1.50	38	08918423	42,500	189.0
08918445	3500 kcmil	Black	2.160	55	4.000	102	1.25	32	1.50	38	08918423	42,500	189.0
08918430	3000 kcmil	Gray	2.030	52	4.000	102	0.88	22	.94	24	08918423	26,000	115.6
08918585	2750 kcmil	White	1.964	50	4.000	102	1.00	25	.50	13	08918423	26,000	115.6
08918580	2500 kcmil	Green	1.923	49	4.000	102	1.00	25	.50	13	08918123	26,000	115.6
08918575	2000 kcmil	Red	1.700	43	2.625	67	1.00	25	.50	13	08918023	25,000	111.2
08918570	1750 kcmil	Yellow	1.625	41	2.625	67	1.00	25	.50	13	08917723	25,000	111.2
08918565	1500 kcmil	Black	1.469	37	2.625	67	1.00	25	.50	13	08917923	25,000	111.2
08918560	1250 kcmil	Blue	1.328	34	2.625	67	1.00	25	.50	13	08917823	25,000	111.2
08918555	1000 kcmil	Orange	1.203	31	2.000	51	1.00	25	.50	13	08917123	13,500	60.0
08918550	750 kcmil	Brown	1.031	26	2.000	51	.60	15	.43	11	08917223	13,500	60.0
08918545	700 kcmil	Gray	1.00	25	2.000	51	.60	15	.43	11	08917323	13,500	60.0
08918540	600 kcmil	Green	.906	23	2.000	51	.63	16	.43	11	08918223	13,500	60.0
08918535	500 kcmil	Yellow	.843	21	1.880	48	.81	21	.50	13	08917423	8,500	37.8
08918530	400 kcmil	Black	.750	18	1.880	48	.81	21	.50	13	08918323	8,500	37.8
08918525	350 kcmil	White	.781	20	1.880	48	.75	19	.50	13	08917523	8,500	37.8
08918520	250 kcmil	Blue	.640	16	1.250	32	.63	16	.50	13	08960323	6,500	28.9
08918515	4/0 AWG	Green	.531	13	1.250	32	.50	13	.34	9	08960423	6,500	28.9
08918510	3/0 AWG	Orange	.475	12	1.250	32	.50	13	.34	9	08960923	6,500	28.9
08918505	2/0 AWG	Black	.431	11	1.250	32	.50	13	.34	9	08960823	6,500	28.9
08918500	1/0 AWG	Red	.390	10	1.250	32	.50	13	.34	9	08960523	6,500	28.9

3:1 Safety Factor

! Will not work on flat aluminum stranded conductor.

GEORGIA UNDERGROUND SUPERSTORE

PULLING EYE SYSTEMS

Reusable Power Pulling Eyes, Swivel Head

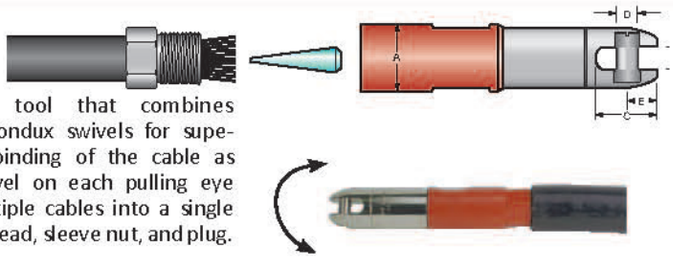

The Swivel Head Power Pulling Eye is a hybrid tool that combines features from standard reusable power pulling eyes and Condux swivels for superior performance. A swivel head prevents twisting and binding of the cable as it is installed. It eliminates the need for a separate swivel on each pulling eye when installing single cables into individual conduits or multiple cables into a single conduit. Each Swivel Head Power Pulling Eye includes a swivel head, sleeve nut, and plug.

	Cable Size	Color	Maximum Conductor Diameter		Max Eye OD A		Slot Width B		Slot Depth C		Pin Diameter D		Pin Center E		Replacement Plug Part Number	Load Rating	
Part Number			(IN.)	(MM)	(IN.)	(MM)	(IN.)	(MM)	(IN.)	(MM)	(IN.)	(MM)	(IN.)	(MM)		LBS	KG
08918175+	2500 kcmil	Green	1.824	46	3.00	76	1.00	25	2.80	71	.88	22	1.23	31	08918123	25000	11340
08918075+	2000 kcmil	Red	1.601	41	2.50	64	1.00	25	2.80	71	.88	22	1.23	31	08918023	25000	11340
08917775+	1750 kcmil	Yellow	1.526	39	2.50	64	1.00	25	2.80	71	.88	22	1.23	31	08917723	25000	11340
08917975*	1500 kcmil	Black	1.412	36	2.38	60	.75	19	1.78	45	.63	16	.72	18	08917923	15000	6804
08917875*	1250 kcmil	Blue	1.289	33	2.25	57	.75	19	1.78	45	.63	16	.72	18	08917823	15000	6804
08917175*	1000 kcmil	Orange	1.152	29	2.06	52	.75	19	1.78	45	.63	16	.72	18	08917123	15000	6804
08917275*	750 kcmil	Brown	.998	25	1.75	44	.63	16	1.59	40	.56	14	.78	20	08917223	10000	4536
08917375*	700 kcmil	Gray	.964	24	1.75	44	.63	16	1.59	40	.56	14	.78	20	08917323	10000	4536
08918275*	600 kcmil	Green	.9367	24	1.75	44	.63	16	1.59	40	.56	14	.78	19	08918223	10000	4536
08917475*	500 kcmil	Yellow	.813	21	1.44	37	.56	14	1.31	33	.44	11	.56	14	08917423	10000	4536
08918375**	400 kcmil	Black	.7125	18	1.44	37	.56	11	1.40	36	.44	11	.59	15	08918323	7000	3175
08917575*	350 kcmil	White	.681	17	1.25	32	.56	14	1.34	34	.38	10	.59	15	08917523	5000	2268
08960375**	250 kcmil	Blue	.575	15	1.13	29	.38	10	1.06	27	.31	8	.53	13	08960323	2500	1134
08960475**	4/0 AWG	Green	.528	13	1.00	25	.38	10	1.06	27	.31	8	.53	13	08960423	2500	1134
08960975**	3/0 AWG	Orange	.475	12	1.00	25	.38	10	1.06	27	.31	8	.53	13	08960923	2500	1134
08960875**	2/0 AWG	Black	.419	11	1.00	25	.38	10	1.06	27	.31	8	.53	13	08960823	2500	1134
08960575**	1/0 AWG	Red	.373	10	.88	22	.38	10	1.06	27	.31	8	.53	13	08960523	2500	1134

+ - Will fit ³/₈" (9.5 mm) and ½" (13 mm) cable pulling harnesses.
* - Will fit all Condux pulling harnesses.
** - Will fit the ⅛" (3 mm) and ¼" (6 mm) cable pulling harnesses.

! Will not work on flat aluminum stranded conductor.

Reusable Power Pulling Eye Kits

For cost savings and ease of ordering, Condux has prepared kits for the Clevis, Standard, and Swivel Head Reusable Power Pulling Eyes.

Clevis Head Kits

Part Number	Description
08917010	Kit for 350 to 1000 kcmil power pulling eyes with clevis ends. Includes 3 each of the eyes for 350 to 1000 kcmil cable. **NOTE:** Does not include 400 or 600kcmil.
08917060	Kit for 1/0 AWG to 250 kcmil power pulling eyes with clevis ends. Includes three each of the eyes for 1/0 AWG to 250 kcmil cable.

Standard Head Kits

Part Number	Description
08918595	Kit for 350 to 1000 kcmil power pulling eyes with eye ends. Includes three each of the eyes for 350 to 1000 kcmil cable. **NOTE:** Does not include 400 or 600kcmil.
08918590	Kit for 1/0 AWG to 250 kcmil power pulling eyes with eye ends. Includes three each of the eyes for 1/0 AWG to 250 kcmil cable.

Swivel Head Kits

Part Number	Description
08917030	Kit for 350 to 1000 kcmil power pulling eyes with swivel ends. Includes three each of the eyes for 350 to 1000 kcmil cable. **NOTE:** Does not include 400 or 600kcmil.
08917080	Kit for 1/0 AWG to 250 kcmil power pulling eyes with swivel ends. Includes three each of the eyes for 1/0 AWG to 250 kcmil cable.

Replacement Case

Part Number	Description
08917086	Replacement case is available for the Reusable Power Pulling Eyes. This case includes a foam insert for the storage of the power pulling eyes.

800-245-8339 • georgiaunderground.net

Crimp-On Cable Pulling Eyes and Accessories

! Request Product Literature from Customer Service.

Condux Crimp-On Cable Pulling Eyes for telephone and power cable are the ultimate solution in cable pulling eyes. These pulling eyes form a connection as strong as the cable itself. The entire cable, jacket and conductor is used which reduces the risk of cable deformation during pulling. When properly installed, Crimp-On Pulling Eyes are virtually impossible to pull off and also seal the cable against both water and air intrusion. Typically factory installed, the pulling eyes can also be field installed with a special crimping tool, available from Condux.

The Condux Crimp-On Cable Pulling Eyes Catalog lists complete information on different styles of pulling eyes available and serves as an ordering guide. It is available through Condux Customer Service or from your local manufacturer's representative. Call Condux at the numbers listed on the bottom of this page to order the Condux Crimp-On Cable Pulling Eyes Catalog.

Crimp-on Pulling Eye Crimper Kit and Accessories



Polywater® Lubricant J

Polywater® Lubricant J is a high performance, clean, slow-drying, water-based gel. Lubricant J provides maximum tension reduction in all types of cable pulling. It is especially recommended for long pulls, multiple-bend pulls and pulls in hot environments. Lubricant J dries to form a thin lubricating film that retains its slipperiness for months after use. It is harmless to humans, environmentally safe, compatible with all cable jacket materials and easily applied.

Part Number	Description	Std. Pkg. Qty.
08230300	1 Quart (.9 liter) Squeeze Bottle	12/case
08230310	½ Gallon (1.9 liter) Poly Bag (in Pail)	10/pail
08230301	1 Gallon (3.8 liter) Jug	4/case
08230305	5 Gallon (19 liter) Pourable Pail	1
08230355	55 Gallon (208 liter) Drum	1

Polywater® Lubricant WJ

Lubricant WJ is a non-freezing form of the standard Lubricant J for power applications.

Part Number	Description	Std. Pkg. Qty.
08230400	1 Quart (.9 liter) Squeeze Bottle	12/case
08230410	½ Gallon (1.9 liter) Poly Bag (in Pail)	10/pail
08230401	1 Gallon (3.8 liter) Jug	4/case
08230405	5 Gallon (19 liter) Pourable Pail	1
08230455	55 Gallon (208 liter) Drum	1

Polywater® Lubricant PJ

Polywater® Lubricant PJ is a pourable version of the Polywater® Lubricant J. It offers the same proven features as Polywater® Lubricant J in key areas such as lubricity, cable compatibility and easy clean-up, yet is easier to apply where pouring is practical.

Part Number	Description	Std. Pkg. Qty.
08230501	1 Gallon (3.8 liter) Jug	4/case
08230504	2½ Gallon (9.5 liter) Jug	2/case
08230505	5 Gallon (19 liter) Pourable Pail	1
08230555	55 Gallon (208 liter) Drum	1

GEORGIA UNDERGROUND SUPERSTORE

CABLEGLIDER® LW CABLE PULLER

CableGlider® LW

The Condux CableGlider LW offers portability and ease of set-up, one-person operation, in a completely self-contained unit to adapt to a variety of pulling situations. It comes equipped with a one speed motor and gearbox that provides up to 3,000 lbs (13,345 N) of pulling force.

Design features include a pivoting arm, split conduit adapters and a foot switch for operator convenience and safety, it is recommended that the CableGlider LW be used with 3/8" - 1/2" (9.5mm - 12.7mm) diameter rope.

CableGlider LW includes the following items:

- Puller
- Foot switch
- Fork
- Canvas carrying bag

Part Number	Description
08678200	CableGlider LW (Includes: Puller, Foot Switch, Fork & Canvas Bag)

! Adapters sold separately. See page 68.

Specifications		
PULLING FORCE	lbs	Kn
Maximum	3,000	13
PULLING SPEED	ft/min	m/min
No Load	30	9
Power Requirements		
	115 VAC @ 9 AMPS Min.	
PEAK POWER	.95 HP (.708 KW)	
GENERATOR	3500 Watt Recommended	

1" – 5" Conduit Adapters

Adapters Split for Easy Removal

Retaining Fork

800-245-8339 • georgiaunderground.net

CONDUX

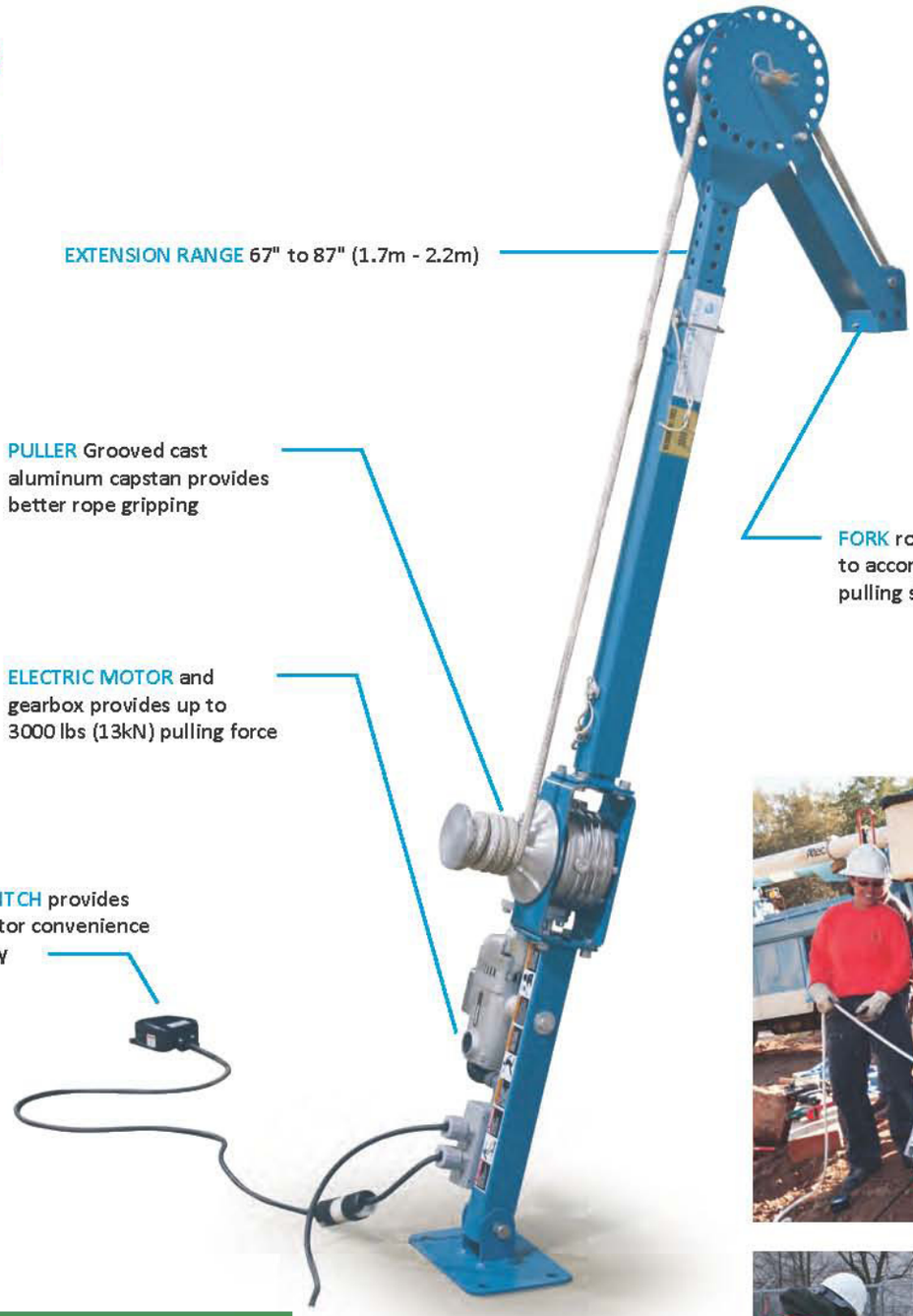

Can be used for Vertical or Horizontal Pulls

GEORGIA UNDERGROUND SUPERSTORE

GEORGIA UNDERGROUND SUPERSTORE

CABLEGLIDER ® LW ACCESSORIES

CableGlider LW® Tripod

Pull an additional 5' (1.5m) of slack with the Condux LW CableGlider Tripod.

NOTE: LW CableGlider sold separately.

Part No.	Description
08678350	3,000 lb (13,345 N) CG Tripod
08678370	3,000 lb (13,345 N) CG Tripod Retro Kit

Conduit Adapters

Replacement adapters are available, which allow pulling into conduit up to 4" (102 mm). The external adapters are designed to fit the OD of the conduit, while the internal adapters, when used with the external adapters, fit the ID of the conduit. All adapters come split for easy removal.

External Adapters

Part Number	Description
08678240	External Adapter, 1.00" (25 mm) Conduit
08678245	External Adapter, 1.25" (32 mm) Conduit
08678250	External Adapter, 1.50" (38 mm) Conduit
08678255	External Adapter, 2.00" (51 mm) Conduit
08678260	External Adapter, 2.50" (64 mm) Conduit
08678265	External Adapter, 3.00" (76 mm) Conduit
08678270	External Adapter, 3.50" (89 mm) Conduit
08678275	External Adapter, 4.00" (102 mm) Conduit
08678300	External Adapter, 5.00" (127 mm) Conduit
08678330	External Adapter, 6.00" (152 mm) Conduit

Internal Adapters (Requires External Adapters)

Part Number	Description
08678276	Internal Adapter, 1.00" (25 mm) Conduit
08678277	Internal Adapter, 1.25" (32 mm) Conduit
08678278	Internal Adapter, 1.50" (38 mm) Conduit
08678279	Internal Adapter, 2.00" (51 mm) Conduit
08678280	Internal Adapter, 2.50" (64 mm) Conduit
08678281	Internal Adapter, 3.00" (76 mm) Conduit
08678282	Internal Adapter, 3.50" (89 mm) Conduit
08678283	Internal Adapter, 4.00" (102 mm) Conduit
08678303	Internal Adapter, 2.00" (51 mm) Conduit Sch 80
08678304	Internal Adapter, 3.00" (76 mm) Conduit Sch 80
08678305	Internal Adapter, 4.00" (102 mm) Conduit Sch 80
08678306	Internal Adapter, 5.00" (127 mm) Conduit Sch 80
08678324	Internal Adapter, 5.00" (127 mm) Conduit Sch 40
08678329	Internal Adapter, 6.00" (152 mm) Conduit Sch 80

For cost savings and ease of ordering, Condux has prepared kits for the CableGlider LW Adapters.

Adapter Kits

Part Number	Description
08678307	External Adapter Kit, 1.00-4.00" (25-127 mm) Conduit
08678320	Internal Adapter Kit, 1.00-4.00" (25-127 mm) Conduit

800-245-8339 • georgiaunderground.net

800-245-8339 • georgiaunderground.net

Extension Frame

The Extension Frame is ideal for pulling in handholes and pull boxes when added reach is necessary.

Part Number	Description
08678295	Extension Frame LW Puller

LW CableGlider Amp-Type Tensiometer

Monitors pull tension based on the number of amps the motor is drawing. Useful when superior accuracy is not required (Accuracy is ±20%) Amp usage is then translated into a tension reading shown on the display.

Part Number	Description
08674110	110 Volt Amp-Type Tensiometer (LW model)

Hitch Mount Adapter LW CableGlider®

Hitch Mount Adapters are a fast, easy way to mount the LW CableGlider. The Hitch Mount Adapter attaches directly into a typical 2" (51 mm) square Reese-type receiver.

Part Number	Description
08678217	LW Hitch Mount Adapter

Floor/Conduit/Pole Mount Frame LW CableGlider®

Makes it possible to attach the CableGlider power pack to the floor, steel conduit, I-beams or a wood pole. Typically used where there is limited access for overhead pulling or pulling from pole risers. Floor mounting requires ⅝" or M16 fasteners, grade 5 or better.

NOTE: 24" (610 mm) diameter maximum pole.

WARNING: CableGlider Cable Pullers are not to be used as a hoist or for lifting, supporting or transporting people or loads.

Part Number	Description
08674000	Floor/Conduit/Pole Mount Frame LW CableGlider (Complete Kit)
08674001	Brackets, LW CableGlider
08674005	Floor/Conduit/Pole Mount Frame

GEORGIA UNDERGROUND SUPERSTORE

GEORGIA UNDERGROUND SUPERSTORE

CABLEGLIDER® CABLE PULLERS

CableGlider® STD Cable Puller

The Condux CableGlider STD Cable Puller offers portability and ease of set-up in a completely self-contained unit to adapt to a variety of pulling situations. It comes equipped with a two-speed removable power pack, providing up to 6,500 pounds (28,912 N) of pulling force at low speed. Speed changes are no problem with just a turn of a dial.

Design features include a self-tailing capstan for added stability, a pivoting arm and a foot switch for operator convenience and safety. Accepts all diameter rope (self tailing capstan accepts ⅝" (16 mm) to ⅞" (22 mm) rope only).

CableGlider STD includes the following items:

- Puller
- Foot switch
- Retaining Fork
- Conduit Adapters - 2" (51 mm), 3" (76 mm), 3½" (89 mm), 4" (102 mm)
- Tool box for the accessories

Typical CableGlider STD Applications

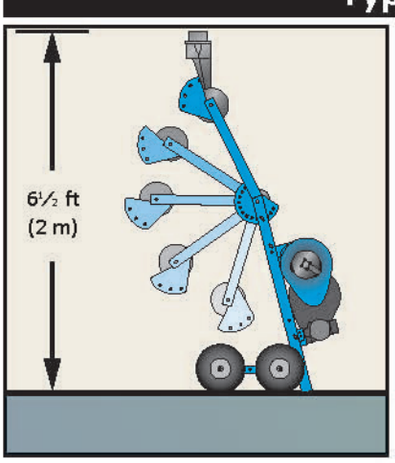

PIVOTING ARM

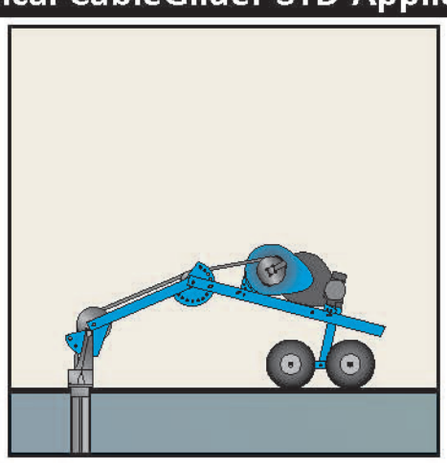

VERTICAL (UP) PULL FROM FLOOR

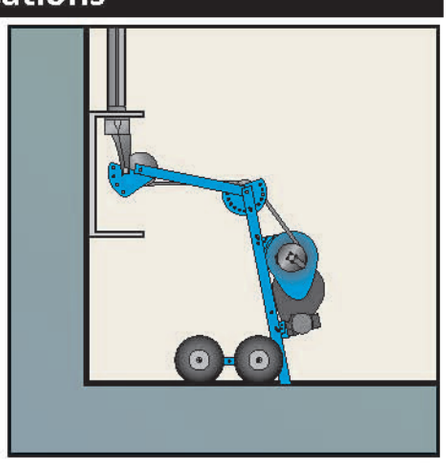

VERTICAL (DOWN) PULL FROM BOX

800-245-8339 • georgiaunderground.net

800-245-8339 • georgiaunderground.net

CABLEGLIDER® CABLE PULLERS

CableGlider STD

Part Number	Description
08610650	110 Volt Standard Cable Puller*
08678025	220 Volt Standard Cable Puller*
08610650S	110 Volt Standard Cable Puller Split*
08678025S	220 Volt Standard Cable Puller Split*

*International orders must specify plug type from the list below.

02279300	Plug, Elec 220/240V 16 Amp Type F
02279301	Plug, Elec 220/240V 10 Amp Type J
02279310	Plug, Elec 220/240V 13 Amp Type G
02279315	Plug, Elec 220/240V 10 Amp Australia
02279320	Plug, Elec 220/240V 15 Amp Type I
02279335	Plug, Elec 220/240V 15 Amp Type M
02279340	Plug, Elec 220/240V 16 Amp Type H

WARNING: CableGlider Cable Pullers are not to be used as a hoist or for lifting, supporting or transporting people or loads.

CableGlider STD Package 1

SPECIFICATIONS				
	Low Speed		High Speed	
PULLING FORCE	**lbs**	**kN**	**lbs**	**kN**
Maximum	6,500	28.9	3,500	15.6
Continuous	4,000	17.8	2,000	8.9
PULLING SPEED	**ft/min**	**m/min**	**ft/min**	**m/min**
No Load	17.5	5.3	39.2	12.0
At 2,000 lbs (8.9 kN)	13.5	4.1	18.8	5.7
At 4,000 lbs (17.8 kN)	9.5	2.9	—	—
At 6,000 lbs (26.7 kN)	7.0	2.1	—	—
Power Requirements				
08610650	115 VAC @ 10 Amps Minimum			
PEAK POWER	1.9 HP (1.42 kW)			
GENERATOR	4000 Watt Recommended*			

***NOTE: Use of less than the recommended wattage generator may effect the pulling specifications listed above.**

Complete Pulling Packages For CableGlider STD

Condux pulling packages offer cost savings and ordering convenience.

Part No.	Description
08674388	**CableGlider STD (Package 1)**
08674388S	**CableGlider STD (Package 1) Split**

- 110 Volt Puller with accessories
- Standard Extension Frame (pg. 78)
- 600 ft. (183 m) of ⅝" (16 mm) double-braided rope (pg. 33)
- Floor/Conduit/Pole Mount Frame (pg. 77)
- 5" (127 mm) & 6" (152 mm) adapters w/retaining fork (pg. 79)
- Running Line Tensiometer with Chart Recorder (pg. 80)

08610686	**CableGlider STD (Package 2)**
08610686S	**CableGlider STD (Package 2) Split**

- All items in package 1 with:
- Amp-type Tensiometer (pg. 79) (replaces RLT)

Transformer Volt Converter 4000 Watt

Used only with the STD and Plus CableGliders.

Part Number	Description
08674850	Transformer Volt Converter 4000

Features:

- 4000 Watt
- Heavy-Duty Continuous use Transformer
- One grounded outlet in front of unit (accepts 3 or 2 prong US and Euro Plugs)
- Converts 220/240 Volts down to 110/120 Volts
- Built-In Fuse Protection
- Hard-Wire with European Shucko Plug also good for Asian Outlets

Typical CableGlider STD Applications

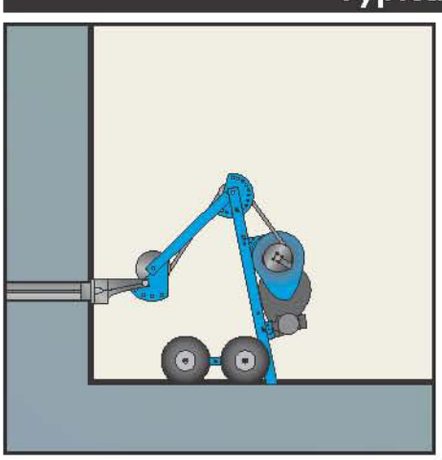

HORIZONTAL PULL

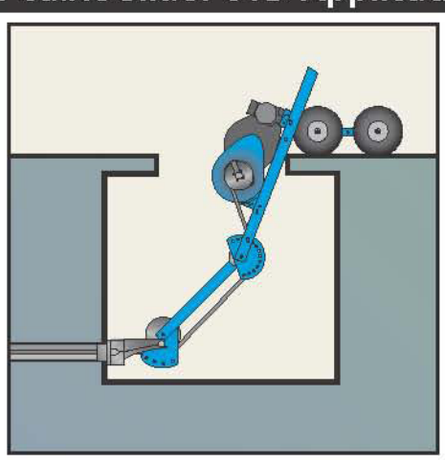

HORIZONTAL VAULT PULL

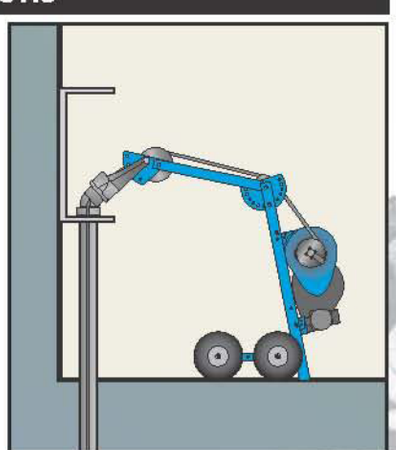

VERTICAL PULL WITH 45° ELBOW

GEORGIA UNDERGROUND SUPERSTORE

CABLEGLIDER® CABLE PULLERS

CableGlider® Plus Cable Puller

This model comes equipped with the same removable two-speed, 6,500 lbs (28,912 N) power pack and accessories as our STD model, but features a heavy-duty frame with an extra pivoting arm for added performance and versatility. In addition, the front frame height can easily be adjusted with pins. Like all CableGlider models, the Plus is portable, sets up quickly and comes completely self-contained, ready to work.

As with the STD model, the CableGlider Plus features a self-tailing capstan for added stability, a pivoting arm and a foot switch for operator convenience and safety. Accepts all diameters of rope. The capstan accepts ⅝" (16 mm) to ⅞" (22 mm) rope only.

CableGlider Plus includes the following items:

- Puller
- Foot switch
- Retaining Fork
- Conduit Adapters - 2" (51 mm), 3" (76 mm), 3½" (89 mm), 4" (102 mm)
- Tool box for the accessories



CableGlider Plus

Typical CableGlider Plus Applications



TRANSPORT POSITION

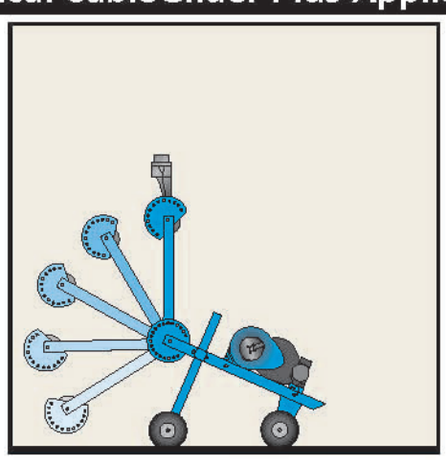

FIRST PIVOTING ARM

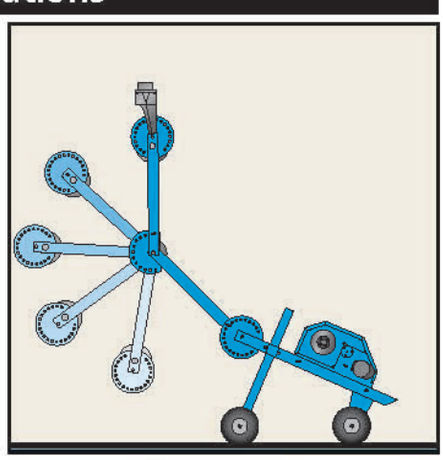

SECOND PIVOTING ARM

800-245-8339 • georgiaunderground.net

800-245-8339 • georgiaunderground.net

CABLEGLIDER® CABLE PULLERS

CableGlider Plus

Part Number	Description
08674300	110 Volt Plus Cable Puller
08674300S	110 Volt Plus Cable Puller Split

WARNING: CableGlider Cable Pullers are not to be used as a hoist or for lifting, supporting or transporting people or loads.

Complete Pulling Packages For CableGlider Plus

Condux pulling packages offer cost savings and ordering convenience.

Part No.	Description
08674391	**CableGlider Plus (Package 1)**
08674391S	**CableGlider Plus (Package 1) Split**

- 110 Volt Puller with accessories
- HD Extension Frame (pg. 78)
- 600 ft. (183 m) of 5/8" (16 mm) double-braided rope (pg. 33)
- Floor/Conduit/Pole Mount Frame (pg. 77)
- 5" (127 mm) & 6" (152 mm) adapters w/retaining fork (pg. 79)
- Running Line Tensiometer w/data recorder (pg. 81)

08674386	**CableGlider Plus (Package 2)**
08674386S	**CableGlider Plus (Package 2) Split**

- All items in package 1 with:
- Amp-type Tensiometer (pg. 79) (replaces RLT)

CableGlider Plus Package 1

SPECIFICATIONS				
	Low Speed		High Speed	
PULLING FORCE	lbs	kN	lbs	kN
Maximum	6,500	28.9	3,500	15.6
Continuous	4,000	17.8	2,000	8.9
PULLING SPEED	ft/min	m/min	ft/min	m/min
No Load	17.5	5.3	39.2	12.0
At 2,000 lbs (8.9 kN)	13.5	4.1	18.8	5.7
At 4,000 lbs (17.8 kN)	9.5	2.9	—	—
At 6,000 lbs (26.7 kN)	7.0	2.1	—	—
Power Requirements				
08674300	115 VAC @ 10 Amps Minimum			
PEAK POWER	1.9 HP (1.42 kW)			
GENERATOR	4000 Watt Recommended*			

*NOTE: Use of less than the recommended wattage generator may effect the pulling specifications listed above.

Typical CableGlider Plus Applications

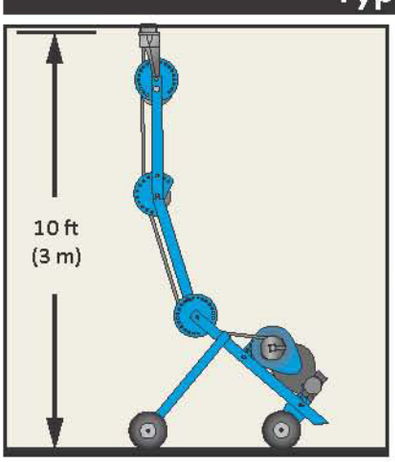

VERTICAL OVERHEAD PULL

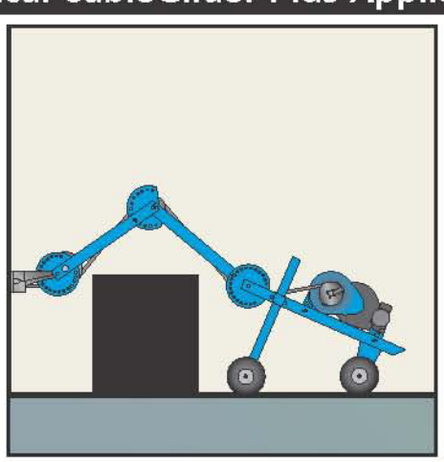

HORIZONTAL PULL OVER OBSTRUCTION

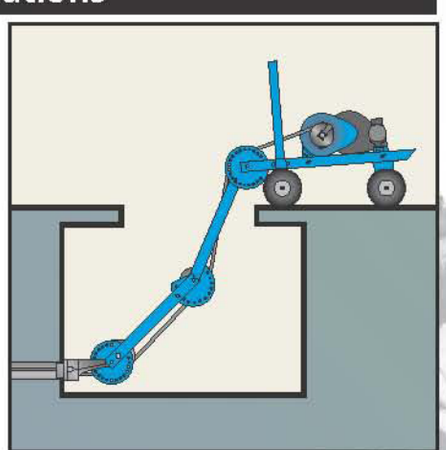

HORIZONTAL VAULT PULL

GEORGIA UNDERGROUND SUPERSTORE

GEORGIA UNDERGROUND SUPERSTORE

CABLEGLIDER® CABLE PULLERS

CableGlider® HD Cable Puller

The Condux CableGlider HD is specially designed to provide maximum pulling power for longer runs in a completely self-contained unit. It offers fast set-up, portability and is easily adaptable for a variety of pulling situations.

The removable power pack delivers up to 12,000 lbs (53,375 N) of pulling force at low speed—over 80% more than our STD puller. The two-speed motor pulls up to 30 ft/min (9 m/min) at high speed and up to 15 ft/min (4.5 m/min) at low speed.

The CableGlider HD comes with a heavy-duty frame and extra pivoting arm. The front frame height can easily be adjusted with pins.

CableGlider HD includes the following items:

- Puller
- Foot switch
- Retaining Fork
- Conduit Adapters - 2" (51 mm), 3" (76 mm), 3½" (89 mm), 4" (102 mm)
- Tool box for the accessories

Typical CableGlider HD Applications



TRANSPORT POSITION

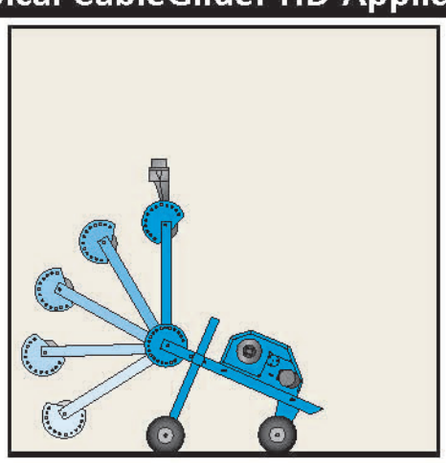

FIRST PIVOTING ARM

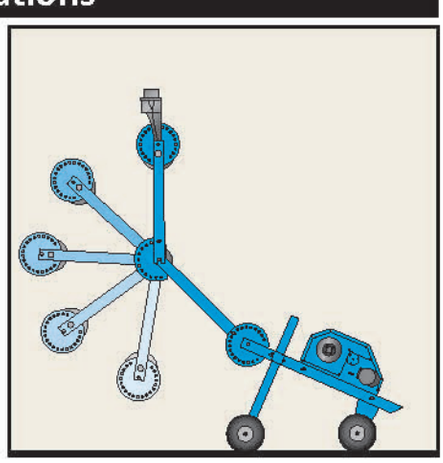

SECOND PIVOTING ARM

800-245-8339 • georgiaunderground.net

800-245-8339 • georgiaunderground.net

CABLEGLIDER® CABLE PULLERS

CableGlider HD

Part Number	Description
08674500	110 Volt HD Cable Puller with 20 amp twist plug
08674500S	110 Volt HD Cable Puller with 20 amp twist plug Split

WARNING: CableGlider Cable Pullers are not to be used as a hoist or for lifting, supporting or transporting people or loads.

Complete Pulling Packages For CableGlider HD

Condux pulling packages offer cost savings and ordering convenience.

Part No.	Description
08674689	**CableGlider HD (Package 1)**
08674689S	**CableGlider HD (Package 1) Split** • 110 Volt Puller with accessories • HD Extension Frame (pg. 78) • 600 ft. (183 m) of 7/8" (22 mm) double-braided rope (pg. 33) • Floor/Conduit/Pole Mount Frame (pg. 77) • 5" (127 mm) & 6" (152 mm) adapters w/retaining fork (pg. 79) • Running Line Tensiometer w/data recorder (pg. 81)
08674688	**CableGlider HD (Package 2)**
08674688S	**CableGlider HD (Package 2) Split** • All items in package 1 with: • Amp-type Tensiometer (pg. 79) (replaces RLT)

CableGlider HD Package 1

SPECIFICATIONS				
	Low Speed		High Speed	
PULLING FORCE	**lbs**	**kN**	**lbs**	**kN**
Maximum	12,000	53.4	6,000	26.7
Continuous	6,500	28.9	4,000	17.8
PULLING SPEED	**ft/min**	**m/min**	**ft/min**	**m/min**
No Load	20.1	6.1	40.9	12.5
At 4,000 lbs (17.8 kN)	14.5	4.4	26.5	8.1
At 6,000 lbs (26.7 kN)	11.2	3.4	—	—
At 10,000 lbs (44.5 kN)	9.4	2.9	—	—
Power Requirements				
08674500	115 VAC @ 20 Amps Min.			
PEAK POWER	4.7 HP (3.50 kW)			
GENERATOR	8000 Watt Recommended*			

*NOTE: Use of less than the recommended wattage generator may effect the pulling specifications listed above.

Typical CableGlider HD Applications

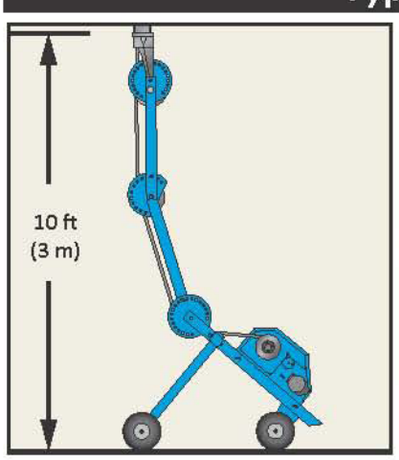

VERTICAL OVERHEAD PULL

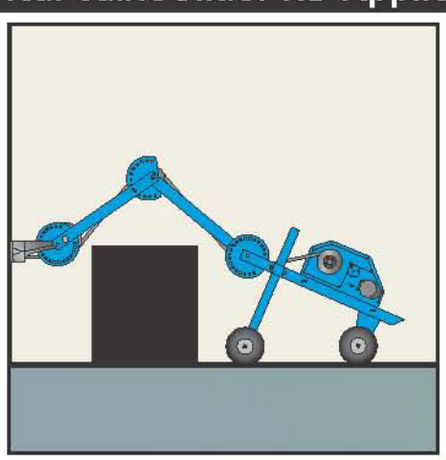

HORIZONTAL PULL OVER OBSTRUCTION

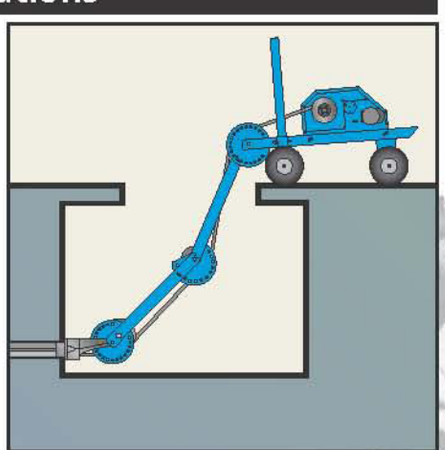

HORIZONTAL VAULT PULL

GEORGIA UNDERGROUND SUPERSTORE

GEORGIA UNDERGROUND SUPERSTORE

CABLEGLIDER® POWER PACKS & ACCESSORIES

STD & Plus Power Pack

HD Power Pack

Power Packs

As an added measure of versatility and convenience, the Condux CableGlider® Power Packs can be purchased separately without the standard base frames provided with the CableGlider Cable Pullers. The power packs provide the same pulling capacities as the CableGlider Cable Pullers (see pages 70 to 75) and can be used on the Floor Mount Frame or the Floor/Conduit/Pole Mount Frames listed on page 77.

WARNING: CableGlider Cable Pullers are not to be used as a hoist or for lifting, supporting or transporting people or loads.

Part Number	Description
08610860	110 Volt STD Cable Puller Power Pack and Foot Control
08610880	110 Volt Plus Cable Puller Power Pack and Foot Control
08674680	110 Volt HD Cable Puller Power Pack and Foot Control
08610900	220/240 Volt STD Cable Puller Power Pack (EU Plug) and Foot Control
08610900-AU	220/240 Volt STD Cable Puller Power Pack (AU Plug) and Foot Control



Adjustable Manhole Adapter

Designed to work with CableGlider Cable Pullers, the Condux Adjustable Manhole Adapter allows greater stability and versatility for manhole pulls. The rugged aluminum frame provides an adjustable platform to fit 18" (450 mm) to 46" (1,168 mm) manholes.

Use the frame to position a cable puller above a manhole. Installation is easy, the fit is secure, and the strength is a maximum 12,000 lbs. (53,376 N).

Part Number	Description
08674750	Adjustable Manhole Adapter (comes standard with 4" plate)
08674752	6" Plate - Required when using 6" retaining fork (page 79)

800-245-8339 • georgiaunderground.net

800-245-8339 • georgiaunderground.net

Floor Mount Frame

Fastens to the floor of a vault, manhole, or utility room. The power pack pins easily to the frame. Requires ⅝" or M16 fasteners, grade 5 or better.

WARNING: CableGlider Cable Pullers are not to be used as a hoist or for lifting, supporting or transporting people or loads.

Part Number	Description
08610620	Floor Mount Frame (STD model)
08674595	Floor Mount Frame (Plus & HD models)

Floor/Conduit/Pole Mount Frame

Makes it possible to attach the power pack to the floor, steel conduit, I-beams or a wood pole. Typically is used where there is limited access for overhead pulling or pulling from pole risers. Floor mounting requires ⅝" or M16 fasteners, grade 5 or better.

NOTE: 24" (610 mm) diameter maximum pole.

WARNING: CableGlider Cable Pullers are not to be used as a hoist or for lifting, supporting or transporting people or loads.

Part Number	Description
08674005	Floor/Conduit/Pole Mount Frame (STD model)
08674010	Floor/Conduit/Pole Mount Frame (Plus & HD models)

GEORGIA UNDERGROUND SUPERSTORE

CABLEGLIDER® ACCESSORIES

Extension Frame

Productivity reaches a new level with the Condux CableGlider® Cable Puller Extension Frame. Using only a few modular components, difficult pulling situations can have easy solutions.

Ideal for cable pulling in deep manholes where added reach is necessary. Also, high overhead ducts can be reached without compromising the stability of the cable puller.

Pull slack with the Extension Frame when extra reach is not needed. It actually adds length to the conduit run, allowing the cable puller to be positioned further back and more cable (slack) to be pulled through.

Extension Frames are available in kits that configure to Condux CableGlider Standard, Plus, and Heavy Duty Cable Pullers. Each kit contains:

- Cable Puller Adapter
- Center Joint
- Duct End Joint

Steel duct (2" Sch 40 GRC) not included.



Extension Frame Kit for CableGlider STD Model



Extension Frame Kit for CableGlider Plus & HD Models

Extension Frame Kits

Part Number	Description
08674940	Kit for CableGlider STD model
08674960	Kit for CableGlider Plus and HD models

Replacement Parts/Individual Components

Part Number	Description
08674928	Puller Adapter for CableGlider STD model
08674927	Puller Adapter for CableGlider Plus and HD models
08674916	Center Joint for CableGlider STD, Plus and HD models
08674901	Duct End Joint for CableGlider STD, Plus and HD models

Center Joint

Duct End Joint

Cable Puller Adapter

800-245-8339 • georgiaunderground.net

Conduit Adapters

Additional adapters are available which allow pulling into conduit up to 6" (152 mm) in size. The 5" (127 mm) and 6" (152 mm) adapters require the use of an optional retaining fork.

Adapters for 2" (51 mm), 3" (76 mm), 3½" (89 mm), 4" (102 mm) conduit are included in a tool box that comes standard with all cable pullers. Order additional adapters separately below, or order a complete toolbox.

Straight Adapters

Part Number	Duct Size (in)	Duct Size (mm)	Part Number	Duct Size (in)	Duct Size (mm)
08610642	1¼	32	08610645*	3½	89
08610623	1½	38	08610646*	4	102
08610643*	2	51	08610648	5	127
08610647	2½	64	08610649	6	152
08610644*	3	76			

Split Adapters

Part Number	Duct Size (in)	Duct Size (mm)	Part Number	Duct Size (in)	Duct Size (mm)
08611001	1¼	32	08611006+	3½	89
08611002	1½	38	08611007+	4	102
08611003+	2	51	08611008	5	127
08611004	2½	64	08611009	6	152
08611005+	3	76			

Split Adapter

Split Adapter Retaining Fork

Retaining Fork

Accessories

Part #	Description
02276000*	Tool box only for accessories
08674021*	Retaining fork for 2"–4" (51–102 mm) conduit adapters
08611012+	Split adapter retaining fork for 2"–4" (51–102 mm) conduit adapters
08674022	Retaining fork for 5"–6" (127–152 mm) conduit adapters
08611013	Split adapter retaining fork for 5"–6" (127–152 mm) conduit adapters
08674017	Complete tool box. Includes all six (*) items above
08611020	Complete tool box for split adapters. Includes all five (+) items above

Elbow Adapter

Use in junction or meter boxes. Allows the conduit adapter to fully seat when there isn't room for the retaining fork and puller frame.

Part Number	Description
08674014	4" (102 mm) 45° Elbow adapter
08611011	4" (102 mm) 45° Split Elbow adapter

Elbow Adapter

Split Elbow Adapter

Extension Cords

Part Number	Description
08677325	120 Volt, 20 Amp twist 25' (7.6 m) Extension cord
08677330	120 Volt, 20 Amp twist 100' (30 m) Extension cord

Extension Cord

Amp-Type Tensiometer

Monitors pull tension based on the number of amps the motor is drawing. Useful when superior accuracy is not required (Accuracy is ±20%). Amp usage is then translated into a tension reading shown on the display.

Part Number	Description
08674100	110 Volt Amp-Type Tensiometer (STD & Plus models)
08674501	110 Volt Amp-Type Tensiometer (HD model)
08674502	220/240 Volt Amp-Type Tensiometer (STD & Plus model)
08674502-AU	220/240 Volt Amp-Type Tensiometer AU (STD & Plus model)

Amp-Type Tensiometer for STD & Plus Models

Amp-Type Tensiometer for HD Model

GEORGIA UNDERGROUND SUPERSTORE

GEORGIA UNDERGROUND SUPERSTORE

RUNNING LINE TENSIOMETER



Mechanical Sensing Unit mounted on CableGlider STD

Running Line Tensiometer

The Condux Running Line Tensiometer, used with the Condux CableGlider® Cable Pullers will give accurate measurements of the force exerted on a cable as it is installed. It consists of two components: Mechanical Sensing Unit (which mounts directly to the cable puller) and the Electronic Control Box.

The unit will accommodate pull tape and rope up to and including ⅞" diameter with an accuracy of ±5% of full scale. Load handling capabilities and other specifications are determined by the model used.

Mechanical Sensing Unit

Mounts easily to the cable puller frame with a mounting bracket and pin. The Condux Running Line Tensiometer's Mechanical Sensing Unit permits rope installation without disassembly of the unit.

Electronic Control Box

Features large LED Display and Paperless Recorder with trend display. Paperless Recorder includes: Trend Display, CompactFlash™ card slot with 64MB Flash Card, and USB interface. A programmable overload set point has both an audible and visual indication of an overload condition. The Electronic Control Box also has the capability to disengage the cable puller if an overload occurs.

Running Line Tensiometer, CableGlider STD

Measures loads of 0 to 6,500 lbs. (0 to 28,912 N) with an accuracy of ±325 lbs. (1,446 N).

Units comes standard with the following:

- Mechanical Sensing Unit
- ECB with these standard features:
  - o Large LED readout
  - o Paperless recorder with Trend Display, Compact Flash Drive™ with 64MB Flash Card
  - o USB Interface
- Load Cell and Cord
- Mounting Hardware
- Card Reader and Software

NOTE: For recalibrating, please call 1-800-533-2077, for RMA.

Part Number	Description
08677350	110 Volt RLT for CableGlider STD w/data recorder

800-245-8339 • georgiaunderground.net

800-245-8339 • georgiaunderground.net

Running Line Tensiometer, CableGlider® Plus

Measures loads of 0 to 6,500 lbs. (0 to 28,912 N) with an accuracy of ±325 lbs. (1,446 N).

Units comes standard with the following:

- Mechanical Sensing Unit
- ECB with these standard features:
  - o Large LED readout
  - o Paperless recorder with Trend Display, Compact Flash Drive™ with 64MB Flash Card
  - o USB Interface
- Load Cell and Cord
- Mounting Hardware
- Card Reader and Software

NOTE: For recalibrating, please call 1-800-533-2077, for RMA.

Part Number	Description
08677355	110 Volt RLT for CableGlider Plus w/data recorder

Running Line Tensiometer, CableGlider HD

Measures loads of 0 to 12,000 lbs. (0 to 53,376 N) with an accuracy of ±600 lbs. (2,669 N).

Units comes standard with the following:

- Mechanical Sensing Unit
- ECB with these standard features:
  - o Large LED readout
  - o Paperless recorder with Trend Display, Compact Flash Drive™ with 64MB Flash Card
  - o USB Interface
- Load Cell and Cord
- Mounting Hardware
- Card Reader and Software

NOTE: For recalibrating, please call 1-800-533-2077, for RMA.

Part Number	Description
08677360	110 Volt RLT for CableGlider HD w/data recorder



Mechanical Sensing Unit mounted on CableGlider HD or Plus

Replacement Parts

Part Number	Description
08677371	ECB Unit STD 110V
08677370	ECB Unit HD 110V
08677373	Mechanical Sensing Unit for STD
08677374	Mechanical Sensing Unit for HD
08677378	RLT Manual
02289664	Fuse, 250 V 20 AMP
02289665	ON/Off Switch
08677375	Cord Load Cell
02289666	Light, Red Pilot Indicator
02289667	Alarm, Buzzer ECB
02289668	Button, Alarm Reset ECB
08677372	Chart Recorder

Running Line Tensiometer Electronic Control Box

Paperless Chart Recorder with Flash Drive and USB Interface

GEORGIA UNDERGROUND SUPERSTORE

GEORGIA UNDERGROUND SUPERSTORE

THE BLUE OX™ CABLE PULLER

The Blue Ox™ Cable Puller

Combining years of experience, field research and end user feedback, the Condux Blue Ox™ Cable Puller has been designed to excel in the most demanding utility applications. Featuring 8,500lbs of continuous pull force, a heavy duty steel frame and hydraulically controlled boom and outriggers, the Blue Ox does not require the arm to be supported during pulling operations. The extendable - up to 90" - steel boom arm boasts 150° of lateral adjustment, providing easy access in even the most confined areas.

Part Number	Description
08772000	Blue Ox Cable Puller without Compressor
08773000	Blue Ox Cable Puller with Compressor
08773116	Blue Ox Cable Puller Forklift Pockets (cannot be added to a compressor unit)



The Boom Arm features the ability to pull 85° from the manhole; eliminating the need for an A-Frame.

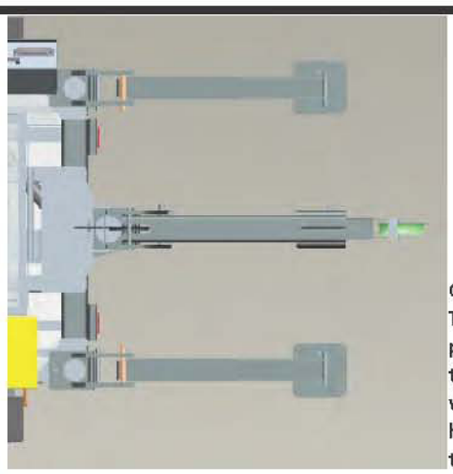

Outriggers allow The Blue Ox to pull directly over the hydraulics without being hooked to a tractor or a truck.

800-245-8339 • georgiaunderground.net

800-245-8339 • georgiaunderground.net

THE BLUE OX™ CABLE PULLER

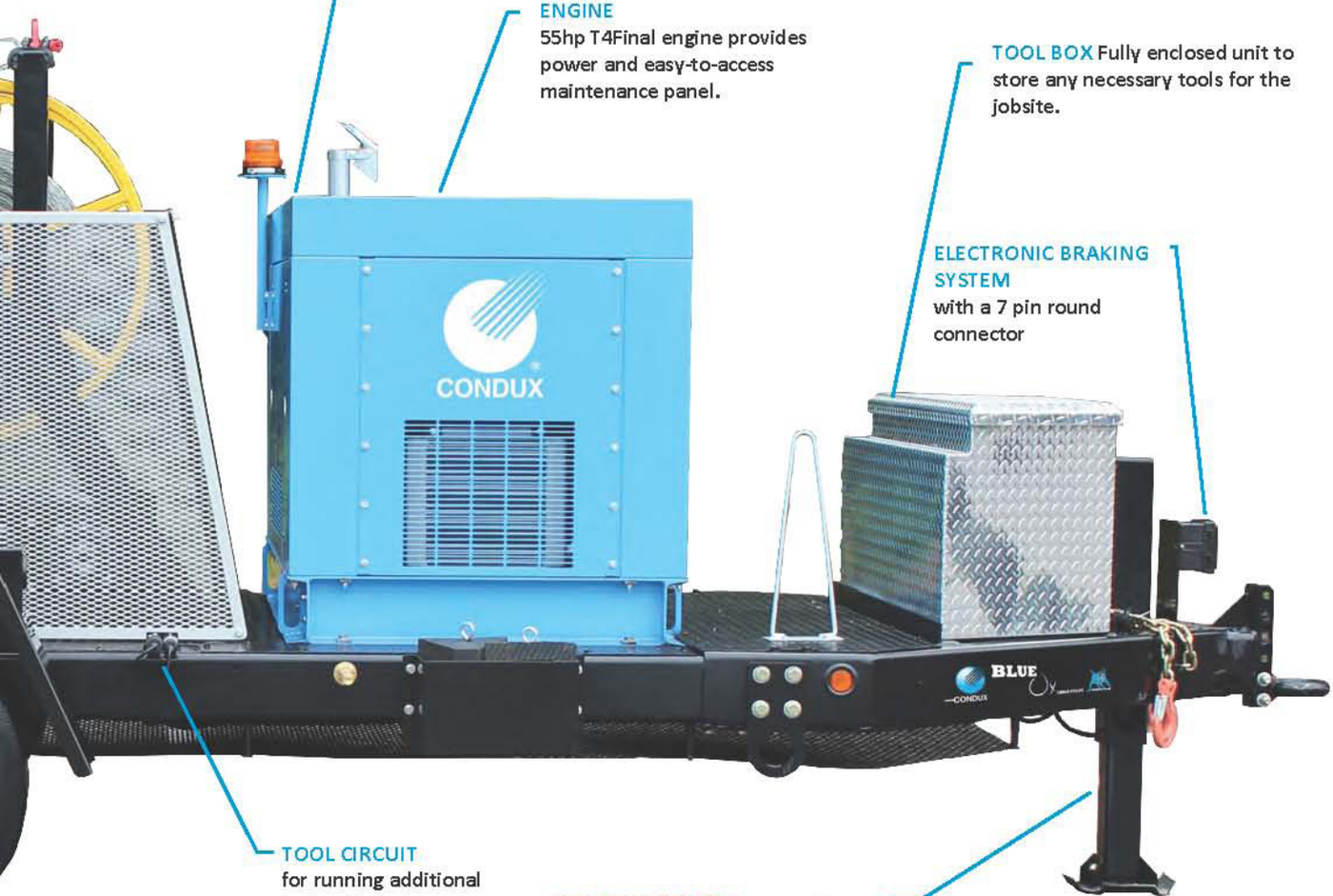

ANTI-TWIST ROPE 3,000' of 3/8" rope comes standard with The Blue Ox.

OIL COOLER Hydraulic puller units with oil cooler provide a smooth operation throughout the pull.

ENGINE 55hp T4Final engine provides power and easy-to-access maintenance panel.

TOOL BOX Fully enclosed unit to store any necessary tools for the jobsite.

ELECTRONIC BRAKING SYSTEM with a 7 pin round connector

TOOL CIRCUIT for running additional hydraulic tools.

HYDRAULIC JACKS are easy to use and improve set up time.

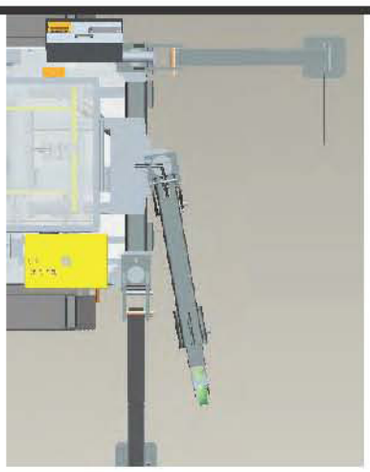

The combination of the outrigger and the boom arm allows for easy pulling 80° from the right or left of center

GEORGIA UNDERGROUND SUPERSTORE

APS75 CABLE PULLER

APS75 Cable Puller

The Condux APS75 Hydraulic Underground Cable Puller provides up to 7,500 lbs of continuous pulling power to tackle some of the toughest pulling applications.

Designed for installing underground cable, the APS75 is completely self-contained and transports easily from jobsite to jobsite. Industry leading features like antitwist rope, digital monitoring, rotating pulling arm and wired remote control make the APS75 the most advanced pulling system on the market today.

The APS75 is precision manufactured to the highest standards. Each puller is backed with years of underground cable pulling experience and a commitment to quality customer service.

Part Number	Description
08771000-05	APS75 w/Hydraulic Arm & Jacks
08771000-06	APS75 w/ Compressor & Hydraulic Arm & Jacks

Air Compressor Unit

The APS75 is available with a 185 CFM @ 100 PSI air compressor. The air compressor unit comes with the same standard features as the non-compressor unit.



NYLATRON* ROLLERS** have a super-hard surface and last longer than conventional cast rollers.

*Nylatron is a registered trademark of DSM.

STRAIGHTFORWARD OPERATOR CONTROLS allow equipment operator to safely operate the puller with a very short training period.

DYNAMOMETER INTEGRATED IN THE PULLER unit to control pull limits to cable manufacturer specs.

ROTATING ARM pivots 30° in either direction aligning easily and accurately.

CONTROLLED PAY-IN AND PAY-OUT offers more operator control and safety.

DOT CERTIFIED TRAILER

HYDRAULIC TOOL CIRCUIT

Each unit comes standard with a hydraulic tool circuit to operate additional hydraulic powered tools. The fully enclosed sound attenuated hydraulic power pack offers 40 gpm pump & motor with a 20 gallon filtered reservoir. Seven gpm @ 2000 psi is available for hand tools and pumps.



THE BRANDS YOU KNOW

Major engine, hydraulic system and trailer components are from widely popular national suppliers meaning excellent reliability and spare parts availability.

STABILITY

The APS75 is designed with a low center of gravity, excellent F/R weight distribution, and numerous adjustable supports for optimum stability for both the road and the job.

800-245-8339 • georgiaunderground.net

APS75 CABLE PULLER

USB PORT
Standard USB connection allows users to record and download pulling operations on a laptop. Information is downloaded as a .csv file and can be downloaded onto any computer, then printed, saved and/or emailed.

TIER4 Final DIESEL ENGINE provides 55 HP and features easy access maintenance. Water cooled.

HYDRAULIC JACKS
Hydraulically powered jack stands are easy to use and improve set up time.



FULLY ENCLOSED UNIT
The APS75 is safe, convenient and reliable. Includes noise reducing material.

ON BOARD TOOLBOX is also fully enclosed.

ELECTRIC BRAKES with a 7 pin round connector standard.

HYDRAULIC PULLER UNITS WITH OIL COOLER provide smooth operation throughout the pull.

SAFETY

All moving parts are housed safely in enclosures or protected by guards to help improve operator and jobsite safety. The trailer unit also comes standard with electric brakes.

ANTITWIST ROPE WITH LEVEL WIND

Comes standard with 2600 ft. of antitwist rope and built-in reel winder with automatic level wind. Advantages include high flexibility, absolute minimal cable twisting and equal distribution of tension among primary wires. Results in increased pulling efficiency, less duct abrasion and can be spliced in the field.

EASY TO OPERATE

The APS75 features an easy-to-read control panel that includes a convenient hard-wired remote that helps improve safety by allowing the operator to monitor the manhole while distancing himself from noise and moving components.

GEORGIA UNDERGROUND SUPERSTORE

APS75 CABLE PULLER

Electronic Information Center

A digital readout allows the operator to view pulling forces, distance pulled, tension limiter and hydraulic pressure readings. Tension limits are setup quickly and easily. The APS75 also comes standard with a wired remote control to provide the operator added safety and convenience. Emergency stop buttons located on the main panel and remote control will stop the pull operations immediately when pressed. Pulling operations can be recorded and downloaded after the pull through a convenient USB port located under the wired remote.

- Control lever for pull in, neutral and payout
- Digital dynamometer with set point and automatic control of maximum pull with load cut-off.
- Digital footage counter that reads the footage of pulling rope paying in or paying out.
- Warning lights

Other Standard Features:

- Easy to operate control panel
- DOT Certified Trailer
- Electric Brakes with a 7 pin connector standard
- Noise reduction materials around engine compartment
- Dynamometer integrated in the puller to control pull limits.

APS75 SPECIFICATIONS		
	Standard	w/Compressor
Performance		
Maximum Line Pull (lbs)	7500	
Maximum Speed (fpm)	175	
Engine		
Engine Type	Diesel	
Horsepower	34	
Electrical System	12 volt	
Fuel Tank (g)	18	
Bullwheel		
Dimensions	8.5 inch dia with 6 grooves	
Rope Reel w/Built in Level Wind		
Antitwist Rope	2600 feet of ⅜ inch	
Hydraulics		
Tool Circuit	7 gpm @ 2000 psi	
Dimensions		
Width	80 inches	80 inches
Height	96 inches	96 inches
Length	129 inches	178 inches
Weight	4500 Pounds (Wet)	6500 Pounds (Wet)
Air Compressor		
Velocity		185 cfm @ 100 psi
Compressor Hose with Couplings		¾" x 50' air hose reel

800-245-8339 • georgiaunderground.net

APS75 CABLE PULLER

Aluminum A-Frame

The APS75 A-frame extension adds productivity by adjusting quickly to difficult pulling situations. Added reach for pulling extra slack is ideal for manhole applications and challenging job site conditions.

Part Number	Description
08771350	Aluminum A-frame APS75

Antitwist Rope

Part Number	Description	Break Strength
08771275	³⁄₄" x 2600' Antitwist Rope	15,000 lbs.

*Rope comes standard with a woven eye.

"At Condux, we strive to design and build quality products that will help our customers become safer and more efficient with cable installation."

Dave Hassing
Design Engineer
28 years

GEORGIA UNDERGROUND SUPERSTORE

WDR505 CABLE PULLER

WDR505 Cable Puller

The Condux WDR505 Hydraulic Underground Cable Pulling Trailer provides up to 9,000 lbs. of continuous pulling power (11,240 lbs. max pulling force) to tackle the toughest underground pulling applications.

Designed for installing underground cable, the WDR505 is completely self contained and transports easily from jobsite to jobsite. Industry leading features like anti-twist rope and modular extension arms make the WDR505 one of the most advanced puller on the market today. An advanced electronic information system is also available for monitoring and documenting vital pulling functions.

The WDR505 is precision manufactured to the highest standards. Each puller is backed with years of underground cable pulling experience and a commitment to quality customer service.

Part Number	Description
08763030	WDR505 Underground Pulling Trailer
08763030-1	WDR505 Underground Pulling Trailer with Electronic Control Box
08763030-1R	WDR505 Underground Pulling Trailer with Electronic Control Box and Remote
08763030R	WDR505 Underground Pulling Trailer with Remote



NYLATRON ROLLERS** have a super-hard surface and last longer than conventional cast rollers.

*Nylatron is a registered trademark of DSM.

DYNAMOMETER INTEGRATED IN THE PULLER unit to control pull limits to cable manufacturer specs. Automatically adjusts pull speed to limit pull load during pull.

AUTOMATIC PAY-IN AND PAY-OUT offers more operator control and safety.

ROTATING ARM pivots 15° in either direction aligning easily and accurately.

HYDRAULIC PULLER UNITS WITH OIL COOLER provides smooth operation throughout the pull.

PULLING POWER

The WDR505 has the capacity to handle virtually all underground pulling applications with 11,240 lbs. maximum force, & 9,000 lbs. continuous force at a maximum speed of 219 ft./minute.

ANTITWIST ROPE

Advantages include high flexibility, absolute minimal cable twisting and equal distribution of tension among primary wires. Results in increased pulling efficiency, less duct abrasion and can be spliced in the field. 2,600 ft. standard.



THE BRANDS YOU KNOW

Major engine, hydraulic system and trailer components are from widely popular national suppliers meaning excellent reliability and spare parts availability.

800-245-8339 • georgiaunderground.net

CONDUX

WDR505 CABLE PULLER

STRAIGHTFORWARD OPERATOR CONTROLS allow equipment operator to safely operate the puller with a very short training period.

DIESEL ENGINE provides 45 HP and features easy access maintenance. Water cooled.

QUIET, PLEASE
Noise is reduced due to the self-contained design of the cable puller trailer, and especially because of extensive use of noise abating materials in the engine surround and control panel covers. Adds comfort and safety to your jobs.

FULLY ENCLOSED UNIT features separate door for operating controls. The WDR505 is safe, convenient and reliable.

ON BOARD TOOLBOX is also fully enclosed.

DOT CERTIFIED TRAILER

ELECTRIC BRAKES with a 7 pin round connector standard.

CONTROL IN, CONTROL OUT

With the Condux electric over hydraulic joystick, both pay-in and pay-out are in your control. No "free-wheeling" necessary.

STABILITY

The WDR505 is designed with a low center of gravity, excellent F/R weight distribution, and numerous adjustable supports for optimum stability both on the road and on the job.

EASY TO OPERATE

Condux designed the WDR505 with the operator in mind. Easy-to-read control panel can be accessed separate from the rest of the machine, keeping the operator isolated from noise and moving parts.

GEORGIA UNDERGROUND SUPERSTORE

WDR505 CABLE PULLER

Versatility:

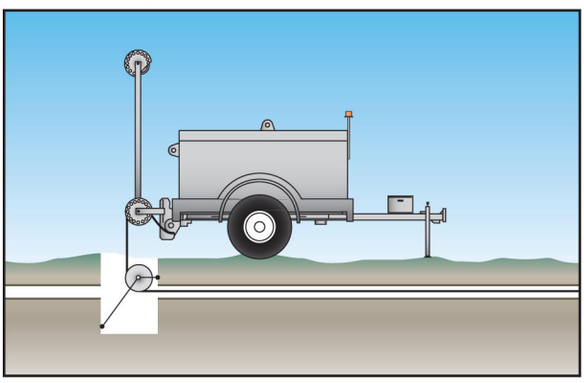

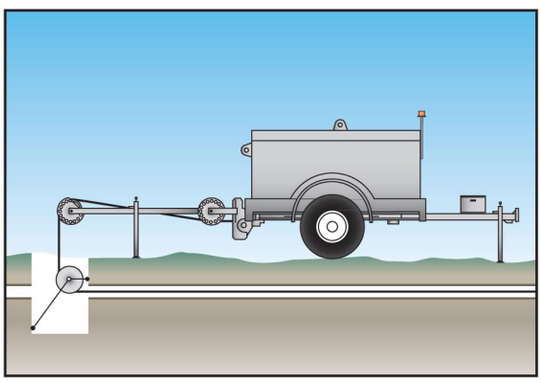

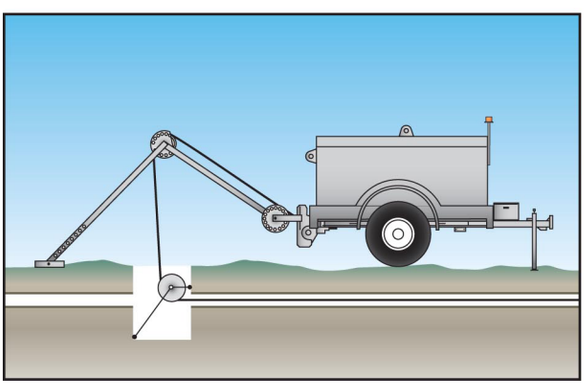

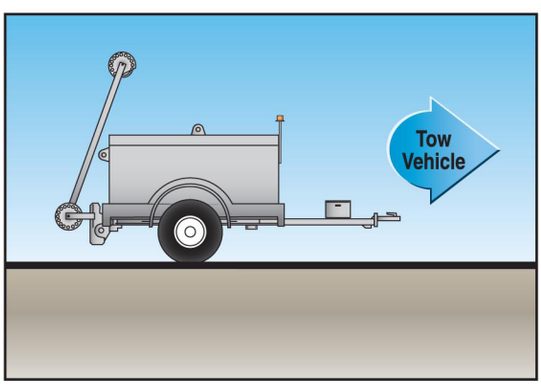

Standard Features:

- Closed hydraulic circuit for stepless speed variation in both rotating directions.
- Negative self-acting hydraulic brake.
- Hydraulic dynamometer with set-point and automatic control of maximum pull.
- Hydraulic oil cooling system.
- Noise reduction protection.
- Trailer comes standard with Torsion axle, electric brakes and electric breakaway kit, pintle eye, safety chains, job box and light kit.
- Built-in reel winder with automatic level wind.
- 13¾" Bullwheels.

SPECIFICATIONS	
MAX LINE PULL, POUNDS	11,250
SPEED AT CONTINUOUS PULL, POUNDS	9,000
HIGH SPEED CONTINUOUS PULL, POUNDS	2,250
PULLING SPEED FEET PER MINUTE	0–219
BULL WHEEL DIA., INCHES	13
MAX ROPE DIA., INCHES	½
FEET OF ROPE	2,600
ENGINE TYPE	DIESEL
HORSEPOWER	45
ELECTRICAL SYSTEM	12 Volt
TRAILER LENGTH, INCHES	157
TRAILER WIDTH, INCHES	77
TRAILER HEIGHT, INCHES	114
WEIGHT, POUNDS	4,500

WDR505 CABLE PULLER

A-Frame

When used with the WDR505 Hydraulic Underground Puller, The A-Frame allows the pulling of up to 16 feet of slack. Manufactured with aluminum channel, comes standard with two locking pins.

Specs:

Weight: 125 lbs
Length when closed: 72 inches
Length when fully extended: 100 inches
Work load Capacity: 11,000 lbs

Part Number	Description
08763280	A-Frame Arm Aluminum WDR505 Weld

Quad Block

Designed to fit on the end of the WDR505 Aluminum Boom Arm when using the A-Frame.

Specs:

Cable Capacity: 3.50 inches
Radius: 18 inches

Part Number	Description
08763270	Quad Block
08763292	WDR505 A-Frame, Quad Block Kit

Antitwist Rope

Part Number	Description	Break Strength
08763360	½" x 2600' Antitwist Rope	24,000lbs
08763370	½" x 2000' Antitwist Rope	24,000lbs

*Rope is shipped on a 32" diameter wood reel.
*Rope comes standard with one crimped eye.
*2600 foot length rope fits on units with Cummins Engines.

Electronic Information Center

Condux designed the WDR505 with the operator in mind, with the exclusive real-time recording or downloading option for review of critical information during the pull, or afterwards. Get speed, force, distance, date, time and project name documented and printed on demand.

Part Number	Description
21011629	Replacement Chart Paper DLR100
21011510	Replacement Ink DLR100
21001962	New Electronic Control Box DLR300
08763330	Retrofit old 505 units from DLR100 to 300
TV008700041	Replacement paper for DLR 300

Features:

- Serial port for PC connection
- Integrated graph printer
- Real-time monitoring and display

WDR505 Remote Control Kit

The Condux WDR505 Remote Control Kit allows the user to operate the WDR505 from up to 25 feet away. The WDR505 Remote Control Kit allows the user to pay out and pull back winchline rope and also provides an emergency stop control for safety purposes.

Factory Installation Only.

Part Number	Description
08763400	WDR505 Remote Control Kit

WDR505 CABLE PULLER

Hydraulic Underground Cable Pulling Trailer Kits w/Compressor

Part Number	Description
08763230	WDR505 Underground Pulling Trailer with Compressor
08763230-1	WDR505 Underground Pulling Trailer with Compressor & Electronic Control Box
08763230-1R	WDR505 Underground Pulling Trailer with Compressor & Electronic Control Box & Remote
08763230R	WDR505 Underground Pulling Trailer with Compressor & Remote

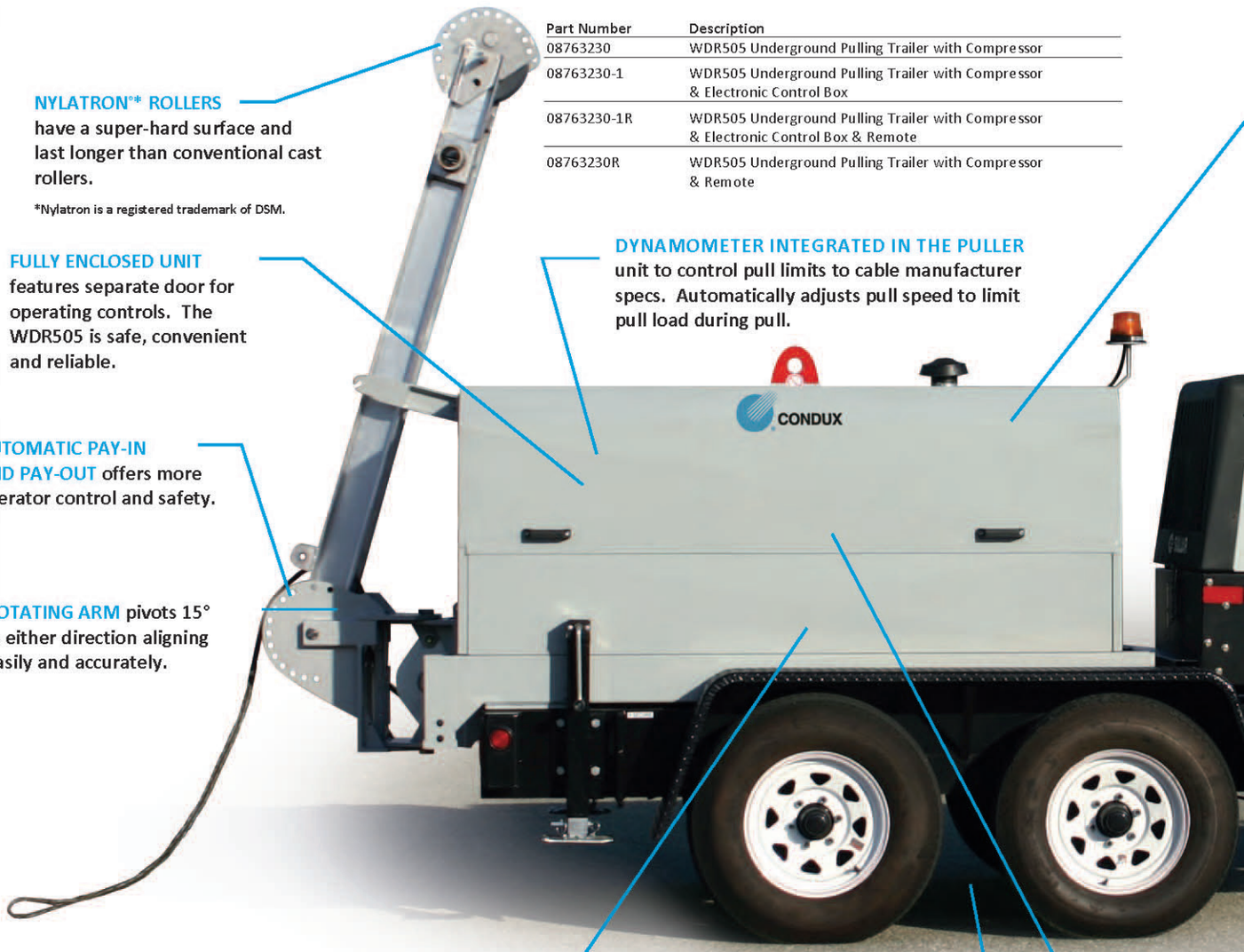

NYLATRON ROLLERS** have a super-hard surface and last longer than conventional cast rollers.

*Nylatron is a registered trademark of DSM.

FULLY ENCLOSED UNIT features separate door for operating controls. The WDR505 is safe, convenient and reliable.

AUTOMATIC PAY-IN AND PAY-OUT offers more operator control and safety.

ROTATING ARM pivots 15° in either direction aligning easily and accurately.

DYNAMOMETER INTEGRATED IN THE PULLER unit to control pull limits to cable manufacturer specs. Automatically adjusts pull speed to limit pull load during pull.

TANDEM AXLE TRAILER for easy maneuvering on job sites.

NOISE ATTENUATED ENGINE COMPARTMENTS for quiet operation on urban job sites.

HYDRAULIC PULLER UNITS WITH OIL COOLER provide smooth operation throughout the pull.

800-245-8339 • georgiaunderground.net

CONDUX

WDR505 CABLE PULLER

DIESEL ENGINE provides 45 HP and features easy access maintenance. Water cooled.

STRAIGHTFORWARD OPERATOR CONTROLS allow equipment operator to safely operate the puller with a very short training period.

QUIET, PLEASE
Noise is reduced due to the self-contained design of the cable puller trailer, and especially because of extensive use of noise abating materials in the engine surround and control panel covers. Adds comfort and safety to your jobs.

AIR COMPRESSOR tier 4 final, rated at 185 CFM at 100 psi, 20 gallon diesel fuel tank.

ON BOARD TOOLBOX is also fully enclosed.

ELECTRIC BRAKES with a 7 pin round connector standard.

DOT CERTIFIED TRAILER

TRAILER GROUND CLEARANCE
16 inches.

SPECIFICATIONS	
MAX LINE PULL, POUNDS	11,250
SPEED AT CONTINUOUS PULL, POUNDS	9,000
HIGH SPEED CONTINUOUS PULL, POUNDS	2,250
PULLING SPEED FEET PER MINUTE	0–219
BULL WHEEL DIA., INCHES	13
MAX ROPE DIA., INCHES	½
FEET OF ROPE	2,600
ENGINE TYPE	DIESEL
HORSEPOWER	45
ELECTRICAL SYSTEM	12 Volt
TRAILER LENGTH, INCHES	252
TRAILER WIDTH, INCHES	77
TRAILER HEIGHT, INCHES	114
WEIGHT, POUNDS	8,500

GEORGIA UNDERGROUND SUPERSTORE

FLEXIBLE CABLE GUIDES

Flexible Cable Guide with Aluminum Adapters

Cable feeds through the Bell Adapter and exits through the Duct Adapter which fits into the duct. Bell Adapter and Duct Adapter included for specific duct and guide size ordered. **Other lengths available upon request.**

	Diameter		Length	
Part Number	(IN.)	(MM)	(FT.)	(M)
08931009	2	51	9	2.7
08931012	2	51	12	3.6
08934009	4	102	9	2.7
08934012	4	102	12	3.6
08935009	5	127	9	2.7
08935012	5	127	12	3.6
08936009	6	152	9	2.7
08936012	6	152	12	3.6
08938009	8	203	9	2.7
08938012	8	203	12	3.6

! ORDER CAREFULLY! This item is made-to-order and is not returnable.

Duct Adapter

Duct Adapter

	Diameter		Duct Size		OD		ID	
Part Number	(IN.)	(MM)	(IN.)	(MM)	(IN.)	MM	(IN.)	MM
08960200**	2	51	innderduct		-	-	1.00	25
08931010	2	51	1.00	25	0.90	23	0.72	18
08931013	2	51	1.25	32	1.22	31	1.00	25
08931015	2	51	1.50	38	1.44	37	1.19	30
08931020*	2	51	2.00	51	1.91	49	1.66	42
08934020	4	102	2.00	51	1.91	49	1.65	42
08934030	4	102	3.00	76	2.94	75	2.69	68
08934035	4	102	3.50	89	3.44	80	3.13	87
08934040*	4	102	4.00	102	3.94	100	3.69	94
08935020	5	127	2.00	51	1.98	50	1.75	44
08935030	5	127	3.00	76	2.98	76	2.75	70
08935035	5	127	3.50	89	3.45	88	3.25	83
08935040	5	127	4.00	102	3.93	100	3.75	95
08935050*	5	127	5.00	127	4.93	125	4.50	114
08936040	6	152	4.00	102	3.93	100	3.50	89
08936050	6	152	5.00	127	4.94	125	4.63	118
08936060*	6	152	6.00	152	5.94	151	5.63	143
08938080*	8	203	8.00	203	7.94	202	7.62	194

*Included with cable guide unit above for that specific duct size.
**Tapered and threaded to fit over 1-2" (25-51 mm) innerduct.

Bell Adapter

Bell Adapter* (includes mounting bolts)

	Size		ID	
Part Number	(IN.)	(MM)	(IN.)	(MM)
08931000	2	51	2.00	51
08934000	4	102	4.00	102
08935000	5	127	5.00	127
08936000	6	152	6.00	152
08938000	8	203	8.00	203

*Included with cable guide unit above for that specific guide size.

800-245-8339 • georgiaunderground.net

Extensions (includes mounting bolts)

	Diameter		Length	
Part Number	(IN.)	(MM)	(FT.)	(M)
08931503	2	51	3	.9
08931506	2	51	6	1.8
08931509	2	51	9	2.7
08931512	2	51	12	3.6
08934503	4	102	3	.9
08934506	4	102	6	1.8
08934509	4	102	9	2.7
08934512	4	102	12	3.6
08935503	5	127	3	.9
08935506	5	127	6	1.8
08935509	5	127	9	2.7
08935512	5	127	12	3.6

	Diameter		Length	
Part Number	(IN.)	(MM)	(FT.)	(M)
08936503	6	152	3	.9
08936506	6	152	6	1.8
08936509	6	152	9	2.7
08936512	6	152	12	3.6
08988503	8	203	3	.9
08988506	8	203	6	1.8
08988509	8	203	9	2.7
08988512	8	203	12	3.6

! ORDER CAREFULLY! This item is made-to-order and is not returnable.

Close Clearance Flexible Cable Guides

For guiding cable from the reel into the duct. The cable feeds through the Bell Adapter and exits through the Duct Adapter which fits into the duct. Duct Adapters ordered separately, see below. Other lengths available upon request.

	Diameter		Length	
Part Number	(IN.)	(MM)	(FT)	(M)
08040109	4	102	9	2.28
08041009	5	127	9	2.28
08044509	6	152	9	2.28

! ORDER CAREFULLY! This item is made-to-order and is not returnable.

Extensions

	Diameter		Length	
Part Number	(IN.)	(MM)	(FT)	(M)
08040203	4	102	3.5	1.1
08041103	5	127	3.5	1.1
08044603	6	152	3.5	1.1

Steel Duct Adapters

		Duct Adapter Diameter		Duct Size		OD		ID	
Part Number	Style	(IN.)	(MM)	(IN.)	(MM)	(IN.)	MM	(IN.)	MM
08040300	Round	4	102	3.00	76	2.93	74	2.68	68
08040400	Round	4	102	3.25	83	3.06	74	2.81	71
08040600	Round	4	102	3.50	89	3.43	87	3.18	81
08040800	Round	4	102	4.00	102	3.81	97	3.62	92
08087200	Round	4	102	5.00	127	4.81	122	4.63	118
08040900	Round	5	127	4.00	102	3.87	98	3.69	94
08041300	Round	5	127	5.00	127	4.81	122	4.62	117
08041200	Round	5	127	6.00	152	5.81	148	4.62	117
08087000	Round	6	152	5.00	127	4.81	122	4.62	117
08086800	Round	6	152	6.00	152	5.81	148	5.62	143
08040133	Square	4	102	3.25	83	-	-	2.81	71
08040136	Square	4	102	3.50	89	-	-	3.25	83
08040142	Square	4	102	4.00	102	-	-	3.62	92

Round Adapter

Square Adapter

GEORGIA UNDERGROUND SUPERSTORE

FLEXIBLE CABLE GUIDES

Cable Spreaders

4-6 inch Cable Spreaders attach to the CONDUX 4–6 inch Flex Guides to keep the cable separated as it goes into the flex guide. Comes standard with nylon rollers to help minimize friction and positive locking pins for attaching to the Flex Guide Bells.

Part Number	Description	Bell Size (in)	(mm)
08041910	Spreader, Cable Bell Adapter	4	102
08041915	Spreader, Cable Bell Adapter	5	127
08041920	Spreader, Cable Bell Adapter	6	152



Lube Adapter Plates for Flex Guides

Lube adapter plates may be used at either the bell end or on the duct adapter end. Simply remove the bell or adapter end and insert lube adapter plate then use the supplied longer bolts to finish the lube adapter plate assembly.

Part Number	Description	Size (in)	(mm)
08934075	Lube Adapter Plates for Flex Guides	4	102
08935075	Lube Adapter Plates for Flex Guides	5	127
08936075	Lube Adapter Plates for Flex Guides	6	152

! This item cannot be used with the close clearance flex guides on page 105.

5 or 6 Gallon Lube Pump

Lube pump quickly attaches to the lube adapter plate. Comes with four feet of hose. (Longer lengths not available) Fits on either a 5 or 6 gallon pail.

Part Number	Description
08931100	5 or 6 Gallon Lube Pump

800-245-8339 • georgiaunderground.net

Jamb Skid

The Condux Jamb Skid is a device for supporting sheaves or quadrant blocks inside a manhole to pull cable into underground conduit.

By positioning the top of the jamb skid against the underside of the manhole opening, and using the camlock foot pedal, set-up can be done in a fraction of the time it takes to install a hanging sheave assembly. Pulling tension actually increases the stability of the Jamb Skid during the pull. No dangerous breakage of chains or straps. The Jamb Skid is especially useful when there are no pulling-in irons available, or when the existing irons do not align correctly with the duct opening. The Jamb Skid can be placed anywhere within a 360° radius inside the manhole.

Constructed of solid aluminum, the Jamb Skid is both strong and lightweight. In most instances, it can be installed by one person. The complete unit is created by combining a base unit with one of several extension units, depending upon the height required. Locking 1¼" (32 mm) pins, allow the height adjustment of the Jamb Skid. Also, the width adjusts from 7" (178 mm) to 11" (279 mm) to accept all Condux sheave assemblies up to 8" (203 mm). 10,000 lbs. (44,480 N) cable tension load rated.

NOTE: Order base section and choice of extension separately for a complete Jamb Skid unit. Locking pins are included with the base section.

Part Number	Description	Manhole Height Range (in)	(m)
08097000	58" (1.17 m) (Base Section)		
08097001	43" (1.09 m) Extension	63–80	1.24 - 2.03
08097002	76" (1.93 m) Extension	78–109	1.98 - 2.77
08097003	109" (2.8 m) Extension	107–138	2.72 - 3.51

Replacement Pins

Part Number	Description
08097040	1¼" (32 mm) diameter pin
08097060	Locking Pin Kit

Sheaves

Refer to the chart on page 103 for specifications on sheave products for use with the Condux Jamb Skid.

GEORGIA UNDERGROUND SUPERSTORE

GEORGIA UNDERGROUND SUPERSTORE

CABLE GUIDES

Hanger Arms for 10,000 lb. Sheaves

Accessory Hanger Arms for HD Sheaves.

Part Number	Description	Sheave Size (in)	Sheave Size (mm)
08042470	Hanger Arm w/hook & axle	4 x 11	102 x 179
08042570	Hanger Arm w/hook & axle	5 x 11	127 x 279
08042570	Hanger Arm w/hook & axle	5 x 20	127 x 508
08082670	Hanger Arm w/hook & axle	6 x 11	152 x 279
08082870	Hanger Arm w/hook & axle	8 x 11	203 x 279
08539245	Hanger Arm w/hook & axle	5 x 26.5	127 x 673

Second Arm for 10,000 lb. Sheaves

Part Number	Description	Sheave Size (in)	Sheave Size (mm)
08042472	Hanger Arm w/eye nut	4 x 11	102 x 179
08042572	Hanger Arm w/eye nut	5 x 11	127 x 179
08042572	Hanger Arm w/eye nut	5 x 20	127 x 508
08082672	Hanger Arm w/eye nut	6 x 11	152 x 279
08082872	Hanger Arm w/eye nut	8 x 11	203 x 279
08539246	Hanger Arm w/eye nut	5 x 26.5	127 x 673



800-245-8339 • georgiaunderground.net

800-245-8339 • georgiaunderground.net

Hooked Hanger Sheaves

Tie off in the manhole to guide cable into the duct. Also used with alignment arm for cable removal. Hinged yoke for easy cable installation and removal. 10,000 lbs. (44,480 N) cable tension load capacity. See replacement sheave chart for specifications on sheave sizes. Alignment arm sold separately. Replacement Sheaves available. See Specifications and Selection Charts on page 103.

Part Number	Sheave Size (in)	(mm)
08042400	4 x 11	102 x 279
08042420	4 x 20	102 x 508
08042500	5 x 11	127 x 279
08042520	5 x 20	127 x 508
08042526	5 x 26 1/2	127 x 673
08042527	5 x 26 1/2	127 x 673 w/Light Duty Hanger Arm
08082600	6 x 11	152 x 279
08082800	8 x 11	203 x 279
08045901	Alignment arm for 4 & 5" (102 & 127 mm) sheaves	



Hooked Hanger Sheave Assembly with 20" (508 mm) Sheave

Hooked Hanger Sheave Assembly with Alignment Arm

4,000 lb. Hooked Hanger Sheaves

Tie off in manhole to guide cable into and out of duct. 4,000 lbs (17,793 N) cable tension load capacity. For less demanding cable pulling applications than Condux 10,000 lbs (44,480 N) sheaves. Replacement Sheaves available. See Specifications and Selection Charts on page 103.

- Steel welded frame
- Nylon cable protectors
- Lightweight
- Cast aluminum sheaves
- Forged hook with 1.12" (28.45mm) opening

Part Number	Sheave Size (in)	(mm)	
08042611	5 x 11	127 x 279	Aluminum
08042610	5 x 11	127 x 279	Nylatron
08042620	5 x 20	127 x 508	Aluminum
08042626	5 x 26 1/2	127 x 673	Aluminum
08042650	8 x 26	203 x 660	Aluminum

08042670	Second arm for 8"x26" (203 x 660mm) sheave 1,000 lb (4448 N) rating for hanging only
08042680	Replacement arm for 8"x26" (203 x 660mm) sheave

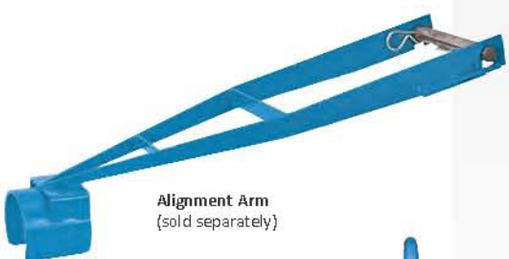

Alignment Arm (sold separately)

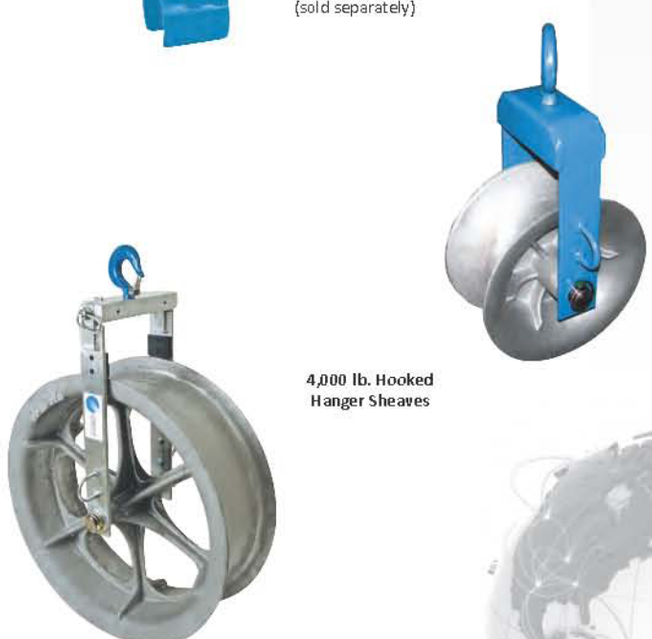

4,000 lb. Hooked Hanger Sheaves

GEORGIA UNDERGROUND SUPERSTORE

CABLE GUIDES

Heavy Duty Quadrant Block

A series of six cast aluminum or six Nylatron® sheaves on bronze bearings allow cable to make a gradual 90° turn for easy pulling through manhole opening. Pulling radius of 24.25 inches (616 mm). Can also be suspended in manhole to provide alignment to duct run. 4,800 lbs. (21,350 N) cable tension load capacity. Support Bar sold separately (see pg. 102). Replacement Sheaves available. See Specifications and Selection Charts on page 103.

		Size		Radius	
Part Number	Nylatron Part Number	(IN.)	(MM)	(IN.)	(MM)
08539100	08539110	4	102	24.25	616
08539200	08539210	5	127	24.25	616
	08539650*	6	152	26.00	660
08539710	08539700	8	200	37.75	959

*NOTE: 10,000 lbs (44,480 N) 26" (660mm) Radius

Hanger Arms

Allows the hanging of the HD Quadrant Blocks in a manhole for more flexible positioning.

Part Number	Description	Used With
08042425	Hanger Arm w/pin-hook	4" HD Quad Block
08539240	Hanger Arm w/pin-hook	5" HD Quad Block

Second Arm

Part Number	Description	Used With
08042430	Hanger Arm w/eye nut	4" HD Quad Block
08539246	Hanger Arm w/eye nut	5" HD Quad Block



Cable Feeding Sheaves

Plugs into conduit in manhole wall, guiding cable safely into the conduit regardless of the pulling angle. Replacement Sheaves available. See Specifications and Selection Charts on page 103.

		Size		Tube Slot Width (A)		Tube Length (B)		I.D. Tube Width		O.D. Tube Width		Load Capacity	
Part Number	Nylatron Part Number	(IN.)	(MM)	(IN.)	(MM)	(IN.)	MM	(IN.)	MM	(IN.)	MM	(LBS)	(N)
08617312	-	1.25	32	0.88	22	5	127	1.06	27	1.19	30	1,500	6,672
08617215	08617415	1.50	38	1.04	26	5	127	1.25	32	1.44	37	1,500	6,672
08617220	08617420	2	51	1.38	35	6	152	1.75	44	1.95	50	2,600	11,565
08617225	08617425	2.50	63	1.44	37	8	203	2.16	55	2.40	61	2,600	11,565
08617230	08617430	3	76	2.25	57	12	305	2.62	67	2.95	75	4,800	21,350
08617270*	-	3	89	2.24	57	12	305	2.50	64	2.78	71	4,800	21,350
08617235	08617435	3.50	89	2.75	70	12	305	3.00	76	3.38	86	4,800	21,350
08617200	08617440	4	102	3.00	76	12	305	3.50	89	3.95	100	6,500	28,912
08617340*	08617441*	4	102	3.00	76	12	305	3.25	83	3.65	93	6,500	28,912
08617250	08617450	5	127	3.75	95	14	356	4.50	114	4.90	125	6,500	28,912
08617260	08617460	6	114	4.50	114	14	356	5.37	136	5.90	150	6,500	28,912
08617360*	08617461*	6	114	4.50	114	14	356	5.00	127	5.56	141	6,500	28,912
08617280	08617480	8	203	6.00	152	14	356	7.18	182	7.81	202	6,500	28,912

*Fits sch 80 pipe. NOTE: Nylatron® is a registered trademark of DSM

800-245-8339 • georgiaunderground.net

60 Degree Quad Block

A series of six Nylatron® sheaves allow cable to make a gradual 60° turn for easy pulling through manhole or pull box openings. Pulling radius of 24.25 inches (616 mm). 4,000 lbs. (17,792 N) cable tension load capacity. Support bar sold separately.

Part Number	Size (in)	Size (mm)
08539220	8	203

Fairlead Quadrant Block

Originally designed to install transpacific fiber optic cable, these quadrant blocks provide a 60" (1,524 mm) pulling radius to guide any type of cable. 18 machined rollers on bronze bearings, 8" (203 mm) wide by 5.5" (140 mm) in diameter, allow the cable to make a gradual 90° turn for easy cable installation. 10,000 lb. (44,480 N) capacity. Replacement Sheaves available, contact factory for information.

Part Number	Description	A (in)	A (mm)	B (in)	B (mm)	C (in)	C (mm)
08094500	Fairlead Quadrant Block	96	2438	36	914	9	229

! Additional sizes available to customer specifcation.



Three Sheave Cable Guide

Three cast aluminum or Nylatron® sheaves on bronze bearings allow a gradual 90° turn for easy pulling through manhole opening. Pulling radius of 24" (610 mm), the cable guide will sit on manhole edge, suspend in manhole, or fit the jamb skid. 10,000 lbs. (44,480 N) cable tension load capacity. Support bar sold separately (see pg. 102). Replacement Sheaves available. See Specifications and Selection Charts on page 103.

Part Number	Nylatron Part Number	Size (IN.)	Size (MM)	Weight (LBS)	Weight (KG)
08539600	08539610	6	152	132	60
08539800*	08539810*	8	203	164	92

*NOTE: To fit the jamb skid, the four bolts holding the hook must be removed.

Mini Corner Cable Guide

Features two hardened steel rollers that guide steel winch line over sharp edges. It is small but sturdy, allowing for easy handling and set-up along with heavy duty capacities. 10,000 lbs. (44,480 N) cable tension load capacity. Replacement Sheaves available, contact factory for information.

Part Number	Description
08045000	Mini Corner Cable Guide

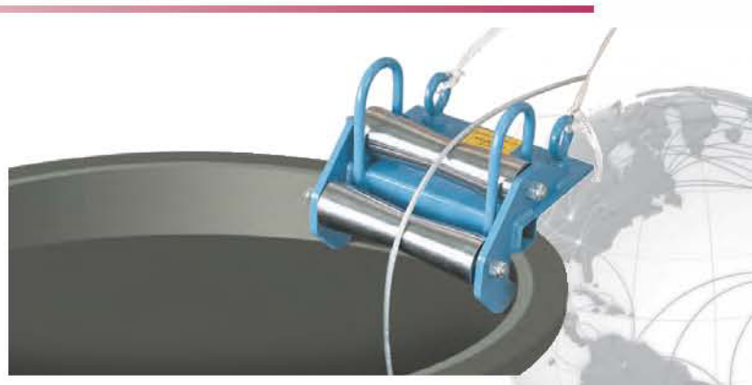

GEORGIA UNDERGROUND SUPERSTORE

CABLE GUIDES

Corner Cable Guides

Aluminum and Nylatron® sheaves for pulling cable into manholes. 5,000 lbs. (22,240 N) cable tension load capacity. See Specifications and Selection Charts on page 103 for Replacement Sheaves. Support bar sold separately (see below).

Part Number	Nylatron Part Number	Size (IN.)	Size (MM)
08043100	08043125	4	102
08043200	08043225	5	127
08088600	08088625	6	152
08088800	08088825	8	203

NOTE: Nylatron® is a registered trademark of DSM.

Cable Bending Shoe

Protects cable from corner abrasion during pulling operations. Rugged, high-impact plastic.

Part Number	Description	ID (in)	ID (mm)	OD (in)	OD (mm)
08042100	Plastic Bending Shoe	3.19	81	3.44	87

Nylon Cable Protector

Flanged, split tube to insert in duct end and protect cable from damage during installation. Also can be left in place for permanent protection.

Part Number	Description
08042301	1"–2½" (25–63 mm) Duct
08042300	3"–6" (76–152 mm) Duct

Support Bar

Use to support quadrant blocks or cable guides at street level.

Part Number	Description
08091440	1¼" (32 mm) x 4' (1.2 m) Steel Bar

Chains

Used to tie off cable guides in the manhole. Not to be used for overhead lifting.

Part Number	Description
08066301	4' (1.2 m) Chain, Double Hook, 3/8" (9 mm) Alloy Links, 7,100 lbs. (31,581 N) capacity
08066300	8' (2.4 m) Chain, Double Hook, 3/8" (9 mm) Alloy Links, 7,100 lbs. (31,581 N) capacity

800-245-8339 • georgiaunderground.net

800-245-8339 • georgiaunderground.net

Aluminum Split Bells

Plugs into conduit in manhole wall, guiding cable safely into the conduit regardless of the pulling angle.

	Size		Tube Length		Tube I.D.		Tube O.D.	
Part Number	(IN.)	(MM)	(IN.)	(MM)	(IN.)	(MM)	(IN.)	(MM)
08041520	2	51	8	203	1.625	41	1.875	48
08041530	3	76	8	203	2.625	67	2.875	73
08041535	3.5	89	8	203	3.125	79	3.375	88
08041540	4	102	8	203	3.625	92	3.875	98
08041550	5	127	8	203	4.625	117	4.875	124
08041564	6	152	12	304	5.625	143	5.875	149
08041570	8	203	12	304	7.500	191	7.875	200

Replacement Sheaves

Refer to this chart for specifications on sheave sizes for these products: 10,000 lb. (44,480 N) Hooked Hanger Sheave, 4,000 lb. (17,793 N) Hooked Hanger Sheave, Cable Feeding Sheave, Corner Cable Guide, Heavy Duty Quadrant Block, Fiber Optic Quad Block, Fiber Optic Hanger Block, Three Sheave Cable Guide, Fiber Optic Sheave Mount, Overhead and Underground Fiber Optic Cable Sheave and Jamb Skid.

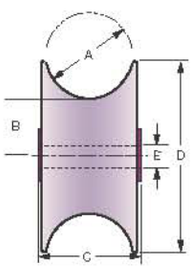

Sheaves Specifications

		Sheave Size		Maximum Cable O.D. (A)		Min. Bending Radius (B)		Max. Sheave Width (C)		Maximum Sheave O.D. (D)		Shaft Diameter (E)	
Part Number	Nylatron Part Number	(IN.)	(MM)	(IN.)	(MM)	(IN.)	(MM)	(IN.)	(MM)	(IN.)	(MM)	(IN.)	(MM)
08539308	08539304	1 x 3	25 x 76	1.50	38	.75	19	3.00	76	3.00	76	.62	15
08539136	08539137	4 x 7	102 x 178	4.00	102	2.25	57	4.31	109	7.00	177	1.25	32
08539236	08539237	5 x 7	127 x 178	5.00	127	2.25	57	5.13	130	7.00	177	1.25	32
08046711	08046712	4 x 11	102 x 279	4.00	102	3.75	95	4.75	120	11.00	279	1.25	32
08046811	08046812	5 x 11	127 x 279	5.00	127	3.25	82	5.75	146	11.00	279	1.25	32
08087811	08087812	6 x 11	152 x 279	6.00	152	3.12	79	6.75	171	11.00	279	1.25	32
08087911	08087912	8 x 11	203 x 279	8.25	209	2.75	69	8.75	222	11.00	279	1.25	32
08065411	-	4 x 20	102 x 508	4.25	107	8.50	215	4.75	120	20.00	508	1.25	32
08042911	-	5 x 20	127 x 508	5.00	127	8.00	203	5.75	146	20.00	508	1.25	32
08637743	-	3 x 24	76 x 610	1.38	35	11.12	282	4.00	102	24.12	613	1.00	25
08043011	-	5 x 26.5	127 x 673	5.00	127	11.31	287	5.75	146	26.50	673	1.25	32

4,000 lb Sheaves

		Sheave Size		Maximum Cable O.D. (A)		Min. Bending Radius (B)		Max. Sheave Width (C)		Maximum Sheave O.D. (D)		Shaft Diameter (E)	
Part Number	Nylatron Part Number	(IN.)	(MM)	(IN.)	(MM)	(IN.)	MM	(IN.)	MM	(IN.)	MM	(IN.)	(MM)
08042612		5 x 11	127 x 279	5.00	127	3.25	82	5.88	149	11.00	279	1.25	32
08042621		5 x 20	127 x 508	5.00	127	8.00	203	5.88	149	20.00	508	1.25	32
08042627		5 x 26.5	127 x 673	5.00	127	11.31	287	5.75	146	26.50	673	1.25	32
08042651		8 x 26	203 x 660	8.00	203	11.25	286	8.50	216	26.00	660	1.25	32

NOTE: Nylatron® is a registered trademark of DSM.

GEORGIA UNDERGROUND SUPERSTORE

FIBER OPTIC CABLE BLOWING METHOD

An Efficient Method

Fiber optic cable blowing is one of the most efficient and safe means of installing fiber optic cable. A pressurized blowing system uses two forces to install fiber optic cable. A pulling force combines with a pushing force to cause the cable to travel through the duct like air. Today's fiber optic cable installations benefit from the pressurized blowing system because it provides greater installation speeds with less stress than traditional cable pulling.

The cable blower unit utilizes a hydraulic power system and an air compressor to generate the desired push and pull forces. Working together, this dual power supply provides greater blowing power with lower air consumption. Controls and gauges on the cable blower allow the operator to monitor the forces being exerted on the cable. The operator can make adjustments to make sure the forces being exerted on the cable are working with one another, not against one another.

Blowing minimizes the stress placed on cable during installation. Because the cable blower provides both pulling and pushing force, stress is balanced. For example, at 135 psi (9.3 bar) in 2 inch (51 mm) duct only 430 lbs (1,913 N) of pulling force is generated.

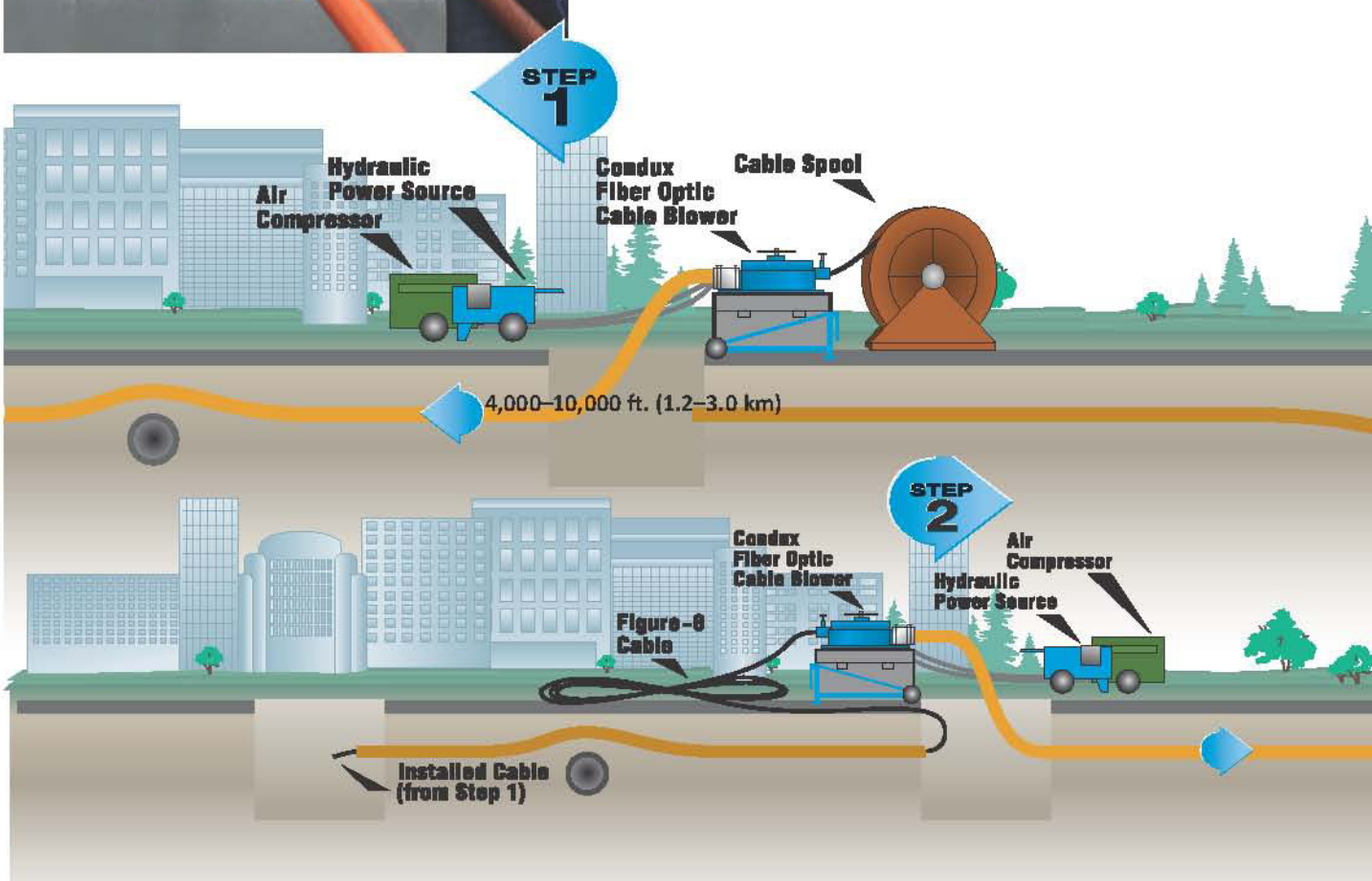

800-245-8339 • georgiaunderground.net

Blowing vs. Pulling

Blowing cable is different from pulling cable in several ways. During cable pulling, the cable is kept taut and only pull force is applied. It travels in a straight line until a bend or curve changes its path. The cable ultimately rubs on each of the bends or curves, creating friction. As more pulling force is added to counteract the friction, additional stress is added to the cable.

Compared to a pulling application, blowing cable is faster and puts the cable under less stress.

Through cable blowing, contractors are able to install more cable per day with less manpower. This means increased productivity and decreased cost.

How To: The Typical Process

The typical cable blowing process consists of several steps. **First,** the duct integrity is checked. It is pressurized to check for leaks. In order to ensure a successful installation, the duct must be airtight and free of obstruction. Then a small amount of lubricant is poured in the duct and a foam carrier is blown through the run, confirming its integrity.

Second, the cable is prepared for installation. A cable carrier is attached to the end of the fiber optic cable. Corresponding size cable carriers are available to match the specific duct ID. The cable is fed through the cable blower and into the duct.

Third, the duct is lubricated. Lubricant is added in front of the cable carrier and behind the cable carrier.

Fourth, the blowing process begins. Pressure (compressed air) is applied to the duct behind the cable carrier. As the pressure tries to equalize, it seeks out the path of least resistance and creates a pushing force on the cable carrier, causing forward motion. The moving cable carrier, in turn, exerts a pulling force on the cable and begins to move it through the duct.

Meanwhile, an additional pushing force is applied to the cable by a hydraulic powered tractor drive on the cable blower. Use of a hydraulic tractor drive reduces air consumption requirements from the air compressor. Plus, the push force from the tractor drive provides cable slack, reduces back tension and keeps the cable loose and flexible. Friction and resistance are then reduced and the cable can travel freely through the duct work.



GEORGIA UNDERGROUND SUPERSTORE

GEORGIA UNDERGROUND SUPERSTORE

GULFSTREAM™ 400



Fiber Optic Cable Blower

The Condux Gulfstream™ 400 Fiber Optic Cable Blower is ideal for Fiber Installations

As a leader in the manufacture of cable installation tools and equipment, Condux offers a superior Fiber Optic Cable Blower that is compact and lightweight, making it ideally suited for your most difficult job sites. An updated design has increased portability and made operation easier than ever.

Fast

Install fiber optic cable up to 300fpm (900mpm). The cable travels at the same speed as the air! A carrier is always attached to the front of the cable. Compressed air propels the carrier and cable through the air-tight sealed duct. And, because air flow and tractor drive speed can be adjusted, you can install fiber at the rate which best suits any application.

Total Control

The Condux Gulfstream 400 Fiber Optic Cable Blower features longer tractor feed grip area for less stress on the cable, and a manual cylinder on the tractor feed to better control down pressure. Condux's patented traction control system shuts down the blower when problems with cable slippage or duct blockage are detected, adding safety to every job and preventing costly cable damage.

A speed and distance counter with LCD read-out, as well as convenient hydraulic and pneumatic controls, come standard with the Condux Fiber Optic Cable Blower. Blowers equipped with the Advanced Electronic Control System will shut down if slippage, over-speed or cable stoppage is detected.

! Ask for product literature!

Versatility

The Condux Gulfstream 400 Fiber Optic Cable Blower operates efficiently with most common combinations of cable and innerduct sizes. The Condux Gulfstream 400 Fiber Optic Cable Blower is designed for the installation of fiber optic cables with diameters from 0.23" (5.8 mm) to 1.13" (28.7 mm) into micro duct 10 mm to 18 mm and traditional innerduct ½" (13 mm) to 2" (51 mm) with metric sizes available.

The correct size cable seals and venturi must be determined for the cable being installed. Also necessary are the correct size innerduct seals, clamps and carrier for the innerduct being occupied.

Use the charts on page 110-111 to determine the correct size components for your specific cable and innerduct installation project.

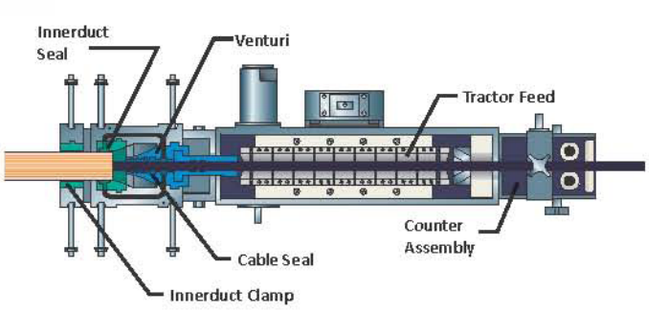

800-245-8339 • georgiaunderground.net

800-245-8339 • georgiaunderground.net

Superior Service & Support

The Condux Fiber Optic Cable Blower is precision manufactured in the USA by Condux International, Inc. Over four decades of technical experience and superior customer service is behind every product sold.



Smart Design, Easy to Operate

Convenient tilting of the Condux Gulfstream 400 Fiber Optic Cable Blower for ease of pouring in lubricant. Easily install cable into rollers, then close and you are ready to start.

Hydraulic & pneumatic controls are ergonomically designed and conveniently located. No special maintenance is required.

CE

Lightweight & Portable, Everything's Inside

The Condux Gulfstream 400 Fiber Optic Cable Blower is extremely easy to handle and transport. The blower and all accessories including hydraulic hoses, cable and conduit packs and seal kits conveniently fit into a lightweight job box with wheels.

GEORGIA UNDERGROUND SUPERSTORE

GEORGIA UNDERGROUND SUPERSTORE

GULFSTREAM™ 400

Belt Tractor Drive

Single belt tractor drive provides for smooth and quiet operation. The belt can be easily removed and replaced making maintenance fast and simple.

Advanced Electronic Controls

Standard system monitors and displays the cable and tractor drive speeds. Will automatically shut off the blower in these conditions:

- Over pressure limit
- Slippage
- Over-speed
- Cable stoppage



Hinged Air Block & Conduit Clamp

The Condux Fiber Optic Cable Blower features a hinged air block and a hinged conduit clamp that are easily secured and opened with the use of a ratchet.

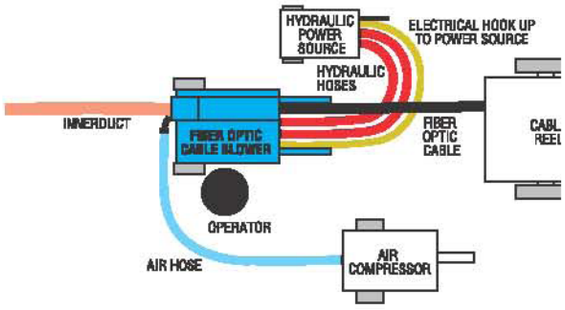

Dual Power System

Designed to operate with two power supplies that work in tandem in order to produce the most steady, efficient and reliable power to blow cable. A hydraulically-powered tractor drive supplements the pressurized air force, thus decreasing the CFM requirements of the air compressor. This means greater cable blowing efficiency using a much smaller air compressor.

800-245-8339 • georgiaunderground.net

800-245-8339 • georgiaunderground.net

GULFSTREAM™ 400

The Condux Gulfstream™ 400 Fiber Optic Cable Blower is easy to order. The base unit comes complete with a job box, hydraulic hoses and everything listed below in the "Common Parts Package." Complete the order by specifying the cable pack(s) and duct pack(s) necessary to meet your exact job requirements. See pages 110-111 for full descriptions. You may order additional cable and duct packs at any time.

Part No.	Description
08782000	Fiber Optic Cable Blower
08782000INTL	Fiber Optic Cable Blower w/ Int'l Fittings
08782010	Fiber Optic Cable Blower Package 1A (includes Cable Packs #1-4 and Duct Packs #2-5)
08782008	Fiber Optic Cable Blower Package 1B (includes Cable Packs #1-4 and Duct Packs #4, 5, 6)

Mechanical Version (No Electronic Control Box or Sensors)

Part No.	Description
08782004	Fiber Optic Cable Blower
08782004INTL	Fiber Optic Cable Blower w/Int'l Fittings
08782046	Fiber Optic Cable Blower Package 2A (includes Cable Packs #1-4 and Duct Packs #2-5)
08782048	Fiber Optic Cable Blower Package 2B (includes Cable Packs #1-4 and Duct Packs #4, 5, 6)
08782054	Fiber Optic Cable Blower Package 2C (includes Cable Packs #1-4 and Duct Packs #9, 10, 14)
08782056	Fiber Optic Cable Blower Package 2D (includes Cable Packs #1-4 and Duct Packs #14, 15, 17)

Select your Cable Pack(s): (minimum one required)

Part No.	Description
08780393	Cable Pack #1 — 0.23-0.34 in (5.8-8.8 mm)
08780394	Cable Pack #2 — 0.35-0.60 in (8.9-15.2 mm)
08780395	Cable Pack #3 — 0.61-0.85 in (15.3-21.6 mm)
08780396	Cable Pack #4 — 0.86-1.13 in (21.7-28.7 mm)
08781117	Cable Pack #5 — 10.4 x 5.5 mm (Nylatron Venturi for flat fiber cables)
08781118	Cable Pack #6 — 15.2 x 6.7 mm (Nylatron Venturi for flat fiber cables)

Select your Duct Pack(s): (minimum one required)

Part No.	Description
08780795	Duct Pack #1 — .5" SDR 11/13.5
08780680	Duct Pack #2 — .75" SDR 11/13.5
08780386	Duct Pack #3 — 1" SDR 11/13.5
08780392	Duct Pack #4 — 1.25" SDR 11/13.5
08780397	Duct Pack #5 — 1.5" SDR 11/13.5
08780930	Duct Pack #6 — 2" SDR 11/13.5
08781120	Duct Pack #7 — 20 mm
08781153	Duct Pack #8 — 22 mm
08780240	Duct Pack #9 — 25 mm
08780385	Duct Pack #10 — 32 mm
08780387	Duct Pack #11 — 36 mm
08780388	Duct Pack #12 — 37 mm
08780389	Duct Pack #13 — 1.25" TRUE
08780390	Duct Pack #14 — 40 mm
08780391	Duct Pack #15 — 42 mm
08780545	Duct Pack #16 — 44 mm
08780575	Duct Pack #17 — 50 mm

Common Parts Package: (included with all blower units)

Part Number	Description
02290222	Small Case w/foam Insert
02284600	Small Divided Case w/Parts Label
08780126	O-Ring Seal Kit
02286416	2 Pin Extension Cord
08230800	Canvas Bag
08017000	5/8" x 600 lb Swivel (16 mm x 2,669 N)
08780424	Capscrew Set (12-M04-07)

Condux Gulfstream™ 400 Fiber Optic Cable Blower on top of the job box.

Cable and Duct Packs

Cable Packs include Cable Grips (for end of cable), Pneumatic Venturies and Cable Seals. See page 111 for ordering information.



Duct Packs include Cable Grip (for end of innerduct), Cable Carrier, Innerduct Clamps, Innerduct Seals, Innerduct Pulling Eye & Foam Carriers. See page 110 for ordering information.



Part Number	Description
08761248	Power Cord Assembly Lighter Plug
02289620	Wrench, 3/4"
02290168	Standard & Metric Hex Key Set
02283800	Hex Ball Driver 3/32"
02288787	Hex Ball-Point Driver 2.5mm
02291090	9/16" Comb-Ratchet Wrench
08780223	Venturi Air Plug (Seal Disk)

GEORGIA UNDERGROUND SUPERSTORE

GULFSTREAM™ 400 DUCT PACKS

Gulfstream 400 & Mini-Blower Pusher Duct Packs

Pack	Duct Pack		Duct Clamp		Duct Seal		Carrier		Foam Carrier		Cable Grip		Innerduct Eye
	Duct Size	Part Number	Duct OD (mm)	Part Number	Duct OD (mm)	Part Number	Carrier OD (mm)	Part Number	Carrier OD (mm)	Part Number	Duct OD (mm)	Part Number	Part Number and ID Range (mm)
1	1/2" SDR 11-13.5	08780795 Pack #1	0.84" (21.30)	08780791	0.84" (21.30)	08780786	0.688" (17.50)	08780793	0.75" (19.0)	08078300	.75-.99" (19-25)	08643131 033-03-012	08913342 .71-.77" (18-20)
2	3/4" SDR 11-13.5	08780680 Pack #2	1.050" (26.6)	08780682	1.050" (26.6)	08780685	0.75" (19.0)	08780690	0.75" (19.0)	08078300	1.00-1.24" (25.4-31.5)	08643137 033-03-013	08761840 .71-.87" (18-22)
3	1" SDR 11/13.5	08780386 Pack #3	1.315" (33.4)	08780369	1.315" (33.4)	08780307	1.121" (28.5)	08761250	1.25" (31.8)	08761439	1.25-1.49" (32-38)	08643143 033-03-015	08913343 .75-1.00" (19-25)
4	1.25" SDR 11/13.5	08780392 Pack #4	1.660" (42.2)	08780375	1.660" (42.2)	08780051	1.414" (35.9)	08761255	1.50" (38.1)	08761440	1.50-1.99" (38.1-50.5)	08643149 033-03-016	08761842 1.06-1.43" (27-37)
5	1.5" SDR 11/13.5	08780397 Pack #5	1.900" (48.3)	08780404	1.900" (48.3)	08780398	1.618" (41.1)	08761260	1.75" (44.5)	08761441	1.50-1.99" (38.1-50.5)	08643149 033-03-016	08761844 1.37-1.68" (35-43)
6	2" SDR 11/13.5	08780930 Pack #6	——	——	——	——	2.023" (51.4)	08761265	2.00" (50.8)	08761442	2.00-2.49" (50.8-63.2)	08643155 033-03-017	08761846 1.80-2.19" (46-56)
7	20mm	08781120 Pack #7	0.787" (20.0)	08781122	0.787" (20.0)	08781121	0.688" (17.5)	08780793	1.00" (25.4)	08761444	.75-.99" (19.0-25.1)	08643131 033-03-017	08914007 .551-.813" (14-20)
8	22mm	08781153 Pack #8	.866" (22.0)	08781154	.866" (22.0)	08781155	0.688" (17.5)	08780793	1.00" (25.4)	08761444	.75-.99" (19.0-25.1)	08643131 033-03-012	08914007 .551-.813" (14-20)
9	25mm	08780240 Pack #8	0.984" (25.0)	08780099	0.984" (25.0)	08780134	0.787" (20.0)	08780230	1.25" (31.8)	08761439	1.25-1.49" (31.8-37.8)	08643137 033-03-013	08761840 .71-.87" (18-22)
10	32mm	08780385 Pack #9	1.260" (32.0)	08780368	1.260" (32.0)	08780306	1.063" (27.0)	08761560	1.25" (31.8)	08761439	1.25-1.49" (31.8-37.8)	08643143 033-03-015	08761842 1.06-1.43" (27-37)
11	36mm	08780387 Pack #10	1.417" (36.0)	08780370	1.417" (36.0)	08780308	1.181" (30.0) 1.220" (31.0)	08761643 08761555	1.25" (31.8)	08761439	1.25-1.49" (31.8-37.8)	08643143 033-03-015	08761842 1.06-1.43" (27-37)
12	37mm	08780388 Pack #11	1.457" (37.0)	08780371	1.457" (37.0)	08780309	1.220" (31.0)	08761555	1.25" (31.8)	08761439	1.25-1.49" (31.8-37.8)	08643143 033-03-015	08761842 1.06-1.43" (27-37)
13	1.25" TRUE	08780389 Pack #12	1.500" (38.1)	08780372	1.500" (38.1)	08780333	1.250" (31.7)	08761670	1.50" (38.1)	08761440	1.25-1.49" (31.8-37.8)	08643143 033-03-015	08761842 1.06-1.43" (27-37)
14	40mm	08780390 Pack #13	1.575" (40.0)	08780373	1.575" (40.0)	08780334	1.299" (33.0)	08761525	1.50" (38.1)	08761440	1.50-1.99" (38.1-50.5)	08643149 033-03-016	08761842 1.06-1.43" (27-37)
15	42mm	08780391 Pack #14	1.653" (42.0)	08780374	1.653" (42.0)	08780335	1.378" (35.0)	08761660	1.50" (38.1)	08761440	1.50-1.99" (38.1-50.5)	08643149 033-03-016	08761844 1.37-1.68" (35-43)
16	44mm	08780545 Pack #15	1.732" (44.0)	08780546	1.732" (44.0)	08780547	1.496" (38.0)	08761786	1.50" (38.1)	08761440	1.50-1.99" (38.1-50.5)	08643149 033-03-016	08761844 1.37-1.68" (35-43)
17	50mm	08780575 Pack #16	1.969" (50.0)	08780435	1.969" (50.0)	08780431	1.606" (40.0)	08761579	2.00" (50.8)	08761442	1.50-1.99" (38.1-50.5)	08643149 033-03-016	08761844 1.37-1.68" (35-43)

800-245-8339 • georgiaunderground.net

Gulfstream 400 Cable Packs

Cable Pack: Gulfstream 400								
	Cable Pack		Venturi		Cable Seal		Cable Grip	
Pack	Cable OD	Part Number	Cable OD	Part Number	Cable OD	Part Number	Cable OD	Part Number
1	0.23" - 0.34" (5.8 - 8.8mm)	08780393 (Pack#1)	0.23" - 0.34" (5.8 - 8.8mm)	08780281	0.23" - .028" (5.8 - 7.2mm)	08780406	0.21" - 0.35" (5.3 - 8.9mm)	08643754 033-29-1194
					0.29" - 0.34" (7.3mm - 8.8mm)	08780407		
2	0.35" - 0.60" (8.9 - 15.2mm)	08780394 (Pack#2)	0.35" - 0.48" (8.9 - 12.2mm)	08781115	0.35" - 0.42" (8.9 - 10.7mm)	08761424	0.32" - 0.48" (8.1 - 12.2mm)	08643755 033-29-1195
					0.43" - 0.48" (10.8 - 12.2mm)	08761425		
			0.49" - 0.60" (12.3 - 15.2mm)	08781116	0.49" - 0.55" (12.3 - 14.0mm)	08761426	0.42" - 0.61" (10.7 - 15.5mm)	08643756 033-29-1196
					0.56" - 0.60" (14.1 - 15.2mm)	08761427		
3	0.61" - 0.85" (15.3 - 21.6mm)	08780395 (Pack#3)	0.61" - 0.73" (15.3 - 18.5mm)	08780284	0.61" - 0.67" (15.3 - 17.0mm)	08761428	0.53" - 0.74" (13.5 - 18.8mm)	08643757 033-29-1197
					0.68" - 0.73" (17.1 - 18.5mm)	08761429		
			0.74" - 0.85" (18.6 - 21.6mm)	08780285	0.74" - 0.79" (18.6 - 20.1)	08761430	0.64" - 0.87" (16.3 - 22.1mm)	08643758 033-29-1198
					0.80" - 0.85" (20.2 - 21.8mm)	08761431		
4	0.86" - 1.13" (21.7 - 28.7mm)	08780396 (Pack#4)	0.86" - 0.97" (8.9 - 12.2mm)	08780286	0.86" - 0.92" (21.7 - 23.4mm)	08761432	0.75" - 1.00" (19.1 - 25.4mm)	08643759 033-29-1199
					0.93" - 0.97" (23.5 - 24.6mm)	08761433		
			0.98" - 1.13" (24.7 - 28.7mm)	08780446	0.98" - 1.04" (24.7 - 26.4mm)	08761434	1.00" - 1.24" (25.4 - 31.5mm)	08643137 033-03-013
					1.05" - 1.13" (26.5 - 28.7mm)	08761435		
5	10.4 x 5.5mm	08781117	(Nylatron venturi for flat fiber cables)					
6	15.2 x 6.7mm	08781118	(Nylatron venturi for flat fiber cables)					

How Much Air?

Pressure

During pressurized blowing applications, as the duct size increases and the pressure remains constant, the pulling force increases geometrically. When used properly, the amount of pulling force placed on the cable by the Condux Fiber Optic Cable Blower cable carrier remains below the cable's recommended maximum pulling tension for two reasons. First, the blower is designed for use with a maximum 2 inch (51 mm) diameter duct. Second, the maximum amount of pressure applied by the blower during installation never exceeds 150 psi (10.3 bar).

At that pressure, with a 2 inch (51 mm) duct, a maximum pulling tension of 482 lbs. (2,145 N) can be generated on the cable by the cable carrier. This is well below the 600 lbs. (2,668 N) recommended maximum pulling tension for most cable types. Ducts smaller than 2 inches (51 mm) or pressures lower than 150 psi (10.3 bar) will result in lower maximum pulling tensions.

Flow

Duct size also determines the compressor flow needed for proper installation. For innerducts from 1–1¼ inches (25–31 mm) in diameter, a 175–275 SCFM (5–8 cu meters/min) compressor is recommended. For innerducts from 1½–2 inches (28–51 mm) in diameter, a 275–375 SCFM (8–11 cu meters/min) compressor is recommended. Compressor flow should be doubled if the distance exceeds 6,000–8,000 feet (1.8–2.4 km).

GEORGIA UNDERGROUND SUPERSTORE

GULFSTREAM™ 400 MICRODUCT ACCESSORIES

Multiple Micro Duct Installation Kits

Condux Multiple Micro Duct Installation Kits allow you to install up to 5 - 10/8 micro ducts, 4 - 12/10 micro ducts or 4 - 12.7 micro ducts into an existing innerduct, when used with the Condux Gulfstream™ 400 Fiber Optic Cable Blower.

Part Number	Description
08780710	10/8 Multiple Micro Duct Installation Kit
08780712	12/10 Multiple Micro Duct Installation Kit
08780770	12.7 Multiple Micro Duct Installation Kit
08780723	Flat Belt for Flat Fiber

10/8 Kit

Part No.	Qty	Description
08645705	1	(1) Cable Grip
08780720	1	(1) Lower Belt
08780721	1	(1) Upper Belt
08780724	1	(1) Rear Guide Assembly
08780735	1	(1) 5-Hole Venturi
08780739	1	(3) Venturi Plugs
08780740	1	(5) Duct-Fill Plugs
08780741	1	(5) Duct-Cap Plugs
08780742	1	(1) Rear Guide
08780748	1	(5) Proofing Balls

12/10 Kit

Part No.	Qty	Description
08645705	1	(1) Cable Grip
08780722	1	(1) Lower Belt
08780722	1	(1) Upper Belt
08780724	1	(1) Rear Guide Assembly
08780725	1	(1) 4-Hole Venturi
08780729	1	(3) Venturi Plugs
08780730	1	(4) Duct-Fill Plugs
08780731	1	(4) Duct-Cap Plugs
08780732	1	(1) Rear Guide
08780750	1	(5) Proofing Balls

12.7 Kit

Part No.	Qty	Description
08645705	1	(1) Cable Grip
08780722	1	(1) Lower Belt
08780722	1	(1) Upper Belt
08780724	1	(1) Rear Guide Assembly
08780732	1	(1) Rear Guide
08780750	1	(5) Proofing Balls
08780771	1	(1) 4-Hole Venturi
08780772	1	(3) Venturi Plugs
08780774	1	(4) Duct-Cap Plugs
08780776	1	(4) Duct-Fill Plugs

NOTE: ( ) Quantities included per set.

Kit Includes:
Pressure gauge
Universal claw adapter

Micro Duct Pressure Gauge Kit

Use the Micro Duct Pressure Gauge Kit in conjunction with Air Valve Plugs for pressurizing Micro Duct to prevent kinking and crushing during installation.

Part Number	Description
08780705	Micro Duct Pressure Gauge

Micro Duct Packs: Gulfstream™ 400 & Mini-Blower/Pusher

Duct Size OD (MM)	Part Number	Duct Clamp	Duct Seal	Innerduct Eye	
				ID Range	P/N
10	08764140	08764142	08764143	5 - 9mm	08913547
12	08764110	08764112	08764113	10 - 13mm	08913545
12.7	08764150	08764151	08764153	10 - 13mm	08913545
14	08764120	08764122	08764123	10 - 13mm	08913545
16	08764130	08764132	08764133	10 - 13mm	08913545
18	08781110	08781106	08781101	13 - 15mm	08913538
20	08781120	08781122	08781121	14 - 20.65mm	08914007

800-245-8339 • georgiaunderground.net

GULFSTREAM™ 400 MICRODUCT ACCESSORIES

Cable Packs for Micro Fiber: Gulfstream™ 400

Pack	Cable Pack		Venturi		Cable Seal		Cable Grip
	Cable OD	P/N	Cable OD	P/N	Cable OD	P/N	Part Number
1	0.23" - 0.34" (5.8mm - 8.8mm)	08780393	0.23" - 0.34" (5.8 - 8.8)	08780281	0.23" - 0.28" (5.8 - 7.2)	08780406	08643754 033-29-1194
					0.29" - 0.34" (7.3 - 8.8)	08780407	
2	0.35" - 0.60" (8.9mm - 15.2mm)	08780394	0.35" - 0.48" (8.9 - 12.2)	08781115	0.35" - 0.42" (8.9 - 10.7)	08761424	08643755 033-29-1195
					0.43" - 0.48" (10.8 - 12.2)	08761425	
			0.49" - 0.60" (12.3 - 15.2)	08781116	0.49" - 0.55" (12.3 - 14.0)	08761426	08643756 033-29-1196
					0.56" - 0.60" (14.1 - 15.2)	08761427	

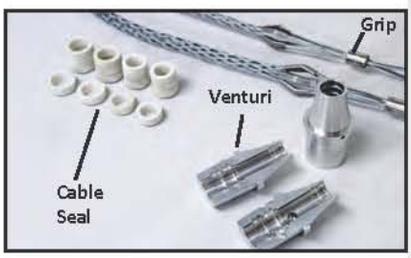

Y-Block

The Condux "Y"-Block is designed for installing a micro duct or fiber cable into an existing occupied duct, when coupled to the Condux Fiber Optic Cable Blower.

Part No.	Description
08782300	Y-Block Kit



Y-Block Duct Packs (sold separately)

(Each duct pack comes with 2-seals & 2-clamps).

Y Block Kit Includes:

Part No.	Description	QTY
02288787	2.5mm Hex Ball Driver	1
02291090	9/16" Comb-Ratchet	1
08761868	Cable Shuttle 1¼"	1
08761869	Cable Shuttle 1½"	1
08780126	Seal Kit Replacement	1
08780424	Machine Screws Kit	1

Part No.	Description	QTY
08782316	Block, Cable Seal SM	1
08782317	Block, Cable Seal LG	1
08782319	Manual	1
08782318	Deluxe Y-block Case Foam	1
02290222	Molded Storage Case	1

Part Number	Description	Duct OD
08782302	Y Block Duct Pack - 1.00"	1.315"
08782304	Y Block Duct Pack - 1.25"	1.660"
08782306	Y Block Duct Pack - 1.50"	1.900"
08782308	Y Block Duct Pack - 2.00"	2.375"
08782324	Y Block Duct Pack - 25mm	25mm
08782326	Y Block Duct Pack - 32mm	32mm
08782328	Y Block Duct Pack - 40mm	40mm
08782330	Y Block Duct Pack - 50mm	50mm

Features & Benefits

- Portable
- Easy to Use
- Duct Range 1.315" – 2.375" (33mm - 60mm) OD
- Cable Seal Range 0.35" –0.90" (9mm - 23mm) OD
- Aluminum Construction
- Built-in Carrying Handles
- Canvas Storage Bag

GEORGIA UNDERGROUND SUPERSTORE

MINI-BLOWER PUSHER



Mini-Blower/Pusher

The Mini-Blower/Pusher from Condux is the lightweight, portable solution for easy installation of micro fiber and traditional fiber optic cable. The compact unit is ideally suited for your most difficult job sites and "last mile" fiber installations. An updated design has made operation easier than ever.

Backed by years of fiber blowing experience, the Mini-Blower/Pusher is designed for the installation of fiber optic cables with diameters from 0.23" (5.8 mm) to 0.50" (12.7 mm) into micro duct 10 mm to 18 mm or traditional duct from 0.50" (12.7 mm) to 2" (50.8 mm).

Part Number	Description
08780800	Mini-Blower/Pusher
08780801	Mini-Blower/Pusher Job Box with Kit for 12 mm & 12.7 mm duct and includes cable packs 1 & 2 in the Mini-Blower/Pusher cable pack chart on page 115 (08780802, 08780804)
08780865	Mini-Blower/Pusher Job Box with Kit for ¾" & 1¼" duct and includes cable packs 1, 2 & 3 in the Mini-Blower/Pusher cable pack chart on page 115 (08780802, 08780804, 08780806)
08780860	Job Box Only

Replacement Parts

Part Number	Description
08081320	Flat Roller for Flat Fiber
08081319	V-Grooved Roller Bottom
08081313	Top Roller Sleeve

! See pages 115 for Cable Packs and Duct Packs.

Heavy Duty Tripod

The Mini-Blower/Pusher mounts easily to the surveyor style tripod, which adds stability and versatility to fiber optic cable installations.

Part Number	Description
08780850	Heavy Duty Tripod

800-245-8339 • georgiaunderground.net

MINI-BLOWER PUSHER ACCESSORIES

Cable Packs: Mini-Blower/Pusher

Pack	Cable Pack		Venturi		Cable Seal	
	Cable OD	Part Number	Cable OD	Part Number	Cable OD	Part Number
1	0.23" - 0.34" (5.8mm - 8.8mm)	08780802	0.23" - 0.34" (5.8 - 8.8)	08780803	0.23" - 0.28" (5.8 - 7.2)	08780406
					0.29" - 0.34" (7.3 - 8.8)	08780407
2	0.35" - 0.48" (8.9mm - 12.2mm)	08780804	0.35" - 0.48" (8.9 - 12.2)	08780805	0.35" - 0.42" (8.9 - 10.7)	08761424
					0.43" - 0.48" (10.8 - 12.2)	08761425
3	0.49" - 0.60" (12.3mm - 15.2mm)	08780806	0.49" - 0.60" (12.3 - 15.2)	08780807	0.49" - 0.55" (12.3 - 14.0)	08761426
					0.56" - 0.60" (14.1 - 15.2)	08761427
4	(10.4mm x 5.5mm)	08781117	Nylatron Venturi for Flat Fiber Optic Cables			
5	(15.2mm x 6.7mm)	08781118	Nylatron Venturi for Flat Fiber Optic Cables			

Micro Duct Packs: Gulfstream 400 & Mini-Blower/Pusher

Duct Size OD (MM)	Part Number	Duct Clamp	Duct Seal	Innerduct Eye	
				ID Range	P/N
10	08764140	08764142	08764143	5 - 9mm	08913547
12	08764110	08764112	08764113	10 - 13mm	08913545
12.7	08764150	08764151	08764153	10 - 13mm	08913545
14	08764120	08764122	08764123	10 - 13mm	08913545
16	08764130	08764132	08764133	10 - 13mm	08913545
18	08781110	08781106	08781101	13 - 15mm	08913538
20	08781120	08781122	08781121	14 - 20.65mm	08914007

GEORGIA UNDERGROUND SUPERSTORE

MINI-BLOWER/PUSHER DUCT PACKS

Gulfstream 400 & Mini-Blower Pusher Duct Packs

Pack	Duct Pack		Duct Clamp		Duct Seal		Carrier		Foam Carrier		Cable Grip		Innerduct Eye
	Duct Size	Part Number	Duct OD (mm)	Part Number	Duct OD (mm)	Part Number	Carrier OD (mm)	Part Number	Carrier OD (mm)	Part Number	Duct OD (mm)	Part Number	Part Number and ID Range (mm)
1	1/2" SDR 11-13.5	08780795 Pack #1	0.84" (21.30)	08780791	0.84" (21.30)	08780786	0.688" (17.50)	08780793	0.75" (19.0)	08078300	.75-.99" (19-25)	08643131 033-03-012	08913342 .71-.77" (18-20)
2	3/4" SDR 11-13.5	08780680 Pack #2	1.050" (26.6)	08780682	1.050" (26.6)	08780685	0.75" (19.0)	08780690	0.75" (19.0)	08078300	1.00-1.24" (25.4-31.5)	08643137 033-03-013	08761840 .71-.87" (18-22)
3	1" SDR 11/13.5	08780386 Pack #3	1.315" (33.4)	08780369	1.315" (33.4)	08780307	1.121" (28.5)	08761250	1.25" (31.8)	08761439	1.25-1.49" (32-38)	08643143 033-03-015	08913343 .75-1.00" (19-25)
4	1.25" SDR 11/13.5	08780392 Pack #4	1.660" (42.2)	08780375	1.660" (42.2)	08780051	1.414" (35.9)	08761255	1.50" (38.1)	08761440	1.50-1.99" (38.1-50.5)	08643149 033-03-016	08761842 1.06-1.43" (27-37)
5	1.5" SDR 11/13.5	08780397 Pack #5	1.900" (48.3)	08780404	1.900" (48.3)	08780398	1.618" (41.1)	08761260	1.75" (44.5)	08761441	2.00-2.49" (50.8-63.2)	08643155 033-03-017	08761844 1.37-1.68" (35-43)
6	2" SDR 11/13.5	08780930 Pack #6	———	———	———	———	2.023" (51.4)	08761265	2.00" (50.8)	08761442	2.00-2.49" (50.8-63.2)	08643155 033-03-017	08761846 1.80-2.19" (46-56)
7	20mm	08781120 Pack #7	0.787" (20.0)	08781122	0.787" (20.0)	08781121	0.688" (17.5)	08780793	1.00" (25.4)	08761444	.75-.99" (19.0-25.1)	08643131 033-03-017	08914007 .551-.813" (14-20)
8	22mm	08781153 Pack #8	.866" (22.0)	08781122	.866" (22.0)	08781121	0.688" (17.5)	08780793	1.00" (25.4)	08761444	.75-.99" (19.0-25.1)	08643131 033-03-012	08914007 .551-.813" (14-20)
9	25mm	08780240 Pack #8	0.984" (25.0)	08780099	0.984" (25.0)	08780134	0.787" (20.0)	08780230	1.25" (31.8)	08761439	1.25-1.49" (31.8-37.8)	08643143 033-03-015	08761840 .71-.87" (18-22)
10	32mm	08780385 Pack #9	1.260" (32.0)	08780368	1.260" (32.0)	08780306	1.063" (27.0)	08761560	1.25" (31.8)	08761439	1.25-1.49" (31.8-37.8)	08643143 033-03-015	08761842 1.06-1.43" (27-37)
11	36mm	08780387 Pack #10	1.417" (36.0)	08780370	1.417" (36.0)	08780308	1.181" (30.0) 1.220" (31.0)	08761643 08761555	1.25" (31.8)	08761439	1.25-1.49" (31.8-37.8)	08643143 033-03-015	08761842 1.06-1.43" (27-37)
12	37mm	08780388 Pack #11	1.457" (37.0)	08780371	1.457" (37.0)	08780309	1.220" (31.0)	08761555	1.25" (31.8)	08761439	1.25-1.49" (31.8-37.8)	08643143 033-03-015	08761842 1.06-1.43" (27-37)
13	1.25" TRUE	08780389 Pack #12	1.500" (38.1)	08780372	1.500" (38.1)	08780333	1.250" (31.7)	08761670	1.50" (38.1)	08761440	1.25-1.49" (31.8-37.8)	08643143 033-03-015	08761842 1.06-1.43" (27-37)
14	40mm	08780390 Pack #13	1.575" (40.0)	08780373	1.575" (40.0)	08780334	1.299" (33.0)	08761525	1.50" (38.1)	08761440	1.50-1.99" (38.1-50.5)	08643149 033-03-016	08761842 1.06-1.43" (27-37)
15	42mm	08780391 Pack #14	1.653" (42.0)	08780374	1.653" (42.0)	08780335	1.378" (35.0)	08761660	1.50" (38.1)	08761440	1.50-1.99" (38.1-50.5)	08643149 033-03-016	08761842 1.06-1.43" (27-37)
16	44mm	08780545 Pack #15	1.732" (44.0)	08780546	1.732" (44.0)	08780547	1.496" (38.0)	08761786	1.50" (38.1)	08761440	1.50-1.99" (38.1-50.5)	08643149 033-03-016	08761842 1.06-1.43" (27-37)
17	50mm	08780575 Pack #16	1.969" (50.0)	08780435	1.969" (50.0)	08780431	1.606" (40.0)	08761579	2.00" (50.8)	08761442	1.50-1.99" (38.1-50.5)	08643149 033-03-016	08761844 1.37-1.68" (35-43)

800-245-8339 • georgiaunderground.net

Innerduct Eyes for Micro Duct

Tapered buttress threads into the micro duct for maximum pulling strength.

Part Number	Description
08913547	Innerduct Eyes for Micro Duct (5-9 mm ID)
08913545	Innerduct Eyes for Micro Duct (10-13 mm ID)
08913538	Innerduct Eyes for Micro Duct (13-15 mm ID)

Multiple Pulling Harness for Micro Duct Installation

Six leg harness with 3-inch separation between legs for installing micro duct into existing innerduct.

Part Number	Description	Load Rating
08549350	Multiple Pulling Harness	550lbs (2,446 N)



Micro Fiber Carrier Kit

Designed to attach to the central strength member (CSM) of the cable. The seals are sized to accommodate the proper ID duct size for maximization of the blowing distances and create an airtight seal in the duct.

Part Number	Description
08764090	Micro Fiber Carrier Kit

Polywater® Prelube 5000™

Polywater® Prelube 5000™ is more concentrated than the Prelube 2000™. It is intended for blowing microcable into small diameter microtubes. The improved chemistry allows this product to spread further and reduce friction levels. The lower viscosity allows practical application into the microtubes.

Part Number	Description	Case Lots
08230675	Polywater® Prelube 5000™	6/case

PSI Shuttles

These unique, flexible shuttles are available in triple parachute configuration, making rope, pull tape and fiber optic cable installation in occupied duct a breeze. These shuttles can be used on their own or in series allowing for up to six parachutes to capture the air within the conduit, which can help increase installation distances. The parachutes collapse without constant air pressure allowing for easy pullback.

Part Number	Duct Size (in)	Duct Size (mm)
08761868	1.00-1.25	25-32
08761869	1.50-2.00	38-50

GEORGIA UNDERGROUND SUPERSTORE

GULFSTREAM™ 300

Gulfstream™ 300 Micro Fiber Blower

The Gulfstream 300 is an effective and economical approach to middle mile fiber installations. Able to install fiber optic cable ranging in size from 3mm to 10mm into duct from 7mm to 18mm, the Gulfstream 300 offers the portability, convenience and power for standard middle mile projects in a cost effective package. Weighing just 10 lbs. (4.54 kg), the Gulfstream 300 is easily transported and can be mounted on a tripod for optimum productivity.

Gulfstream™ 300 Micro Fiber Blower Complete Kit

Includes all duct packs and cable seals along with all other parts and accessories shown here.

Part Number	Description
08783500	Gulfstream 300™ Micro Fiber Blower Complete Kit (120v)*
08783500-EU	Gulfstream 300™ Micro Fiber Blower Complete Kit (240v)*
08783501	Gulfstream 300™ Micro Fiber Blower Kit (120v) less Duct Pack and Seals*
08783501-EU	Gulfstream 300™ Micro Fiber Blower Kit (240v) less Duct Pack and Seals*

* other plug options available - specify when ordering

Plug Options

Part Number	Description
02279300	Plug, Elec 220/240V 16 Amp Type F
02279301	Plug, Elec 220/240V 10 Amp Type J
02279310	Plug, Elec 220/240V 13 Amp Type G
02279320	Plug, Elec 220/240V 15 Amp Type I
02279335	Plug, Elec 220/240V 15 Amp Type M
02279340	Plug, Elec 220/240V 16 Amp Type H
02291238	Plug, Elec 220/240V 10 Amp Type N

Common Parts Package

08783515 **Common Parts Kit** (Includes the following):

Part Number	QTY	Description
02290961	1	Plastic Case
02291020	1	Hex Key Set
08783001	1	Small V-Groove Belt (Orange)
08783076	1	Seal Kit
08783519	1	O-Ring Kit (qty 5)
08783543	1	Large V-Groove Belt (Green)

Blower Size

- Dimensions: 6" (h) x 8" (w) x 11"(l)
  152mm (h) x 203mm (w) x 279mm(l)
- Weight: 10lbs/4.54kg

Microduct Range

- 7 – 18mm
- Built in clamping system with interchangeable seals

Fiber Cable Range

- 3 – 10mm

Power System

- Electric drive motor
- 36v Cordless Battery or AC Power Supply (optional)

Drive

- Belt drive
- Maximum push force of 30lbs (134N)
- Speed: 0-150fpm (0 – 45mpm)

Controls

- Forward/reverse switch
- Speed control to regulate motor speed
- Emergency stop button for instant shutdown
- Screen that monitors speed, distance and life counter
- Push force set control (crash test kick out)

Force and Flow

- Air connections: 3/8" EU or US Coupling
- Air Pressure Requirements (BAR)*: 10-15 Bar
- Air Pressure Requirements (PSI)*: 150-205 PSI
- Flow Requirements (CMM)*: 0.5-1.5 CMM
- Flow Requirements (CFM)*: 10-35 CFM

*Air pressure and flow requirements depends on the size of duct and the size of fiber being installed into that duct.

800-245-8339 • georgiaunderground.net

Gulfstream™ 300
Micro Fiber Blower Replacement Parts

Replacement Cable Seals

Part Number	Description
08783644	3.0mm Cable Seal Kit (6pcs)
08783737	3.25mm Cable Seal Kit* (6pcs)
08783645	3.5mm Cable Seal Kit (6pcs)
08783739	3.75mm Cable Seal Kit* (6pcs)
08783646	4.0mm Cable Seal Kit (6pcs)
08783741	4.25mm Cable Seal Kit* (6pcs)
08783647	4.5mm Cable Seal Kit (6pcs)
08783743	4.75mm Cable Seal Kit* (6pcs)
08783648	5.0mm Cable Seal Kit (6pcs)
08783649	5.5mm Cable Seal Kit (6pcs)
08783650	6.0mm Cable Seal Kit (6pcs)
08783651	6.5mm Cable Seal Kit (6pcs)
08783652	7.0mm Cable Seal Kit (6pcs)
08783653	7.5mm Cable Seal Kit (6pcs)
08783654	8.0mm Cable Seal Kit (6pcs)
08783655	8.5mm Cable Seal Kit (6pcs)
08783656	9.0mm Cable Seal Kit (6pcs)
08783657	9.5mm Cable Seal Kit (6pcs)
08783658	10.0mm Cable Seal Kit (6pcs)
08783659	10.5mm Cable Seal Kit (6pcs)
08783660	Cable Seal Kit Blanks (6pcs)

** Not included in Gulstream 300 blower kit*



Replacement Duct Packs

Part Number	Description
08783631	7.0mm Duct Pack Assembly (includes 10 O-Rings)
08783632	8.0mm Duct Pack Assembly (includes 10 O-Rings)
08783633	8.5mm Duct Pack Assembly (includes 10 O-Rings)
08783634	10.0mm Duct Pack Assembly (includes 10 O-Rings)
08783635	12.0mm Duct Pack Assembly (includes 10 O-Rings)
08783636	12.7mm Duct Pack Assembly (includes 10 O-Rings)
08783637	14.0mm Duct Pack Assembly (includes 10 O-Rings)
08783638	16.0mm Duct Pack Assembly (includes 10 O-Rings)
08783639	18.0mm Duct Pack Assembly (includes 10 O-Rings)

Replacement O-Rings

Part Number	Description
08783192	7.0mm Duct O-Ring Kit (12pcs)
08783193	8.0mm Duct O-Ring Kit (12pcs)
08783194	8.5mm Duct O-Ring Kit (12pcs)
08783195	10.0mm Duct O-Ring Kit (12pcs)
08783196	12.0mm Duct O-Ring Kit (12pcs)
08783197	12.7mm Duct O-Ring Kit (12pcs)
08783641	14.0mm Duct O-Ring Kit (12pcs)
08783642	16.0mm Duct O-Ring Kit (12pcs)
08783643	18.0mm Duct O-Ring Kit (12pcs)

Gulfstream™ 300
Micro Fiber Blower Optional Accessories

Part Number	Description
02290383	Adjustable HD Tripod
08783589	AC Power Supply Option - US
08783590	AC Power Supply Option - Intl (comes with standard EU plug)
02290957	36V Dewalt Li-Ion Battery
02290969	36V Dewalt Li-Ion CE Battery
08783392	GS300 Flow Regulator Kit
08783393	GS300 Flow Regulator Kit - Int'l Fittings
08783301	GS300 Proof/Pressure Test Kit
08785000	35 CFM (1.5 CMM) Air Compressor
08785002	35 CFM (1.5 CMM) Air Compressor - Int'l Fittings

GEORGIA UNDERGROUND SUPERSTORE

GULFSTREAM™ 200

Gulfstream™ 200 Micro Fiber Blower

The Gulfstream 200 micro fiber blower is designed for FTTx and Enterprise micro fiber cable installation projects. The self-contained Gulfstream 200 combines the push force of a small electric motor driven belt drive with compressed air to quickly and easily install microfiber cables from 2 mm to 5.5 mm in diameter into microduct ranging in size from 5 mm to 12.7 mm, at speeds up to 165 feet per minute!

The unit's machined aluminum construction provides a lightweight profile with long life and durability. The Gulfstream 200's compact size and convenient carrying case allow for easy transport between job sites.

Gulfstream™ 200 Micro Fiber Blower Complete Kit

Part Number	Description
08783050	Gulfstream 200™ Micro Fiber Blower Complete Kit (120v)*
08783050-EU	Gulfstream 200™ Micro Fiber Blower Complete Kit (240v)*
08783050-01	Gulfstream 200™ Micro Fiber Blower Kit (120v) less Duct Pack and Seals*
08783050-01EU	Gulfstream 200™ Micro Fiber Blower Kit (240v) less Duct Pack and Seals*

* other plug options available - specify when ordering

Plug Options

Part Number	Description
02279300	Plug, Elec 220/240V 16 Amp Type F
02279301	Plug, Elec 220/240V 10 Amp Type J
02279310	Plug, Elec 220/240V 13 Amp Type G
02279320	Plug, Elec 220/240V 15 Amp Type I
02279335	Plug, Elec 220/240V 15 Amp Type M
02279340	Plug, Elec 220/240V 16 Amp Type H
02291238	Plug, Elec 220/240V 10 Amp Type N

Common Parts Package

08783233 **Common Parts Kit** (Includes the following):

Part Number	QTY	Description
02291020	1	Hex Key Set
08783054	1	Plastic Case
08783069	1	Flat Belt (Orange)
08783076	1	Seal Kit
08783077	1	O-Ring Kit (5pcs)
08783259	1	Cable Seal Kit Blanks (6pcs)
08783543	1	Large V-Groove Belt (Green)

Blower Size

- Dimensions: 8" (h) x 6" (w) x 4"(l)
  203mm (h) x 152mm (w) x 101mm(l)
- Weight: 5lbs/2.27kg

Microduct Range

- 5 – 12mm
- Built in clamping system with interchangeable seals

Fiber Cable Range

- 2 – 5.5mm

Power System

- Electric drive motor
- Rechargeable battery pack with belt clip
- 12v (US) or 10.8v (EU) Cordless Battery or AC Power Supply (optional)

Drive

- Belt drive
- Maximum push force of 10lbs (45N)
- Speed: 0-165fpm (0 – 50mpm)

Controls

- Forward/reverse switch
- Speed control to regulate motor speed
- Screen that monitors speed, distance and life counter
- Speed & torque control to regulate motor speed

Force and Flow

- Air connections: 1/4" EU or US Coupling
- Air Pressure Requirements (BAR)*: 10-15 Bar
- Air Pressure Requirements (PSI)*: 150-205 PSI
- Flow Requirements (CMM)*: 0.5-1.5 CMM
- Flow Requirements (CFM)*: 10-35 CFM

*Air pressure and flow requirements depends on the size of duct and the size of fiber being installed into that duct.

800-245-8339 • georgiaunderground.net

Gulfstream™ 200
Micro Fiber Blower Replacement Parts

Replacement Cable Seals

Part Number	Description
08783250	1.5mm Cable Seal Kit (6 pcs)
08783251	2.0mm Cable Seal Kit (6 pcs)
08783252	2.5mm Cable Seal Kit (6 pcs)
08783253	3.0mm Cable Seal Kit (6 pcs)
08783254	3.5mm Cable Seal Kit (6 pcs)
08783255	4.0mm Cable Seal Kit (6 pcs)
08783256	4.5mm Cable Seal Kit (6 pcs)
08783257	5.0mm Cable Seal Kit (6 pcs)
08783258	5.5mm Cable Seal Kit (6 pcs)
08783259	Cable Seal Blanks (6 pcs)

Replacement Duct Packs

Part Number	Description
08783170	5.0mm Duct Pack Assembly (includes 10 O-Rings)
08783171	6.0mm Duct Pack Assembly (includes 10 O-Rings)
08783172	7.0mm Duct Pack Assembly (includes 10 O-Rings)
08783173	8.0mm Duct Pack Assembly (includes 10 O-Rings)
08783174	8.5mm Duct Pack Assembly (includes 10 O-Rings)
08783175	10.0mm Duct Pack Assembly (includes 10 O-Rings)
08783176	12.0mm Duct Pack Assembly (includes 10 O-Rings)
08783177	12.7mm Duct Pack Assembly (includes 10 O-Rings)

Replacement O-Rings

Part Number	Description
08783190	5.0mm Duct O-Ring Kit (12pcs)
08783191	6.0mm Duct O-Ring Kit (12pcs)
08783192	7.0mm Duct O-Ring Kit (12pcs)
08783193	8.0mm Duct O-Ring Kit (12pcs)
08783194	8.5mm Duct O-Ring Kit (12pcs)
08783195	10.0mm Duct O-Ring Kit (12pcs)
08783196	12.0mm Duct O-Ring Kit (12pcs)
08783197	12.7mm Duct O-Ring Kit (12pcs)

Gulfstream™ 200
Micro Fiber Blower Optional Accessories

Part Number	Description
08783095	Tripod with mount
08783085	AC Power Supply Option - US
08783090	AC Power Supply Option - Intl (comes with standard EU plug)
08783055	12V Dewalt Li-Ion Battery
02290858	10.8V Dewalt Li-Ion CE Battery
08783390	GS200 Flow Regulator Kit
08783391	GS200 Flow Regulator Kit - Intl Fittings
08783300	GS200 Proof/Pressure Test Kit
08785000	35 CFM (1.5 CMM) Air Compressor
08785002	35 CFM (1.5 CMM) Air Compressor - Intl Fittings
08783437	Power Cord with Lighter Plug

GEORGIA UNDERGROUND SUPERSTORE

GULFSTREAM™ 150

Gulfstream™ 150 Micro Fiber Blower

The Gulfstream 150 micro fiber blower is designed for FTTx and Enterprise micro fiber cable installation projects. The self-contained Gulfstream 150 combines the push force of a small electric motor driven belt drive with compressed air to quickly and easily install microfiber cables from 1.0mm to 2.5mm in diameter into microduct ranging in size from 5mm to 8.0mm, at speeds up to 375 feet per minute!

The unit's machined aluminum construction provides a lightweight profile with long life and durability. The Gulfstream 150's compact size and convenient carrying case allow for easy transport between job sites.

Gulfstream™ 150 Micro Fiber Blower Complete Kit

Part Number	Description
08783400	Gulfstream 150™ Micro Fiber Blower Complete Kit (120v)*
08783400-EU	Gulfstream 150™ Micro Fiber Blower Complete Kit (240v)*
08783404	Gulfstream 150™ Micro Fiber Blower Kit (120v) less Duct Pack and Seals*
08783404-EU	Gulfstream 150™ Micro Fiber Blower Kit (240v) less Duct Pack and Seals*

* other plug options available - specify when ordering

Plug Options

Part Number	Description
02279300	Plug, Elec 220/240V 16 Amp Type F
02279301	Plug, Elec 220/240V 10 Amp Type J
02279310	Plug, Elec 220/240V 13 Amp Type G
02279320	Plug, Elec 220/240V 15 Amp Type I
02279335	Plug, Elec 220/240V 15 Amp Type M
02279340	Plug, Elec 220/240V 16 Amp Type H
02291238	Plug, Elec 220/240V 10 Amp Type N

Common Parts Package

08783433 Common Parts Kit (Includes the Following):

Part Number	QTY	Description
08783077	1	O-Ring Kit (Qty 5)
02291020	1	Hex Key Set, MM
08783054	1	Plastic Case
08783426	2	Small Groove Belt (Orange)
08783259	1	Blank Cable Seal Kit (Qty 6)
08783076	1	Seal Kit

Blower Size

- Dimensions: 8" (h) x 6" (w) x 4"(l)
  203mm (h) x 152mm (w) x 101mm(l)
- Weight: 5lbs/2.27kg

Microduct Range

- 5 – 8mm
- Built in clamping system with interchangeable seals

Fiber Cable Range

- 1 – 2.5mm

Power System

- Electric drive motor
- Rechargeable battery pack with belt clip
- 12v (US) or 10.8v (EU) Cordless Battery or AC Power Supply (optional)

Drive

- Roller Cover
- Maximum push force of 4.5lbs (20N)
- Speed: 0-375fpm (0 – 115mpm)

Controls

- Screen that monitors speed and distance - life counter
- Forward/Reverse switch
- Speed & torque control to regulate motor speed

Force and Flow

- Air connections: 1/4" EU or US Coupling
- Air Pressure Requirements (BAR)*: 10-15 Bar
- Air Pressure Requirements (PSI)*: 150-205 PSI
- Flow Requirements (CMM)*: 0.5-1.5 CMM
- Flow Requirements (CFM)*: 10-35 CFM

*Air pressure and flow requirements depends on the size of duct and the size of fiber being installed into that duct.

800-245-8339 • georgiaunderground.net

Gulfstream™ 150
Micro Fiber Blower Replacement Parts

Replacement Cable Seals

Part Number	Description
08783448	1.25mm Cable Seal Kit (6pcs)
08783449	1.50mm Cable Seal Kit (6pcs)
08783450	1.75mm Cable Seal Kit (6pcs)
08783451	2.00mm Cable Seal Kit (6pcs)
08783452	2.25mm Cable Seal Kit (6pcs)
08783453	2.50mm Cable Seal Kit (6 pcs)
08783259	Cable Seal Kit Blanks (6pcs)

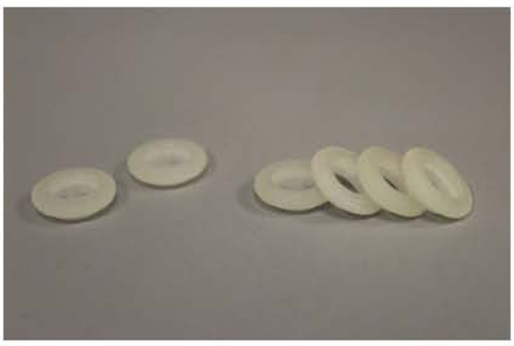

Duct Packs

Part Number	Description
08783170	5.0mm Duct Pack Assembly (includes 10 O-Rings)
08783171	6.0mm Duct Pack Assembly (includes 10 O-Rings)
08783172	7.0mm Duct Pack Assembly (includes 10 O-Rings)
08783173	8.0mm Duct Pack Assembly (includes 10 O-Rings)

Replacement O-Rings

Part Number	Description
08783190	5.0mm Duct O-Ring Kit (12pc)
08783191	6.0mm Duct O-Ring Kit (12pc)
08783192	7.0mm Duct O-Ring Kit (12pc)
08783193	8.0mm Duct O-Ring Kit (12pc)

Accessories for Gulfstream™ 150 Micro Fiber Blower

Part Number	Description
08783390	Gulfstream™ 150/200 Flow Regulator
08783391	Gulfstream™ 150/200 Flow Regulator - Intl Fittings
08783055	12.0V DeWalt Li-Ion Battery
08783056	12.0V DeWalt Li-Ion Battery Charger
02290858	10.8V DeWalt Li-Ion CE Battery
02290859	10.8V DeWalt Li-Ion CE Battery Charger
02290882	Tripod
08783090	AC Power Supply (EU)
08785000	35CFM (1.5 CMM) Air Compressor
08785002	35 CFM (1.5 CMM) Air Compressor - Intl Fittings
08783303	GS150 Proof/Pressure Test Kit
08783437	Power Cord with Lighter Plug
08783085	A/C Power Supply - US Fittings

GEORGIA UNDERGROUND SUPERSTORE

CABLE BLOWING LUBRICANTS/AIR COOLER

Polywater® Prelube 2000™

Specially formulated for use with Fiber Optic Cable Blowing Systems, Polywater® Prelube 2000™ has been field proven with Condux Gulfstream Fiber Optic Cable Blowers. This lubricant is a special lubricant used to prelubricate the conduit system before installing the cable. Prelube 2000 is compatible with all types of cable jackets and conduit types.

Part Number	Description	Std. Pkg. Qty.
08230600	1 Quart (0.9 liter) Standard Grade	12/case
08230601	1 Gallon (3.8 liter) Standard Grade	4/case
08230605	5 Gallon (19 liter) Standard Grade	

Polywater® W-Prelube 2000™

Polywater® W-Prelube 2000™ Winter Grade is a non-freezing form of the standard Polywater Prelube 2000™

Part Number	Description	Std. Pkg. Qty.
08230900	1 Quart (0.9 liter) Winter Grade	12/case
08230901	1 Gallon (3.8 liter) Winter Grade	4/case
08230905	5 Gallon (19 liter) Winter Grade	



Polywater® Prelube 5000™

Is more concentrated than the Prelube 2000™. It is intended for blowing microcable into small diameter microtubes. The improved chemistry allows this product to spread further and lower friction at extremely low coating levels. The lower viscosity allows practical application into the microtubes.

Part Number	Description	Std. Pkg. Qty.
08230675	8-fl ounce (227 g) squeeze bottle	6/case

Compressed Air Cooler

Extreme heat can inhibit fiber optic cable installation and damage fiber optic cable and duct. When cable blowing, air is compressed and heat is generated. For example, air that enters a compressor at 100° F (37° C) exits the compressor at 350° F (176° C). At this temperature, fiber optic cable jacket and duct softening can occur. Heat problems can also occur if the duct run is exposed to direct sunlight. The Condux Compressed Air Cooler can help prevent heat damage to fiber optic cable and duct during cable blowing operations.

The Condux Compressed Air Cooler cools compressed air from a maximum temperature of 350° F (176° C), to within 20° F (11° C) of the ambient temperature. For example, if the ambient temperature is 100° F (37° C), air from the air compressor enters the air cooler at 350° F (176° C). That air will leave the cooler at approximately 120° F (49° C). Cooling the air reduces the chances of heat damage to the cable and duct. The Condux Compressed Air Cooler also removes moisture from the air. Water from humid air can dilute cable blowing lubricant and collect in the duct run.

Use of the Condux Compressed Air Cooler is recommended when ambient air temperatures reach 90° F (32° C) or more and/or the duct is exposed to direct sunlight.

Minimum ambient operating temperature: 35° F (1° C)

Maximum inlet operating temperature: 350° F (176° C)

Maximum operating pressure: 250 psi (17 bar)

Part Number	Description
08761700	Air Cooler
02291174	1 Quart Air Oil

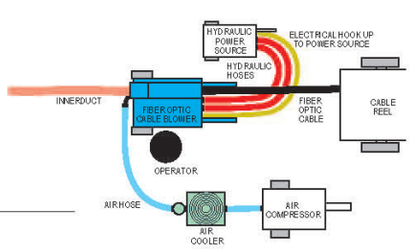

800-245-8339 • georgiaunderground.net

Micro Duct Pressure Test Kits

Use the Micro Duct Pressure Test Kit before setting up the Gulfstream™ 150/200/300 to pressure test, proof, and lubricate micro duct for optimum performance. For the cable blower to function properly, the microduct system must be able to withstand and hold 200psi (14 bar). Air leaks will reduce the compressors' ability to maintain the required pressure for cable installation. The duct system must also be passable by a proofing ball of roughly 80% fill ratio so that there are no obstructions prohibiting the installation of fiber optic cable. Lubrication may also be desired to reduce the friction involved when installing fiber optic cable. Achieve maximum performance and installation distances by pressure testing, proofing, and lubricating the microduct with the Condux Micro Duct Pressure Test Kit.

Part Number	Description	QTY	U/M
08783302*	Standard Pressure Test Kit (includes all of the following)		
02291159	Tool Box	1	ea
08783304	Pressure Test Gun	1	ea
08230676	Lubricant, 8oz Bottle	1	ea
08783315	Micro Duct Cutter	1	ea
08783354	Micro Duct Cable Grip Test Kit	1	ea

*Must select appropriately sized Micro Duct Kit from any kit listed below

Part Number	Description	QTY	U/M
08783303	GS150 Pressure Test Kit (Includes all of the following)		
08783316	5mm Micro Duct Proof/Press Test Kit	1	ea
08783317	6mm Micro Duct Proof/Press Test Kit	1	ea
08783318	7mm Micro Duct Proof/Press Test Kit	1	ea
08783319	8mm Micro Duct Proof/Press Test Kit	1	ea
08783304	Pressure Test Gun	1	ea
08783315	Micro Duct Cutter	1	ea
02291159	Tool Box	1	ea
08230676	Lubricant, 8oz Bottle	1	ea
08783354	Micro Duct Cable Grip Test Kit	1	ea

Part Number	Description	QTY	U/M
08783301	GS300 Pressure Test Kit (includes all of the following)		
08783319	8mm Micro Duct Proof/Press Test Kit	1	ea
08783320	8.5mm Micro Duct Proof/Press Test Kit	1	ea
08783315	Micro Duct Cutter	1	ea
08783318	7mm Micro Duct Proof/Press Test Kit	1	ea
08783321	10mm Micro Duct Proof/Press Test Kit	1	ea
08783324	14mm Micro Duct Proof/Press Test Kit	1	ea
08783325	16mm Micro Duct Proof/Press Test Kit	1	ea
08783322	12mm Micro Duct Proof/Press Test Kit	1	ea
08783323	12.7mm Micro Duct Proof/Press Test Kit	1	ea
08783326	18mm Micro Duct Proof/Press Test Kit	1	ea
02291159	Tool Box	1	ea
08783354	Micro Duct Cable Grip Test Kit	1	ea
08783304	Pressure Test Gun	1	ea
08230676	Lubricant, 8oz Bottle	1	ea

Part Number	Description	QTY	U/M
08783300	GS200 Pressure Test Kit (includes all of the following)		
08783316	5mm Micro Duct Proof/Press Test Kit	1	ea
08783317	6mm Micro Duct Proof/Press Test Kit	1	ea
08783323	12.7mm Micro Duct Proof/Press Test Kit	1	ea
08783354	Micro Duct Cable Grip Test Kit	1	ea
08783318	7mm Micro Duct Proof/Press Test Kit	1	ea
08783321	10mm Micro Duct Proof/Press Test Kit	1	ea
08783322	12mm Micro Duct Proof/Press Test Kit	1	ea
08783319	8mm Micro Duct Proof/Press Test Kit	1	ea
08783320	8.5mm Micro Duct Proof/Press Test Kit	1	ea
08783304	Pressure Test Gun	1	ea
02291159	Tool Box	1	ea
08783315	Micro Duct Cutter	1	ea
08230676	Lubricant, 8oz Bottle	1	ea

Why an Airtight Duct?

Duct integrity is essential for a successful cable blowing application. Leaks in the duct can lower pressure and greatly reduce installation distances. The duct system must be able to withstand and maintain 200 psi (14 bar) for the cable blower to function properly. Duct integrity should always be tested before attempting cable installation with the cable blower. The duct can be tested with a pressure test kit available from Condux or with the cable blower itself. Either way, an airtight duct system is an absolute necessity for cable blowing.

The main contributors to duct system leaks are the innerduct couplings. Condux recommends using one of the innerduct coupling methods shown on page 127.

GEORGIA UNDERGROUND SUPERSTORE

INNERDUCT COUPLINGS

Speed Ball Split Coupling

Hinged aluminum split coupling for temporarily joining all types of innerduct during a cable blowing process.

Note: Inserts are sold separately.

Part Number	Description
08676844	Hinged Coupling Body

Inserts

Part Number	Nominal Duct Size (in)	Nominal Duct Size (mm)	Duct Type	Mean Duct O.D. (in)	Mean Duct O.D. (mm)
08676859	1.00	25	1" SDR 11 & 13.5	1.315	33
08676860	1.25	32	1¼" SDR 11 & 13.5	1.660	42
08676861	1.50	38	1½" SDR 11 & 13.5	1.900	48
08676862	2.00	51	2" SDR 11 & 13.5	2.375	60
08676863		40	40 mm	1.575	40

*Inserts include rubber seal.

Replacement Seals

Part Number	Size
08676853	1" Seal
08676854	1¼" Seal
08676855	1½" Seal
08676856	2" Seal
08676857	40 mm



Reusable Micro Duct Couplers

The Condux® Reusable Micro Duct Coupler allows for the temporary joining of two pieces of microduct - essential when installing fiber optic cable.

These couplers are ideal for routing duct to the blowing machine or creating loops in downstream handholes. Unlike traditional plastic couplers, the hinged assembly can be removed mid-span and reused.

To be more cost effective, the innovative design utilizes a common body that accommodates a wide variety of inserts - making the Reusable Micro Duct Coupler the most versatile on the market.

Part Number	Description
08783900	Body
08783910	Micro Duct Coupler Insert Set - 5.0mm
08783911	Micro Duct Coupler Insert Set - 6.0mm
08783912	Micro Duct Coupler Insert Set - 7.0mm
08783913	Micro Duct Coupler Insert Set - 8.0mm
08783914	Micro Duct Coupler Insert Set - 8.5mm
08783915	Micro Duct Coupler Insert Set - 10.0mm
08783916	Micro Duct Coupler Insert Set - 12.0mm
08783917	Micro Duct Coupler Insert Set - 12.7mm
08783918	Micro Duct Coupler Insert Set - 14.0mm
08783919	Micro Duct Coupler Insert Set - 16.0mm
08783920	Micro Duct Coupler Insert Set - 18.0mm
08783921	Micro Duct Coupler Insert Set - 20.0mm

800-245-8339 • georgiaunderground.net

800-245-8339 • georgiaunderground.net

Comfit Couplers

Comfit is a unique Hi-Tech coupler for HDPE cable ducts. Leak tested at 230 PSI and resistant to corrosion and most chemicals.

Comfit is designed in accordance with the special demands of the leading cable and duct manufacturers, as well as, top utility and contractors.

Comfit is excellent for both blowing and pulling applications.

Comfit has a compact profile reducing difficulties traditionally encountered in manholes, narrow trenches and plowing machines.

Comfit's push-fit method ensures fast and simple assembly and disassembly. Push the duct ends into the coupler for a locked and air sealed assembly. No special tools are needed.

Max Pressure: 230 PSI



Part Number	Nominal OD (mm/inches)	Duct OD (mm/inches)	Coupler OD (mm/inches)	Max Tension (PSI)	Units per box
08566109	26.6mm/3/4"	26.6mm/1.050"	43mm/1.69"	580	144
08566110	33.4mm/1"	33.4mm/1.315"	56mm/2.20"	580	70
08566112	42.2mm/1 1/4"	42.2mm/1.660"	72mm/2.83"	1130	56
08566115	48.3mm/1 1/2"	48.3mm/1.900"	82mm/3.23"	1470	36
08566120	60.3mm/2"	60.3mm/2.375"	109mm/4.29"	2400	34
08566123	32mm	32mm	56mm/2.20"	230	70
08566125	40mm	40mm	70mm/2.76"	230	60
08566130	50mm	50mm	85mm/3.35"	230	33

Microfit Couplers

Designed specifically for FTTx applications, the Condux® Microfit Couplers combine ease of use, chemical resistance and ability to accommodate the high pressures encountered when installing fiber with micro-blowing equipment.

The innovative transparent design ensures proper attachment by allowing the installer to visually verify that each end of the duct has been seated properly inside the coupler. Once connected, the air and water tight seal will hold pressure up to 232 PSI (16 Bar) in temperatures ranging from -4°F to 140°F (-20°C to 60°C).

These features incorporated into a push-on, no tools required design, make the Condux® Microfit Coupler an essential component of the professional installers toolbox.

Part Number	Description
08566310	Straight Connector - 5mm Microfit
08566312	Straight Connector - 7mm Microfit
08566335	Straight Connector - 8mm Microfit
08566315	Straight Connector - 10mm Microfit
08566316	Straight Connector - 12mm Microfit
08566337	Straight Connector - 12.7mm Microfit
08566318	Straight Connector - 14mm Microfit
08566319	Straight Connector - 16mm Microfit
08566333	Straight Connector - 18mm Microfit

Direct Bury Couplers

Designed specifically for FTTx applications, the Condux® Direct Bury Couplers feature a durable, shock resistant design that will hold up to virtually any terrain or soil condition.

The Direct Bury Coupler's metallic- free construction eliminates damage from oxidation or acidic soil conditions – guaranteeing it will maintain its seal over time. The translucent design ensures a proper connection by allowing the installer to visually verify that each end of the duct has been properly seated.

Once connected, the air and water tight seal will hold pressure up to 232 PSI (16 Bar) in temperatures ranging from -5°F to 113°F (-15°C to 45°C). These parameters will accommodate virtually any application situation encountered in the field - including the high pressures utilized when installing fiber with micro-blowing equipment.

These features incorporated into a push-on, no tools required design, make the Condux® Direct Bury Coupler an essential component of the professional installer's toolbox.

Part Number	Description
08566350	Direct Bury, Straight Connector - 7mm
08566351	Direct Bury, End Stop - 7mm
08566352	Direct Bury, Straight Connector - 8mm
08566353	Direct Bury, End Stop - 8mm
08566354	Direct Bury, Straight Connector - 10mm
08566355	Direct Bury, End Stop - 10mm
08566356	Direct Bury, Straight Connector - 12mm
08566357	Direct Bury, End Stop - 12mm
08566358	Direct Bury, Straight Connector - 14mm
08566359	Direct Bury, End Stop - 14mm
08566360	Direct Bury, Straight Connector - 16mm
08566361	Direct Bury, End Stop - 16mm
08566362	Direct Bury, Straight Connector - 20mm
08566363	Direct Bury, End Stop - 20mm

GEORGIA UNDERGROUND SUPERSTORE

AIR COMPRESSORS

M17 Air Compressor

The Mobilair™ M17 is a rugged and dependable unit that is perfect for a variety of applications. With a folding handle, oversized pneumatic tires, and compact design, this unit is easy to move around virtually any job site.

The M17 features Kaeser's power saving Sigma Profile™ airend. This efficient Kaeser design maintains steady pressure and puts out more air per hp, saving you gas. Driving these airends is a quiet but powerful Honda engine with modulation control which matches air output to the load demand. It has a simple electric starter with keyed ignition and an easy-to-read control panel.

The scratch, dent, and impact resistant rotomolded polyethylene shell takes a beating and still protects the unit. Inside, the compressors are protected by 4 micron inlet filters rated at 99.9% efficiency, allowing this unit to operate in virtually any construction environment.

**recommended for the Condux Gulfstream™ 150, 200 and 300*

Part Number	Description
08785000	35CFM @ 205PSI (1 m3/min @ 14 bar) - Domestic Fittings
08785002	35CFM @ 205PSI (1 m3/min @ 14 bar) - International Fittings
08785050	3/8" 50ft (9.5mm 15m) Hose with QDS (Domestic - M17)
08785051	3/8" 50ft (9.5mm 15m) Hose with QDS (International - M17)

COMPRESSOR		GASOLINE ENGINE					PACKAGE		DIMENSIONS
Model	Free Air Delivery at 205 psig (14.13 Bar)	Make	BHP	Power @ Full Load (hp)	Full Load Speed (rpm)	Off Load Running Speed (rpm)	Fuel Tank Capacity	Weight, dry	L x W x H
M17	35 cfm (1 m3/min)	Honda GX630	17.4	20.8 (15.51KW)	3300	2200	5 gal (18.93L)	445 lb. (201.85kg)	42 in x 31 in x 31 in (1.08m x .80m x .78m)

M114 Air Compressor

The Mobilair™ M114 portable rotary screw compressor is built for many applications including sand-blasting, pavement breaking, and general air tool use. Units are also well suited for rental houses, repair trucks and railroads.

The M114 offers a wide array of features that make it very user-friendly. Units come standard with an easy to read control panel that is well protected. The fuel tank has a large filler neck with overflow protection for safe, easy filling. A hitch and rigid tow bar also make transporting an M114 easy. A torsion bar suspension system and oversized tires provide superior road handling, further adding to the unit's exceptional functionality.

The M114's heavy duty steel chassis and fully galvanized canopy ensure long life, even when subjected to the harshest conditions. Both the canopy and solid steel flooring protect the motor, airend, and critical components from dirt, water, and other contaminants. This rugged construction combined with excellent cooling allow the M114 to operate in ambient temperatures up to 122°F.

A quiet motor, superior soundproofing, and vibration isolation result in smooth operation and extremely low decibel levels. 76db(A) maximum at 23 feet (7m).

Part Number	Description
08785008	345CFM @ 145PSI (9.77m3/min @ 10psi) - Skid Mount
08785010	345CFM @ 145PSI (9.77m3/min @ 10psi) - Trailer Mount
02291181	1" 50ft (25mm 15m) Hose with Claw Couplings

**recommended for the Condux Gulfstream™ 400*

COMPRESSOR			DIESEL ENGINE				PACKAGE		DIMENSIONS
Model	Free Air Delivery	Working Pressure	Make	Power @ Full Load (hp)	Full Load Speed (rpm)	Off Load Running Speed (rpm)	Fuel Tank Capacity	Weight, dry	L* x W x H (* includes tow bar)
M114	345 cfm (9.77 m3/min)	145 psig (10 Bar)	Deutz TCD 3.6L4	103 (76.81KW)	2200	1600	45 gal (170.3L)	4111 lb. (1864.72kg)	191 in x 73 in x 62 in (4.86m x 1.87m x 1.59m)

800-245-8339 • georgiaunderground.net

Portable Hydraulic Power Packs

These portable power sources are matched perfectly to the power requirements of the Condux Fiber Optic Cable Puller and the Fiber Optic Cable Blower. See the chart below for specifications of each machine.

Part Number	Description
08675700	9 HP Hydraulic Power Pack, Gas
08675700INTL*	9 HP Hydraulic Power Pack, Gas
08675255	10 HP Hydraulic Power Pack, Electric
08675200	16 HP Hydraulic Power Pack, Gas
08675200INTL*	16 HP Hydraulic Power Pack, Gas
08675252	16 HP Hydraulic Power Pack, Diesel
08675254	23 HP Hydraulic Power Pack, Diesel

*Battery and fluids included, packaged separately for shipping

9 HP Hydraulic Power Pack
(Recommended for Gulfstream 400 Fiber Blower)

16 HP Hydraulic Power Pack
(Recommended for Fiber Puller)

SPECIFICATIONS

Power Pack Size	9HP Power Pack	10HP Power Pack*	16HP Power Pack	16HP Power Pack*	23 HP Power Pack*
Use Product	Fiber Optic Cable Blower	Fiber Optic Cable Blower	Fiber Optic Cable Puller	Fiber Optic Cable Puller	Fiber Optic Cable Puller
Part Number	08675700 08675700INTL	08675255	08675200 08675200INTL	08675252	08675254
Hyd. System	Open Center		Open Center		
Frame Type	Two Wheel Mobile Unit	Two Wheel Mobile Unit	Two Wheel Mobile Unit	Two Wheeled Mobile Unit	Two Wheel Mobile Unit
Length	26.5" (673mm)	27.5" (698mm)	35.0" (889mm)	39.0" (990mm)	39.0" (990mm)
Width	20.0" (508mm)	24.5" (622.3mm)	29.0" (736mm)	29.0" (730mm)	28.8" (731mm)
Height	27.5" (698mm)	31.5" (800.1mm)	32.0" (812mm)	36.5" (930mm)	36.5" (927mm)
Weight (Dry)	143lbs (64.9kg)	200lbs (90.72kg)	233lbs (105.6kg)	478lbs (217.8kg)	520lbs (236kg)
Filtration	10 Micron Return Line Canister	10 Micron Return Line Canister	10 Micron Return Line Canister	10 Micron Return Line Canister	10 Micron Return Line Canister
Oil Cooler	Air to Oil	Air to Oil with Ind. Fan	Air to Oil	Air to Oil	Air to Oil
Engine	Gas	Baldor Electric	Gas	Diesel	Diesel
	Honda, 9 HP (6.7 kW) @ 3,600 RPM	10 HP 220V 3 Phase Motor	Briggs & Stratton V-Twin Vanguard 16 HP (11.9 kW)	16 HP Kohler Tier 4 Compliant	23 HP Kohler Tier 4 Compliant
Fuel	1.6 gallons/6.1 liters	-	5 gallons/19 liters	4 gallons/15.1 liters	5 gallons/19 liters
Hydraulic Oil (Useable)	5 gallons/19 liters	4 gallons/15.4 liters	5 gallons/19 liters	5 gallons/19 liters	4 gallons/15.1 liters
Hydraulic Rated Flow	GPM @ PSI / LPM @ BAR	GPM @ PSI / LPM @ BAR	GPM @ PSI / LPM @ BAR	GPM @ PSI / LPM @ BAR	GPM @ PSI / LPM @ BAR
	6.8 / 0 / 25.8 / 0 5.9 / 1,800 / 22.4 / 125	8.8 / 0 / 33.3 / 0 8.0 / 2,000 / 30.2 / 138	9.1 / 0 / 34.4 / 0 8.2 / 2,000 / 31.0 / 138	8.0 / 0 / 30.2 / 0 8.2 / 2,000 / 31 / 138	12 / 0 / 45.4 / 0 12 / 2,000 / 45.4 / 138
Hydraulic Relief Valve Pressure	2,150.0 PSI (148.3 BAR)	2,100 PSI (138 BAR)	2,150.0 PSI (148.3 BAR)	2150.0 PSI (148 BAR)	2150.0 PSI (148.3 BAR)

*Special Order

Hydraulic Power Pack Accessories

Part Number	Description
08675858	Hydraulic Hose Kit, 20' (6 m) Hose with Couplings
08780384	Hydraulic Hose with flow control manifold
02260000	Hydraulic Coupling, Female Flat Face Faster 2FFN38-12NPT-F / Bruning FF371-8FP
02260100	Hydraulic Coupling, Male Flat Face Faster 2FFN38-12NPT-M / Bruning FF372-8FP
02260200	Dust Cap, Male Coupling
02260201	Dust Cap, Female Coupling
02286416	Power cord assembly extension, 2-pin straight, 20' (6 m)
08761248	Power cord with cigarette adapter

Dust Caps

Couplings

GEORGIA UNDERGROUND SUPERSTORE

FIBER OPTIC CABLE PULLER

Fiber Optic Cable Puller

The Fiber Optic Cable Puller from Condux sets new standards for safe, accurate pulling of fiber optic cables. Only the Condux puller can offer load cell torque input for the most accurate tension measuring available. Unlike most hydraulic measuring systems, this system is not affected by changes in oil temperature, component age and power source. That means the Condux Fiber Optic Cable Puller does not need to be recalibrated under different weather conditions.

NOTE: The Hydraulic Power source is sold separately (see pg. 129).



12 inch (305 mm) capstan available
30 inch (762 mm) capstan available
42 inch (1067 mm) capstan available
50 inch (1270 mm) capstan available

Lightweight means easy set-up

U.S. Patent #5,559,294

Post fits standard 2½ inch (64 mm) mounting socket

Hydraulic motor

Standard Features

These pullers consist of a hydraulic motor, variable speed foot control, manual flow control valve for adjusting maximum speed and a manually adjustable pressure relief valve for adjusting the ultimate pull tension.

Optional Features

The Condux Fiber Optic Cable Puller features an optional electronic tension control system with adjustable digital load limits and a load cell tension measuring device with a paperless recorder and trend display, compact flash drive with 64MB flash card and USB interface (see page 132).

Components

Condux Fiber Optic Pullers are multi-component products. Order a puller to fit your requirements with combinations of these components (for ordering information, see page 133-135). Components include:

- Hydraulic puller mounted on a standard 2½" (64 mm) square tube
- Capstan
- Foot control / hydraulic control assembly
- Electronic control box with paperless recorder
- Hoses and cords to connect the puller to the foot control assembly and electronic control box

WARNING: The Fiber Optic Cable Puller is not to be used as a hoist or for lifting, supporting or transporting people or loads.

800-245-8339 • georgiaunderground.net

800-245-8339 • georgiaunderground.net

CONDUX

FIBER OPTIC CABLE PULLER

Easy to set up, Safe to use

Condux Fiber Optic Cable Pullers set up easily at a variety of jobsite layouts. Components are modular, adding to versatility and operator safety.

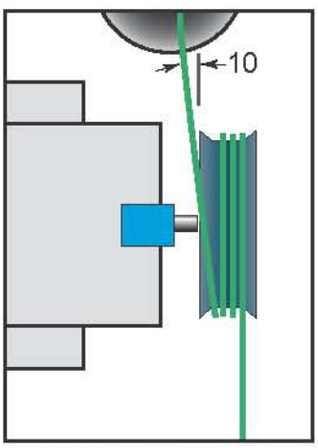

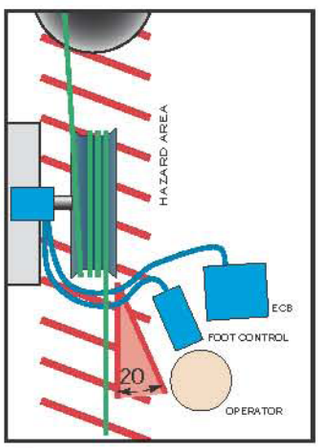

Variable Speed Foot Control

Like the accelerator pedal in your car or truck, the Variable Speed Foot Control allows the operator to easily manage the speed of the pull.

Bi-directional Pulling

Bi-directional pulling capabilities mean less set-up time and more productivity.

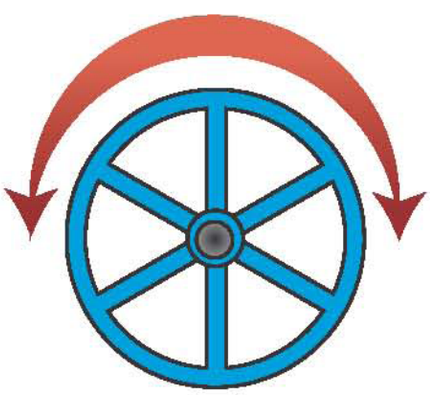

SPECIFICATIONS								
	12 in (305 mm) Diameter Capstan		30 in (762 mm) Diameter Capstan		42 in (1067 mm) Diameter Capstan		50 in (1270 mm) Diameter Capstan	
PULLING FORCE	**lbs**	**kN**	**lbs**	**kN**	**lbs**	**kN**	**lbs**	**kN**
Maximum	2,000	8.9	1,000	4.4	600	2.7	600	2.7
Continuous	2,000	8.9	1,000	4.4	600	2.7	600	2.7
PULLING SPEED	**ft/min**	**m/min**	**ft/min**	**m/min**	**ft/min**	**m/min**	**ft/min**	**m/min**
No Load	93.9	28.6	240.0	73.2	328.4	100.0	391.4	119.3
At Maximum Force	93.9	28.6	240.0	73.2	328.4	100.0	391.4	119.3
Power Requirements								
PRESSURE	2,000 to 2,500 psi (137 to 172 bar)							
FLOW	6 to 10 gpm (22.7 to 37.9 lpm)							
PEAK POWER	8 HP (5.97 kw)							

GEORGIA UNDERGROUND SUPERSTORE

FIBER OPTIC CABLE PULLER

Electronic Control Box

Optional Electronic Control System

Features large LED Display and Paperless Recorder with trend display. Paperless Recorder includes: Trend Display, CompactFlash™ card slot with 256MB Flash Card, and USB interface. A programmable overload set point has both an audible and visual indication of an overload condition. The Electronic Control Box also has the capability to disengage the cable puller if an overload occurs.

U.S. Patent # 5,559,294

Electronic Controls: Easy, Informational, Durable

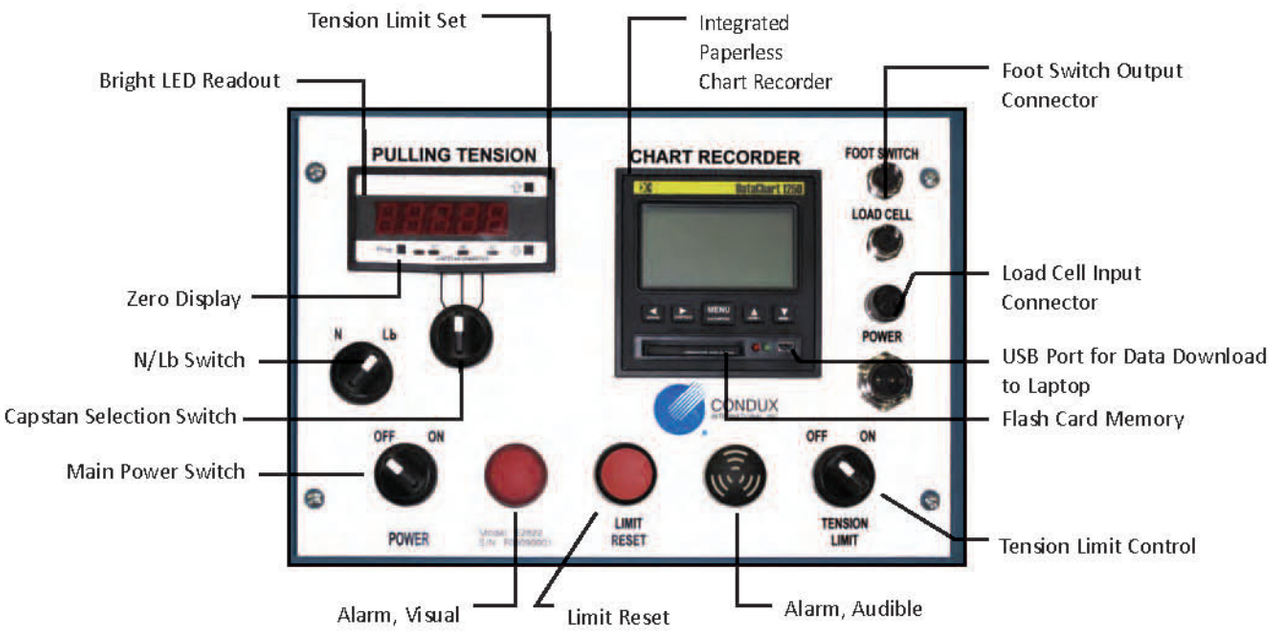

800-245-8339 • georgiaunderground.net

FIBER OPTIC CABLE PULLER PACKAGES

CONDUX

1

Base Part No.	Description
08690001	**Package contains:** Fiber Optic Cable Puller, Foot Control and Hoses. Does not include a remote mounting stand, base mount or capstan. Please order separately (see pages 134 & 135).

Capstan Options

Part No.	Description
08675230	30" (762 mm) Capstan; 4" (102 mm) wide
08675430	30" (762 mm) Capstan; 8" (203 mm) wide
08675436	42" (1067 mm) Capstan
08675220	50" (1270 mm) Capstan



1 *Shown with Optional 30" Capstan.

3

Base Part No.	Description
08690055	**Package contains:** All items from package 1 plus monitoring components including an electronic control box with a paperless chart recorder for permanent documentation of your pull. Does not include a remote mounting stand, base mount or capstan. Please order separately (see pages 134 & 135).

Capstan Options

Part No.	Description
08675230	30" (762 mm) Capstan; 4" (102 mm) wide
08675430	30" (762 mm) Capstan; 8" (203 mm) wide
08675436	42" (1067 mm) Capstan
08675220	50" (1270 mm) Capstan

3 *Shown with Optional 30" Capstan.

Fiber Optic Cable Puller Package Upgrade Kits

Part Number	Description
08675920	Pkg 1 to Pkg 3 Upgrade Kit (Electronic Control Box with Chart Recorder and Load Cell)

ECB Replacement Parts

Part Number	Description
02286406	2 Pin Male Receptacle
02286416	Extension Cord 20"
02289665	On/Off Switch
02289666	Light, Red Pilot Indicator
02289668	Button, Alarm Reset - ECB
02290108	Cord, Footswitch
02290113	3 Pin Female Receptacle
02290114	5 Pin Female Receptacle
02290115	Alarm, Audible - DC
02290116	3 Way Selector Switch
02290117	Fuse, 250V 2A
08675926	Patch Cord, Footswitch Upgrade
08677372	Chart Recorder
08677375	Cord, Load Cell
08761248	Plug, Lighter Cord

GEORGIA UNDERGROUND SUPERSTORE

FIBER OPTIC CABLE PULLER ACCESSORIES

Remote Mounting Stand

For fiber optic cable pulling applications that demand flexibility in set-up, the Remote Mounting Stand allows positioning of the cable puller well away from the power source. Easy to set up, the unit is both sturdy and compact. Features 2½" (64 mm) square mount.

Part Number	Description
08675115	Remote Mounting Stand



Fiber Optic Cable Puller Hitch Mount

Hitch Mounts are a fast, easy way to mount the Fiber Optic Cable Puller. The Hitch Mount attaches directly into a typical 2" (51 mm) square Reese-type receiver and the cable puller mounts in a 2½" (64 mm) square fixture. An adjustable jack is included for added stability and height adjustment. Pulling loads must not exceed 800 lbs. (3,559 N).

Part Number	Description
08675908	Fiber Optic Cable Puller Hitch Mount
08675930	Adjustable Fiber Optic Cable Puller Hitch Mount 22.5°

Pole Mounting Frame

When overhead fiber optic cable installation applications require the smooth hydraulic power and accurate tension measuring system of the Condux Fiber Optic Cable Puller, the Pole Mounting Frame is available. Install the cable puller on the frame with no modifications necessary to the puller. By design, the Pole Mounting Frame offers a secure hold on the cable puller both vertically and horizontally for a worry-free pull. A special plug drives into wood poles for added stability. Includes all mounting hardware.

Part Number	Description
08676000	Pole Mounting Frame and hardware

800-245-8339 • georgiaunderground.net

Capstans

To conform to the many specifications of fiber optic cable available, and to offer more cable pulling capabilities, Condux offers several sizes of capstans that fit the Condux Fiber Optic Cable Puller. These bayonet style capstans are offered in 12" (305 mm), 30" (762 mm), 42" (1,067) and 50" (1,270 mm) diameters for a standard 2 7/16" diameter bayonet style shaft.

Part Number	Diameter (in)	Diameter (mm)	Flat Width (in)	Flat Width (mm)	Max. Cable O.D. (in)	Max. Cable O.D. (mm)
08675213*	12	305	9	229	-	-
08675230	30	762	4	102	.75	19
08675430	30	762	8	203	1.00	25
08675436	42	1,067	8	203	1.05	27
08675220	50	1,270	8	203	1.25	32

* Not to be used for fiber optic cable or steel rope. Intended for pulling innerduct, power, telephone or coaxial cables.

50" (1,270 mm) diameter capstan on Remote Mounting Stand.

Fiber Optic Cable Puller on Remote Mounting Stand with 42" (1,067 mm) diameter capstan.

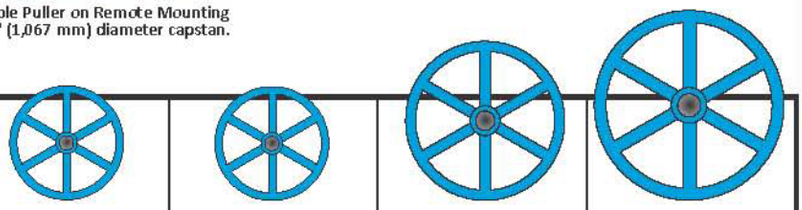

Capstan Specifications	12 in (305 mm) Diameter Capstan		30 in (762 mm) Diameter Capstan		30 in (762 mm) Diameter Capstan		42 in (1,067 mm) Diameter Capstan		50 in (1,270 mm) Diameter Capstan	
Part Number	08675213		08675230		08675430		08675436		08675220	
FLAT SURFACE	in	mm	in	mm	in	mm	in	mm	in	mm
Width	9	229	4	102	8	203	8	203	8	203
PULLING FORCE	lbs	kN	lbs	kN	lbs	kN	lbs	kN	lbs	kN
Maximum/Continuous	2,000	8.9	1,000	4.4	600	2.7	600	2.7	600	2.7
PULLING SPEED	ft/min	m/min.	ft/min	m/min.	ft/min	m/min.	ft/min	m/min.	ft/min	m/min.
At Maximum Force	94	28.6	240.0	73.2	240.0	73.2	328.4	100.0	391.4	119.3
CABLE DIAMETER	Not for Fiber Optic Cable		in	mm	in	mm	in	mm	in	mm
Maximum			.75	19.0	.75	19.0	1.05	26.7	1.25	32.5

GEORGIA UNDERGROUND SUPERSTORE

FIBER OPTIC CABLE PULLER ACCESSORIES

Base Mount

Side Mount



Floor Socket Mount

Mounting Sockets

The Condux Fiber Optic Cable Puller has a square mounting post 2½" (64 mm) x 2½" (64 mm). A female mounting socket is required for stability during cable pulling operations.

Part Number	Description
02260801	Floor Socket Mount, cast
08675130	Base Mount
08675138	Side Mount

Calibration Dynamometer

The Condux Fiber Optic Cable Puller is calibrated at the factory prior to shipment. The Calibration Dynamometer is used to check that the puller's calibration has not changed, especially if the relief valve has been adjusted in the field. On cable puller models equipped with an Electronic Control Box, the Calibration Dynamometer simply verifies the readings. Other load capacities available.

Number	Description
02261000	1,000 lb (454 kg) Calibration Dynamometer
02261040	4,000 lb (1814 kg) Calibration Dynamometer



Chart Recorder & Cord Replacement Parts for Old Style ECB

Part Number	Description
02273600	Chart Recorder Paper, 0-2,000 lbs.
02246001	Ink Cartridge, single (Jumo recorder)
08761248	Plug, Lighter Cord
02286416	Extension Cord 20'

800-245-8339 • georgiaunderground.net

Slip Clutch Capstan

Slip Clutch Capstans from Condux are designed to mount directly on a bayonet style winch drive shaft. A factory preset torque limiter prevents pulling tensions from exceeding 600 pounds (2,670 N) ± 10% (60 lbs or 267 N). If the preset load is reached, the capstan will "slip" and discontinue rotating.

High strength aluminum and steel construction ensures product durability and cable protection.

The capstan is factory calibrated to 600 lbs (2,670 N) but can be calibrated to different loads from 200 to 1,000 lbs. (890 to 4,448 N).

The capstan is designed for use with a 2 7/16" (62 mm) diameter, AT&T specification bayonet style power take-off (PTO) shaft.

Standard Ratings:

Part Number	Diameter (in)	Diameter (mm)	Flat Width (in)	Flat Width (mm)	Max. Cable O.D. (in)	Max. Cable O.D. (mm)	Rating (lbs)	Rating (N)
08760030-06	30	762	4	102	.75	19	600	2670
08760040-06	42	1,067	8	203	1.05	26.7	600	2670
08760050-06	50	1,270	8	203	1.25	32.5	600	2670

Special Ratings: 30-inch Capstan

Part Number	Diameter (in)	Diameter (mm)	Flat Width (in)	Flat Width (mm)	Max. Cable O.D. (in)	Max. Cable O.D. (mm)	Rating (lbs)	Rating (N)
08760030-02	30	762	4	102	0.75	19	200	890
08760030-03	30	762	4	102	0.75	19	300	1335
08760030-04	30	762	4	102	0.75	19	400	1780
08760030-05	30	762	4	102	0.75	19	500	2225
08760030-07	30	762	4	102	0.75	19	700	3115
08760030-08	30	762	4	102	0.75	19	800	3560
08760030-09	30	762	4	102	0.75	19	900	4005
08760030-10	30	762	4	102	0.75	19	1000	4450

Special Ratings: 42-inch Capstan

Part Number	Diameter (in)	Diameter (mm)	Flat Width (in)	Flat Width (mm)	Max. Cable O.D. (in)	Max. Cable O.D. (mm)	Rating (lbs)	Rating (N)
08760040-02	42	1067	8	203	1.05	26.7	200	890
08760040-03	42	1067	8	203	1.05	26.7	300	1335
08760040-04	42	1067	8	203	1.05	26.7	400	1780
08760040-05	42	1067	8	203	1.05	26.7	500	2225

Special Ratings: 50-inch Capstan

Part Number	Diameter (in)	Diameter (mm)	Flat Width (in)	Flat Width (mm)	Max. Cable O.D. (in)	Max. Cable O.D. (mm)	Rating (lbs)	Rating (N)
08760050-02	50	1270	8	203	1.25	32.5	200	890
08760050-03	50	1270	8	203	1.25	32.5	300	1335
08760050-04	50	1270	8	203	1.25	32.5	400	1780
08760050-05	50	1270	8	203	1.25	32.5	500	2225

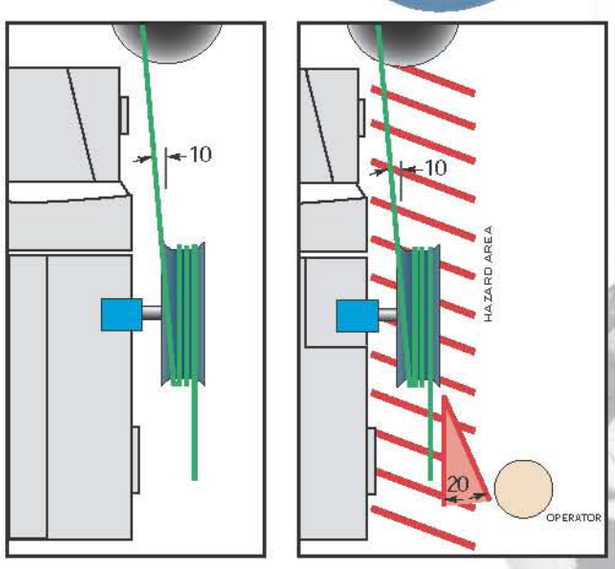

GEORGIA UNDERGROUND SUPERSTORE

FIBER OPTIC CABLE PULLER TRAILER



! Not a fully assembled trailer. Fiber Puller, Stand, Power Pack and Capstan are sold separately.

Open Style Fiber Optic Cable Puller Trailer

Access job sites with ease using the Condux Open Style Fiber Optic Cable Puller Trailer. The open style has advantages in portability, accessibility and cost.

On the job, gain easy access to all components with the open face design. Small items can be stowed in a lockable storage compartment. Leveling and stabilizing hardware is included. The Open Face Fiber Optic Cable Puller Trailer comes standard with built-in cable puller mounts on the left and right rear corners.

Options include a choice of two Condux Fiber Optic Cable Puller packages, choice of five capstans, a 16 HP (11.9 kW) Power Pack and a Remote Mounting Stand. The trailer bed is designed to accommodate standard and optional equipment with built-in mounting systems for secure travel.

Build your own Open Style Fiber Optic Cable Puller Trailer Kit

Use the **Base Part Number** shown below and also choose accessory options by part number when placing your order. All items are priced individually.

Base Part No.	Description
08675675	**Open Style Fiber Optic Cable Pulling Trailer** (Includes: Trailer Flat Assembly, Wheel Chocks and Tool Box) *Some assembly required

Choose:

1 Fiber Optic Cable Puller Options:
(Includes Foot Control and Hoses)

Part No.	Description
08690001	Fiber Optic Cable Puller without Electronics
08690055	Fiber Optic Cable Puller with Electronic Control Box and Paperless Chart Recorder

2 Capstan Options:

Part No.	Description
08675213	12" (305 mm) Capstan; 9" (229mm) wide
08675230	30" (762 mm) Capstan; 4" (102 mm) wide
08675430	30" (762 mm) Capstan; 8" (203 mm) wide
08675436	42" (1,067 mm) Capstan; 8" (203 mm) wide
08675220	50" (1,270 mm) Capstan; 8" (203 mm) wide

3 Power Pack Option:

Part No.	Description
08675200	16HP (11.9kW) Power Pack, Gas

4 Stand Option:

Part No.	Description
08675115	Remote Mounting Stand

800-245-8339 • georgiaunderground.net

CONDUX

FIBER OPTIC CABLE PULLER TRAILER

Power Supply	
Engine	Briggs & Stratton V-Twin Vanguard OHV gas
Horsepower	16 h.p. @ 3,600 RPM (11.9 kW @ 3,600 RPM)
Starting	Electric
Fuel	Unleaded Gas, 85 Octane min., 10% or less ethanol blend
Fuel Capacity	5.0 gallons (18.9 liters)
Speed Control	Variable

Hydraulics	
Capacity	8.2 gpm @ 2,000 psi (31.0 lpm @ 138 bar)
Reservoir	5.0 gallons (18.9 liters)
Filtration	10 micron return line canister type
Hydraulic Oil Requirements	Petro based, anti-wear, high viscosities over 140
Hydraulic Relief Valve Pressure	2,150 psi (148.3 bar)

Trailer Specifications	
Weight (without puller)	950 lbs (431 kg)
Axle	3,500 lbs (1,590 kg) Type II
Tire	P205/75R14 Steel Belted Radials
Rims	14" x 6" (356 mm x 152 mm)
Track	60" (1,254 mm)
Overall Width	80" (2,032 mm)
Overall Height (without puller)	51" (1,295 mm)
Hitch	3" (76 mm) Lunette Eye
Lighting	7 Pin Connector
Electronics	12 VDC

GEORGIA UNDERGROUND SUPERSTORE

FIBER OPTIC JAMB SKIDS AND CABLE GUIDES

Fiber Optic Jamb Skid

The Condux Fiber Optic Jamb Skid is a device for supporting fiber optic sheaves or quadrant blocks inside a manhole to pull fiber optic cable into underground conduit.

Constructed of steel tubing, the Fiber Optic Jamb Skid is both strong, 1,000 lbs. (4,480 N) load rated, and lightweight, can be installed by one person.

Part Number	Description	Manhole Height Range (in)	(mm)
08097100	46" (1,168 mm) Base Section with locking pins		
08097200	43" (1,092 mm) Extension	49–80	1,244–2,032

Fiber Optic Quadrant Block

Protects fiber optic cable during installation. Pulling radius of 26" (660 mm); 13 aluminum rollers on bronze bearings allow cable to make a gradual 90° turn for easy pulling through manhole opening. Lightweight, corrosion-resistant aluminum side plates. Can be lowered into any manhole opening and chained in place for good alignment or used as a cable guide at street level. 2,600 lbs. (11,565 N) cable tension load capacity. 1½" (38 mm) maximum cable diameter (consult cable manufacturer for minimum bend radius). Support bar sold separately (see page 102). Replacement Sheaves available. See Specifications and Selection Charts on page 103.

Part Number	Description
08539350	Quadrant Block

Hanger Arm

Hanger Arms

Allows the hanging of the Fiber Optic Quadrant Block in a manhole for more flexible positioning.

Part Number	Description
08539320	Hanger Arm

Fiber Optic Hanger Block

Five aluminum rollers on bronze bearings allow cable to make a gradual 90° turn for easy pulling through manhole opening. Has a pulling radius of 12" (305 mm). Two non-metallic "keeper" rollers to hold the cable in place during the pull. Lightweight corrosion resistant aluminum side plates. Can be suspended in the manhole or hung on an overhead pole for easy pulls. ¾" (19 mm) maximum cable diameter (consult cable manufacturer for minimum bend radius). 800 lbs. (3,558 N) cable tension load capacity. Replacement Sheaves available. See Specifications and Selection Charts on page 103.

Part Number	Description
08539550	Hanger Block

800-245-8339 • georgiaunderground.net

800-245-8339 • georgiaunderground.net

Fiber Optic Sheave Mount

Fiber Optic Sheave Mounts are an ideal solution to mid-point cable pulling situations. The adjustable sheave mount allows pinpoint adjustment from horizontal to vertical. Portable components set up quickly and adjust from job to job, offering maximum versatility with minimum equipment. Uses a standard 2½" (64mm) square mounting post for use with FO Cable Puller Remote Mounting Stand (see page 134) or Mounting Sockets (page 136).



Fiber Optic Sheave Mount Components

Part Number	Description
08637900	Adjustable Sheave Mounting Head (includes sheave mounting shaft & pins)
08637909	18" (457 mm) Center Tube Mount
08637910	32" (812 mm) Center Tube Mount
08637911	48" (1,220 mm) Center Tube Mount
08637912	Fiber Optic Sheave Arm Assembly
08637743	Fiber Optic Aluminum Hanger Sheave 3" x 24" (76 x 610 mm)
08675115	Fiber Optic Puller Remote Mounting Stand Assembly (See page 134 for details)

Replacement Sheaves available. See Specifications and Selection Charts on page 103.

Fiber Optic Sheave Mount Packages

Part Number	Description
08637930	Adjustable Fiber Optic Sheave Mount, Pkg 1 Includes mounting head, all 3 mounting tubes, sheave and sheave arm assembly.
08637940	Adjustable Fiber Optic Sheave Mount, Pkg 2 Includes mounting head, all 3 mounting tubes, and sheave.

Fiber Optic Sheave Mount Package 1

Fiber Optic Sheave Mount Package 2

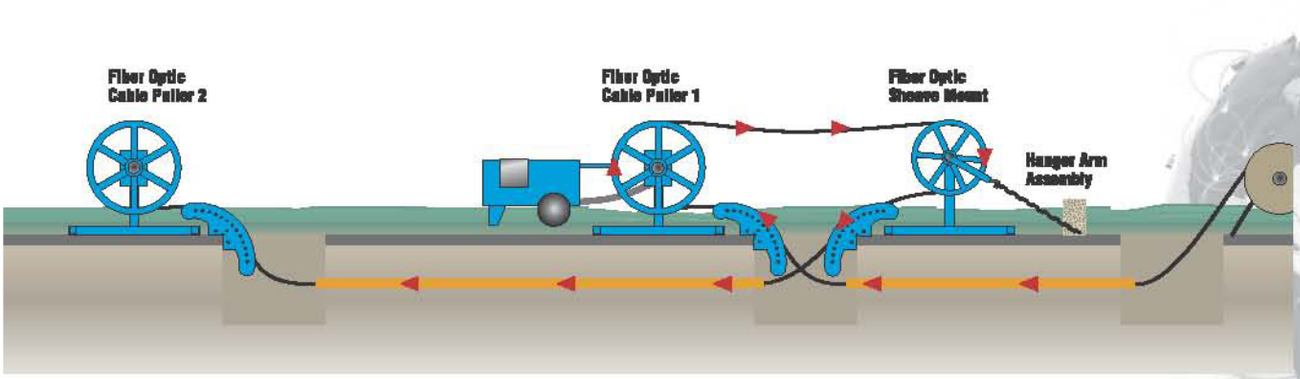

GEORGIA UNDERGROUND SUPERSTORE

FIBER OPTIC CABLE GUIDES & PULLING LUBRICANT



Overhead Fiber Optic Cable Sheave

Specially designed for guiding fiber optic or CATV cable safely and efficiently, Condux Cable Sheaves feature an innovative hanger arm that eliminates the possibility of cable coming off the sheave or binding against the support arm. With the removal of a pin, the hanger arm separates and allows cable to be slipped in easily, even at midpoints.

24-inch (610mm) sheave diameter allows for a gentle cable arc. Aluminum sheave construction means durability with less weight. Maximum capacity is 1,500 lbs. (6,672 N). Replacement Sheaves available. See Specifications and Selection Charts on page 103.

Part Number	Description
08637825	24" (610 mm) Overhead Fiber Optic Cable Sheave

Underground Fiber Optic Cable Sheave

The Underground Fiber Optic Sheave has all the features of the Overhead Sheave (above) but with an additional second arm for convenient tie-off. Replacement Sheaves available. See Specifications and Selection Charts on page 103.

Part Number	Description
08637800	Underground Fiber Optic Cable Sheave NOTE: Sheave Size 24" O.D.

Polywater® Lubricant F

Polywater® Lubricant F is a high performance, pourable liquid recommended for long and difficult fiber optic cable pulls. It is slow drying and leaves a lubricating film after its water base evaporates. Polywater F does not stress crack low density polyethylene and is compatible with all types of cable jackets.

Part Number	Description	Std. Pkg. Qty.
08230100	1 Quart (.9 liter) Squeeze Bottle	12/case
08230101	1 Gallon (3.8 liter) Jug	4/case
08230104	2½ Gallon (9.5 liter) Jug	2/case
08230105	5 Gallon (19 liter) Pourable Pail	1
08230155	55 Gallon (208 liter) Drum	1

Polywater® Lubricant WF

Lubricant WF is a non-freezing form of the standard Lubricant F.

Part Number	Description	Std. Pkg. Qty.
08230201	1 Gallon (3.8 liter) Jug	4/case
08230204	2½ Gallon (9.5 liter) Jug	2/case
08230205	5 Gallon (19 liter) Pourable Pail	1

For Cable Blowing Lubricants, see page 124.

"Condux International is committed to providing our customers with the products and solutions to satisfy their job requirements. Contact Customer Service for all of your pulling and blowing equipment."

John Hone
Distribution Marketing Manager
27 years

800-245-8339 • georgiaunderground.net

TurboSlitter™

The TurboSlitter™ from Condux can easily split HDPE pipe with wall thicknesses ranging from 0.097 to 0.216 inches! Available in two styles, pneumatic and cordless drill attachment. The cordless drill attachment quickly adjusts to fit almost any rechargeable drill, 14-volt and larger. Save time and effort on the job with the TurboSlitter from Condux.

Part No.	Description
08010220	TurboSlitter-Cordless Drill Attachment • Drill Attachment (min. 14.4 V) • Lightweight shear head for easy one-hand control • Telescoping clamp fits large or small drill housing
08010203	Replacement Blades

08010220

Shown assembled on drill with case.

Cable Jacket and Innerduct Slitter

This popular tool makes quick, safe work of slitting innerduct or removing sheath and turnplate from communication cables. With a turn of the handle, the toothed wheel pulls the tool forward while the angled blade makes a clean cut. Blade guard protects conductors from damage. Minimum cable diameter 1" (25 mm). Slits 1"-2" (25-51 mm) innerduct.

Part Number	Description
08012900	Cable Jacket and Innerduct Slitter
08012901	Replacement Blade

Microduct Cutter

The Condux Microduct Cutter is capable of cutting duct ranging from 3m to 18mm. This cutter is designed specifically to ensure a quick cut, leaving your duct un-crushed and kink free.

Part Number	Description
08783315	Micro Duct Cutter

GEORGIA UNDERGROUND SUPERSTORE

CABLE CUTTERS



Innerduct Slitter

Mechanical Innerduct Slitter is designed to reduce the effort required to longitudinally slit long sections of both High Density Polyethylene (HDPE) and Medium Density Polyethylene (MDPE) innerduct and conduit that have an outside diameter ranging from 1¼" (32 mm) to 2" (51 mm).

Each kit comes with the following:

- Slitter
- Double-sided replacement blade
- Blue leather storage bag
- Leather blade protector
- Allen key that fits all screws
- Set of instructions

Part Number	Description
08012925	Innerduct Slitter
08013101	Replacement Blade

Innerduct Slitter

The Innerduct Slitter is designed for fast, safe cutting of innerducts from 1" (25 mm) to 2" (51 mm).

Part Number	Description
08013100	Innerduct Slitter
08013101	Replacement Blade

Telephone Cable Cutters

Lightweight shear-type cable cutter for copper pair telephone cable. Not intended for cutting steel or ACSR.

Part No.	Description	Max Dia. (in)	Max Dia. (mm)
08090300	30" (762 mm) steel handles	3.37	86

PVC & Polyethylene Cutter

Razor sharp cutting blade makes a fast, clean, burr-free cut in PVC and polyethylene. Ratcheting handle provides for sure, steady cutting action. Reduces cutting and preparation time.

Part Number	Description
08948050	Small diameter—up to 1¼" (32 mm) conduit with 1½" (38 mm) O.D.
08948072	Large diameter—up to 2" (51 mm) conduit with 2⅜" (60 mm) O.D.
08948051	Replacement Blade for Small Cutter
08948073	Replacement Blade for Large Cutter

Cable Bender

Bends power cable up to 750 kcmil with a 1¼" (32 mm) maximum cable diameter.

Part Number	Description
08090000	Cable Bender

800-245-8339 • georgiaunderground.net

800-245-8339 • georgiaunderground.net

Utility Cable Cutters

Lightweight shear-type cable cutter for copper and aluminum cable. Not intended for cutting steel or ACSR.

Part No.	Description	Cuts (max. kcmil) Copper/Alum.	Max Dia. (in)	Max Dia. (mm)
08012300	13" (330 mm) steel handles	350/350	.90	23
08012400	17" (432 mm) 600 V fiberglass handles	500/750	1.03	26
08012500	26" (660 mm) 600 V fiberglass handles	1000/1200	1.40	36

Ratcheting Cable Cutters

Easy one or two handed cutting for copper and aluminum power cables. Specially designed tempered blades combine with positive ratcheting action to cut through most cable. A release lever lets you break free from the load whenever necessary. Hardened steel ratchet teeth resist breakage and will last at least three times longer than inferior ratcheting cutters. Lightweight and portable.

Condux also offers replacement blades for this cable cutter.

Part No.	Description	Cuts (max. kcmil) Copper/Alum.	Max Dia. (in)	Max Dia. (mm)
08014000	Cutter	600–750	1¾	44
08014001	Replacement blade			

Cable Stripper/Slitter

Condux offers two sizes of the Stripper/Slitter for easy and rapid preparation of round cables from .18 (5mm) up to 1.42 inch (36mm) in diameter and 8 AWG up to 500 kcmil. They feature a spring-loaded cable support arm with a beveled leading edge that assists with insulation removal. The blade swivels to facilitate circular, longitudinal and spiral cuts.

Part No.	Description	Cutting Depth (in)	Cutting Depth (mm)	Max Dia. (in)	Max Dia. (mm)
08013000	Small Diameter Stripper/Slitter	.118	3	.18–1.00	5–25
08013050	Large Diameter Stripper/Slitter	.177	4.5	.98–1.42	25–36
08013001	Replacement Blade (fits both sizes)				

GEORGIA UNDERGROUND SUPERSTORE

GUARD RAILS/SHIELDS

Manhole Guard Rail

Furnished with two steel chains and wing bow locking brace to assure sturdy protection. Painted safety yellow. Freestanding.

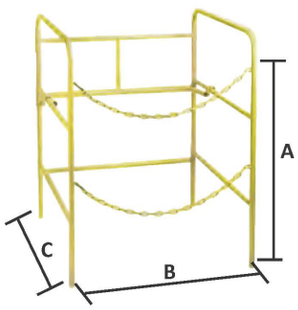

Part Number	Description	A Height (in)	A Height (mm)	B Length (in)	B Length (mm)	C Width (in)	C Width (mm)	Weight (lbs)	Weight (N)
08043300	Manhole Guard Rail	42	1066	32	812	32.25	819	32	14.5
08043301	Manhole Guard Rail with Shield Clamps	42	1066	32	812	32.25	819	32	14.5

High Impact Polymer Manhole Shield

Constructed of rugged lightweight polyethylene with bright yellow material that resists fading. Will fit 27" (686mm), 30" (762mm) and 32" (813mm) diameter manholes with an inflatable seal that ensures a watertight seal. Designed with four outrigger support gussets that stabilize the shield and is 12" tall to keep water and mud out of the manhole as you work. Can be used with Condux guardrail.

Part Number	Description
08043400	Manhole Shield

! Inflate seal until manhole shield fits snugly in the manhole ring. Over-inflating will cause the shield to pop out of the ring.

"Our shop personnel take great care in inspecting our products before they are boxed and shipped. We want to make sure that when our product reaches the field, its ready to be put to work!"

Wes Goff
Quality Inspector
41 years

800-245-8339 • georgiaunderground.net

Manhole Cover Lifting Hooks

Part Number	Length (in)	Length (mm)
08023001	18	457
08023000	26½	673
08023002	36	914
08023003*	36	914
08023005**	30	762

*36" long, 90° hook.
**30" long, 90° hook.

08023002

Hand Hole Hooks

The Hand Hole Hook from Condux allows you to easily unlock then hook and pull up to open the Hand Hole. Save time and effort on the job with the Hand Hole Hook from Condux.

Part Number	Description
08023012	Hand Hole Hook, no Socket
08023010	Hand Hole Hook with Socket
02290772	7/8" Hex & 7/8"Penta Socket

⅞" Hex Socket

⅞" Penta Socket



GEORGIA UNDERGROUND SUPERSTORE

DUCT PLUGS

U.S. Patent No. 4,842,364.

Fiber Optic Innerduct Plug

Split plug with bushing assembly for sealing around cable in duct installations. Simple installation around in-place cables, seal all types of innerduct, ideal for manholes, buildings and cabinets. U.S. Patent No. 4,842,364.

Part Number	Size (in)	Size (mm)	Conduit I.D. Range (in)	Conduit I.D. Range (mm)	Cable O.D. Range (in)	Cable O.D. Range (mm)
08043910	1	25	1.00–1.14	25–29	.35–.57	9–14
08043911	1	25	1.00–1.06	25–27	.50–.70	13–18
08043912	1¼	32	1.22–1.36	31–35	.35–.57	9–14
08043913	1¼	32	1.22–1.36	31–35	.57–.70	13–18
08043914	1¼	32	1.24–1.34	31–34	.70–.90	18–23
08043915	1½	38	1.50–1.65	38–42	.35–.57	9–14
08043916	1½	38	1.50–1.65	38–42	.50–.70	13–18
08043920	2	51	1.98–2.20	50–56	.35–.57	9–14
08043921	2	51	1.98–2.20	50–56	.50–.70	13–18

Innerduct Organizer Plug

Removable and reusable duct seal holds innerduct securely and prevents migration. Easy installation requires no foam or chemicals.

Part Number	Size (in)	Size (mm)	Conduit I.D. Range (in)	Conduit I.D. Range (mm)	Maximum number of Innerduct	Innerduct Size (in)	Innerduct Size (mm)	Innerduct O.D. Range (in)	Innerduct O.D. Range (mm)
08093438	4	102	3.97–4.13	101–105	4	1	25	1.19–1.36	30–35
08093402	4	102	3.97–4.09	101–104	3	1 & 1⅛	25 & 29	1.30–1.42	33–36
08093404	4	102	3.97–4.09	101–104	3	1⅛ & 1¼	29 & 32	1.53–1.67	39–42

Non-Metallic Eye Nut Plug

Made of durable, expansive polyurethane with rugged polypropylene compression plates and eye nut. No tools required for installation. Completely water and air tight. Max air pressure 15 psi.

Part Number	Size (in)	Size (mm)	Conduit I.D. Range (in)	Conduit I.D. Range (mm)
08067825	2½	64	2.34–2.91	59–74
08067830	3	76	2.99–3.46	76–88
08067840	4	102	3.94–4.33	100–110
08067850	5	127	5.00–5.35	124–136
08067860	6	152	5.82–6.37	148–162

Taper of Universal Plugs

Universal Plug

For temporarily plugging duct, bell-ends and terminators. These polyethylene plugs come in sizes to fit all types of manufactured duct, even when the duct is bell-ended or a coupling is attached. The Universal Plug's extended lip design permits easy extraction.

Part Number	Size (in)	Size (mm)	Conduit I.D. Range (in)	Conduit I.D. Range (mm)
08047400	2	51	1.20–2.60	30–66
08047500	3	76	2.75–3.65	70–93
08047601	4	102	3.70–4.70	94–119
08047700	5	127	4.80–5.75	122–146
08047800	6	152	5.82–6.80	148–173

Comfit Plug

Part No.	Nominal OD (mm/inches)	Range (mm/inches)	Units per box
08047110	33.4mm/1"	26-31mm/1.024-1.220"	120
08047112	42.2mm/1¼"	31-39mm/1.201-1.535"	90
08047115	48.3mm/1½"	38-49mm/1.496-1.929"	60
08047120	60.3mm/2"	47-62mm/1.850-2.441"	35

800-245-8339 • georgiaunderground.net

Cable Racks

Supports cable runs in manholes and vaults. Made of 1½" x 9/16" x 3/16" (38 x 14 x 5 mm) hot rolled steel channel, hot dip galvanized. T-slots for attaching hooks are spaced at 1½" (38 mm) intervals. The 8, 14 and 18 hole racks have 19/32" x ¾" (15 x 19 mm) mounting slots at each end that interlock so two or more racks may be combined into one unit. Longer racks are mounted through the T-slots. Use ½" or M12 mounting hardware (see pg. 150).

Part Number	Support Holes	Length (in)	Length (mm)	Bolt Hole Spacing (in)	Bolt Hole Spacing (mm)
08380000	8	15	381	13½	343
08380100	14	24	610	22½	572
08380200	18	30	762	28½	724
08380300	37	55¼	1,403	-	-
08380400	43	64¼	1,631	-	-
08383500	47	70¼	1,784	-	-
08380500	54	81	2,057	-	-

Cable Rack Hooks

Designed to fit snugly into the rack slots. Turned up ends prevent cable or rack insulators from slipping off. Manufactured from 3/16" (5 mm) steel and hot dip galvanized with smooth surfaces to prevent cable damage. Cable rack hooks load rated to 300 lbs.

Part Number	Ext. (in)	Ext. (mm)
08380600	4	102
08380700	7½	190
08380800	10	254
08380900	14	356
08381000	18	457

Plastic Retaining Clip

Part Number	Description
08381210	Plastic Retaining Clip

Cable Rack Insulator

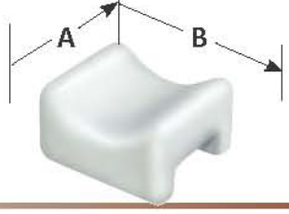

Made of glazed porcelain, the insulators rest on the cable rack hooks, providing additional protection for the cable.

Part Number	Groove Radius (in)	Groove Radius (mm)	Groove (A) Width (in)	Groove (A) Width (mm)	Groove (B) Width (in)	Groove (B) Width (mm)
08381200	1½	38	2¾	70	3	76

Cable Rack Support

To extend the racks away from the wall and avoid obstructions or water seepage. Each rack requires two supports. Hot dip galvanized. Use ½" or M12 mounting hardware (see pg. 150).

Part Number	Steel Size (in)	Steel Size (mm)	Ext. from wall (in)	Ext. from wall (mm)
08381500	.5 x 1.00	13 x 25	3⅝	89
08383900	.5 x 1.00	13 x 25	6 9/16	165
08383800	.5 x 1.25	13 x 32	6 9/16	165

Corner Rack Support

To bolt the racks at manhole corners. Mounting bolt holes for ½" or M12 bolts (see pg. 150). Formed of 1½" x ¼" (38 x 6 mm) steel and hot dip galvanized.

Part Number	Description
08383700	9" x 12" (228 x 305 mm) legs
08383600	12" x 12" (305 x 305 mm) legs

GEORGIA UNDERGROUND SUPERSTORE

MANHOLE EQUIPMENT & ACCESSORIES

Manhole Ladders

All ladders are manufactured of steel. The rungs pass through the side rails and are riveted or welded. The unique design assures a rung cannot turn.

Features:

- 5/8" (16 mm) diameter knurled rungs on 12" (305 mm) centers
- 12" (305 mm) clear between side rails
- 3/8 x 1 1/2" (10 x 38 mm) side rails, through 12' (3.7 m) lengths
- 3/8 x 2 1/2" (10 x 64 mm) side rails, 13' (4.0 m) length and above
- Twisted hook is integral part of side rail
- Approx. weight is 5 lbs. (2.3 kg) per foot of length, through 12' (3.7 m)
- Approx. weight is 7.6 lbs. (3.4 kg) per foot of length, over 12' (3.7 m)

Part Number	Description
08381955	Manhole Ladder, 5.5' (1.7 m) long
08382100	Manhole Ladder, 8.0' (2.4 m) long
08382300	Manhole Ladder, 10.0' (3.0 m) long
08382500	Manhole Ladder, 12.0' (3.7 m) long
08382700	Manhole Ladder, 14.0' (4.3 m) long
08382900	Manhole Ladder, 16.0' (4.9 m) long
08384200	Manhole Ladder, 20.0' (6.1 m) long

! Ladders are hot dip galvanized. Rated at 300lbs (136kg).

Manhole Ladders—Wall Mount

All ladders are manufactured of steel. The rungs pass through the side rails and are riveted or welded.

Features:

- 5/8" (16 mm) diameter deformed rungs on 12" (305 mm) centers
- 14" (356 mm) clear between side rails
- 2 x 1 x 1/8" (51 x 25 x 3 mm) channel side rails
- Furnished with 4 unattached floor/ceiling brackets - 7" (178 mm) offset standard
- Wall mounting brackets may be used
- Approx. weight is 5.5 lbs. (2.5 kg) per foot of length

Part Number	Description
08382001	Manhole Ladder, wall mount, 7.0' (2.1 m) long
08382101	Manhole Ladder, wall mount, 8.0' (2.4 m) long
08382301	Manhole Ladder, wall mount, 10.0' (3.0 m) long
08382501	Manhole Ladder, wall mount, 12.0' (3.7 m) long
08382701	Manhole Ladder, wall mount, 14.0' (4.3 m) long
08382901	Manhole Ladder, wall mount, 16.0' (4.9 m) long
08384101	Manhole Ladder, wall mount, 18.0' (5.5 m) long
08384201	Manhole Ladder, wall mount, 20.0' (6.1 m) long

Optional Floor/Ceiling Brackets

Part Number	Description
08382902	7" (178 mm) offset

! ORDER CAREFULLY! This item is made-to-order and is not returnable.

Pulling-In Irons

Set into the walls of the concrete manholes opposite all duct entrances to provide a strong, convenient attachment for pulling-in blocks when installing or removing cables. Manufactured with 7/8" (22 mm) diameter steel and hot dip galvanized.

Part Number	Description
08383002	9" (228 mm) w/opposing bends
08381301	12" (305 mm) w/cross bar & retaining plate
08381302	12" (305 mm) w/opposing bends

Expansion Anchor

For use in pre-drilled holes. Plug expands as anchor is driven into it making a solid hold in concrete.

Part Number	Description	Allowable Working Loads* Tension (lbs)	Tension (N)	Shear (lbs)	Shear (N)
08409900	3/4"- 10 UNC Threads	4,010	17,836	4,400	19,571
08409901	5/8"- 11 UNC Threads	2,420	10,764	3,050	13,566
08409902	1/2"- 13 UNC Threads	1,690	7,517	1,560	6,939

***NOTE**: Allowable working loads are in 4000 psi concrete.

Allowable shear loads are based on the use of SAE Grade 5 capscrews.

Mounting Hardware

Part Number	Description
02063303	Capscrew, 1/2–13 x 1.25", grade 5, hot galvanized
12008202	Capscrew, 1/2–13 x 1.50", grade 5, hot galvanized
12022003	Capscrew, 1/2–13 x 1.75", grade 2, hot galvanized
08384800	Capscrew, 1/2–13 x 2.00", grade 5, hot galvanized
02155703	Capscrew, 1/2–13 x 2.50", grade 2, hot galvanized
02010003	Lockwasher, 1/2", hot galvanized
12008303	Flatwasher, 1/2", hot galvanized
02125103	Hex Nut, 1/2–13, hot galvanized

800-245-8339 • georgiaunderground.net

The Condux QuickTent

The Condux QuickTent is a portable, freestanding work shelter suitable for use in all kinds of weather conditions. Designed for one person to set up in a matter of seconds, the Condux QuickTent features a fiberglass frame and urethane coated nylon cover that will provide years of dependable service. The QuickTent comes in five sizes, each of which provides a roomy working environment, and folds down to fit into a small, lightweight carrying bag which is sewn into the tent. Other features include:

- Roll-up door with velcro or zipper closures
- Window / vent with closing flap
- Exhaust port
- 12" (305 mm) skirt around the base
- Built-in wind lines for tethering

Easy set-up

Part Number	Description	Dimensions (Set Up) ft (m)	Dimensions (Packed) ft (m)	Weight lbs (kg)	Door Size ft (m)	Window/Vent Size in (mm)	Exhaust Port Diameter in (mm)
08672400	4x4 tent w/ velcro door	4 x 4 x 6.5 (1.2 x 1.2 x 2)	8 x 48 (203 x 1,219)	24 (11)	3 (.9)	12 x 36 (305 x 914)	10 (254)
08672500 08672510	6 x 6 tent w/ velcro door 6 x 6 tent w/ zipper door	6 x 6 x 6.5 (1.8 x 1.8 x 2)	8 x 69 (203 x 1,753)	32 (15)	4 (1.2)	12 x 36 (305 x 914)	10 (254)
08672600 08672520 08672525	8 x 8 tent w/ velcro door 8 x 8 tent w/ zipper door 8 x 8 tent 1 slit door w/ zippers	8 x 8 x 7.5 (2.4 x 2.4 x 2.4)	8 x 95 (203 x 2,413)	40 (18)	4 (1.2)	12 x 36 (305 x 914)	10 (254)
08672700	10 x 10 tent w/ velcro door	10 x 10 x 8 (3 x 3 x 2.4)	9 x 96 (228 x 2,436)	63 (28)	4 (1.2)	12 x 36 (305 x 914)	10 (254)
08672720	10 x 12 tent w/ velcro door	10 x 12 x 8 (3 x 3.6 x 2.4)	9 x 96 (228 x 2,436)	70 (31)	4 (1.2)	12 x 36 (305 x 914)	10 (254)

GEORGIA UNDERGROUND SUPERSTORE

INDEX BY PART NUMBER

Part No.	Page
02010003	150
02063303	150
02125103	150
02157703	150
02163600	20
02215000	20
02218300	20
02246001	136
02250500	45
02250600	45
02250700	45
02250800	45
02250900	45
02251000	45
02260000	129
02260100	129
02260200	129
02260201	129
02260801	136
02261000	136
02261040	136
02263000	45
02269621	57
02269622	57
02269624	57
02269625	57
02269626	57
02269631	57
02269633	57
02269636	57
02272900	136
02273600	136
02276000	79
02279000	45
02279300	71,118,120,122
02279301	71,118,120,122
02279310	71,118,120,122
02279315	71,118,120,122
02279320	71,118,120,122
02279335	71,118,120,122
02279340	71,118,120,122
02283800	109
02284600	109
02286406	109
02286416	119
02286416	109
02286416	119
02286416	119
02288787	109
02288888	57
02288890	57
02288918	57
02288920	57
02288921	57
02288922	57
02288923	57
02288927	57
02288993	57
02288994	57
02289620	109
02289664	81
02289665	81
02289665	133
02289666	81
02289666	133
02289667	81
02289668	981
02289668	133
02290108	133
02290113	133
02290114	133
02290115	133
02290116	133
02290117	133
02290168	109
02290222	109
02290222	109,113
02290383	119
02290520	109,113
02290772	147
02290858	121
02290859	123
02290882	123
02290957	119
02290961	118
02290969	119
02291020	118,120,122
02291090	109,113
02291159	125
02291181	128
02291238	118,120,122
08010203	143
08010220	143
08010414	57
08012300	145
08012400	145
08012500	145
08012900	143
08012901	143
08012925	144
08013000	145
08013001	145
08013050	145
08013100	144
08013101	144
08014000	145
08014001	145
08015000	40
08015005	41,47
08015200	40
08015205	41,47
08015700	40
08015705	41,47
08015800	40
08015805	41,47
08016000	36
08016900	40
08016905	41
08017000	36, 109
08017016	36
08017200	40
08017205	41
08017300	40
08017305	41
08017400	40
08017405	41
08017500	40
08017505	41
08017600	40
08017605	41,47
08017700	40
08017705	41,47
08017800	40
08017805	41
08017900	40
08017905	41
08018000	40
08018005	41,47
08018100	40
08018105	41,47
08018300	40
08018305	41,47
08018400	40
08018405	41,47
08018500	40
08018505	41,47
08018600	40
08018605	41,47
08018700	40
08018705	41,47
08018800	40
08018805	41,47
08018900	40
08018905	41,47
08019100	40
08019105	41,47
08019200	40
08019205	41,47
08019300	40
08019305	41,47
08019400	46
08019405	47
08019500	46
08019505	47
08019600	46
08019605	47
08019700	46
08019705	47
08019800	46
08019805	47
08019900	46
08019905	47
08020600	34
08020622	34
08020630	34
08020632	34
08020634	34
08020660	34
08021015	47
08021020	47
08021025	47
08021030	47
08021035	47
08021040	47
08021045	47
08021050	47
08021055	47
08021060	47
08021065	47
08021070	47
08021075	47
08021080	47
08021085	47
08021090	47
08021100	47
08021110	47
08021120	47
08021130	47
08021140	47
08021150	47
08021160	47
08021170	47
08021180	47
08021300	46
08021305	46
08021500	46
08021505	46
08021700	35
08021800	35
08021900	35
08021925	35
08022100	46
08022105	46
08022880	34
08023000	147
08023001	147
08023002	147
08023003	147
08023005	147
08023010	147
08023012	147
08024200	46
08024205	46
08024400	46
08024405	46
08024500	46
08024505	46
08025500	46
08025505	46
08027900	46
08027905	46
08028400	46
08028405	46
08028700	34
08028800	34
08028820	34
08028830	34
08028900	35
08028904	35
08028905	35
08029000	35
08029080	35
08029100	35
08029200	46
08029205	46
08029400	46
08029405	46
08029600	46
08029605	46
08029700	46
08029705	46
08029720	46
08030003	24
08030004	24
08030011	24
08030060	24
08030100	25,26
08030200	25,26
08030300	25,26
08030400	25,26
08030500	25,26
08031100	19
08031101	19
08031801	27
08031802	27
08031803	27
08031804	27
08031805	27
08031806	27
08031812	25,27
08031814	25,27
08031815	25,27
08031816	25,27
08031819	27
08031820	25,27
08031821	27
08031822	25,27
08031825	25,27
08031826	27
08031830	25,27
08031831	27
08031835	25,27
08031840	25,27
08031841	27
08031844	25,27
08031846	25,27
08031847	27
08031850	25,27
08031851	27
08031860	25,27
08031861	27
08031880	25,27
08031881	27
08032022	21
08032026	21
08032100	25,26
08032165	22
08032170	23
08032175	23
08032179	23
08032181	23
08032185	25
08032190	23
08032191	23
08032200	25,26
08032300	25,26
08032400	25,26
08032500	25,26
08032600	25,26
08032900	22
08032905	22
08032910	22
08032915	22
08032920	22
08032925	22
08032930	22
08032935	22
08032940	23
08032945	23
08032950	23
08032955	23
08032960	23
08032965	23
08032970	23
08032975	23
08032995	27
08032997	27
08033410	18
08033421	18
08033422	18
08033423	18
08033426	18
08033429	18
08033431	18
08033432	18
08033433	18
08033434	18
08033435	19
08033436	19
08033437	19
08033441	18
08033442	18
08033443	18
08033444	18
08033448	18
08033455	20
08033457	20
08033459	18
08033463	20
08033465	20
08033470	18
08033480	18
08033483	18
08033485	18
08033486	18
08033487	18
08033488	20
08033489	20
08033490	20
08033492	20
08033493	20
08033494	20
08033495	20
08033496	20
08033497	20
08033498	20
08033499	20
08033500	25,26
08033512	25,26
08033520	25,26
08033524	25,26
08033532	25,26
08033548	25,26
08033564	25,26
08033580	25,26
08033596	25,26
08033648	25,26
08033664	25,26
08033680	25,26
08033696	25,26
08033732	25,26
08033748	25,26
08033764	25,26
08033796	25,26
08034315	30
08034316	30
08034317	30
08034318	30
08034318	133
08034321	30
08035701	28
08035702	28
08035703	28
08035751	28
08035752	28
08035753	28
08035770	25
08035772	25
08035774	25
08035776	25
08035778	25
08035851	28
08035852	28
08036156	29
08036157	29
08036314	28
08036315	28
08036316	28
08036317	28
08036318	28
08036319	28
08036500	25
08036501	25
08036503	25
08036504	25
08036505	25
08036700	25
08036800	25
08036806	25
08037400	25
08037401	25
08037405	25
08037428	25
08037430	25
08037440	25
08037450	25
08037460	25
08037512	25
08037534	25
08037538	25
08038300	19
08038301	19
08038400	19
08039300	24
08039301	24
08039302	24
08039400	24
08039500	24
08039700	24
08039800	25,26
08040109	95
08040133	95
08040136	95
08040142	95
08040203	95
08040300	95
08040400	95
08040600	95
08040800	95
08040900	95
08041009	95
08041103	95
08041200	95
08041300	95
08041520	103
08041530	103
08041535	103
08041540	103
08041550	103
08041560	103
08041564	103
08041570	103
08041910	96
08041915	96
08041920	96
08042100	102
08042300	102
08042301	102
08042400	99
08042420	99
08042425	100
08042430	100
08042470	98
08042472	98
08042500	99
08042520	99
08042526	99

800-245-8339 • georgiaunderground.net

800-245-8339 • georgiaunderground.net

CONDUX

INDEX BY PART NUMBER

Part No.	Page
08042527	99
08042570	98
08042572	98
08042610	99
08042611	99
08042612	103
08042620	99
08042621	103
08042626	99
08042627	102
08042650	99
08042651	103
08042670	99
08042680	99
08042911	103
08043011	103
08043100	102
08043125	102
08043200	102
08043225	102
08043300	146
08043301	146
08043400	146
08043410	146
08043910	148
08043911	148
08043912	148
08043913	148
08043914	148
08043915	148
08043916	148
08043920	148
08043921	148
08044509	95
08044603	95
08045000	101
08045901	99
08046000	35
08046711	103
08046712	103
08046811	103
08046812	103
08047110	148
08047112	148
08047115	148
08047120	148
08047400	148
08047500	148
08047601	148
08047700	148
08047800	148
08049400	35
08050300	42
08050500	42
08050501	42
08058700	34
08058800	34
08058900	35
08059000	35
08059005	34
08059015	34
08059025	34
08059100	25,26
08059200	25,26
08059515	34
08059520	34
08059525	34
08059530	34
08059535	34
08059540	34
08059550	34
08059560	34
08059580	34
08065411	103
08066300	102
08066301	102
08066800	24
08067100	35
08067200	35
08067400	35
08067500	35
08067600	35
08067825	148
08067830	148
08067840	148
08067850	148
08067860	148
08067900	24-26
08068100	35
08072405	14
08072410	14
08072415	14
08072420	14
08072425	14
08072430	14
08072510	14
08072515	14
08072520	14
08072525	14
08072530	14
08072535	14
08072540	14
08072545	14
08072550	14
08072555	14
08072560	14
08072602	16
08072605	16
08072607	16
08072610	16
08072702	16
08072705	16
08072707	16
08072710	16
08072802	16
08072805	16
08072807	16
08072810	16
08072812	16
08072815	16
08072817	16
08072820	16
08072902	16
08072905	16
08072907	16
08072910	16
08072912	16
08072915	16
08072917	16
08072920	16
08073005	16
08073007	16
08073010	16
08073012	16
08073015	16
08073017	16
08073020	16
08073025	16
08073030	16
08073505	16
08073507	16
08073510	16
08073512	16
08073515	16
08073517	16
08073520	16
08073525	16
08073530	16
08073605	14
08073610	14
08073615	14
08073620	14
08073625	14
08073630	14
08073710	14
08073715	14
08073720	14
08073725	14
08073730	14
08073735	14
08073740	14
08073745	14
08073750	14
08073755	14
08073760	14
08073900	32
08074600	40
08074605	41,47
08075003	32
08075103	32
08075205	14
08075207	14
08075210	14
08075212	14
08075215	14
08075217	14
08075220	14
08075225	14
08075230	14
08075300	40
08075305	41,47
08075500	40
08075505	41,47
08075600	46
08075710	15
08075720	15
08075730	15
08075740	15
08075750	15
08075760	15
08075770	15
08075780	15
08075790	15
08075800	46
08075805	46
08075820	46
08075825	46
08075940	46
08076000	40
08076005	41,47
08076100	46
08076105	46
08076405	16
08076407	16
08076410	16
08076412	16
08076415	16
08076417	16
08076420	16
08076425	16
08076430	16
08076500	40
08076505	41,47
08076600	40
08076605	41,47
08076900	40
08076905	41,47
08077205	17
08077207	17
08077210	17
08077212	17
08077215	17
08077217	17
08077220	17
08077225	17
08077230	17
08077235	17
08077245	17
08077705	17
08077707	17
08077710	17
08077712	17
08077715	17
08077717	17
08077720	17
08077725	17
08077730	17
08077735	17
08077740	17
08077745	17
08078200	25,26
08078300	25,26,110,116
08078400	25,26
08078505	17
08078507	17
08078510	17
08078512	17
08078515	17
08078517	17
08078520	17
08078525	17
08078530	17
08078535	17
08078540	17
08078545	17
08078605	17
08078607	17
08078610	17
08078612	17
08078615	17
08078617	17
08078620	17
08078625	17
08078630	17
08078635	17
08078640	17
08078645	17
08078705	17
08078707	17
08078710	17
08078712	17
08078715	17
08078717	17
08078720	17
08078725	17
08078730	17
08079110	14
08079120	14
08079130	14
08079140	14
08079150	14
08079160	14
08079170	14
08079180	14
08079190	14
08079305	17
08079307	17
08079310	17
08079312	17
08079315	17
08079317	17
08079320	17
08079325	17
08079330	17
08079500	35
08080912	36
08080913	36
08080916	36
08080920	36
08080925	36
08080930	36
08081006	36
08081016	36
08081026	36
08081036	36
08081042	36,45
08081046	36
08081053	36
08081065	36,45
08081313	114
08081319	114
08081320	114
08081547	20
08081567	20
08082020	35
08082025	35
08082030	35
08082035	35
08082040	35
08082050	35
08082060	35
08082080	35
08082121	23
08082126	23
08082131	23
08082136	23
08082141	23
08082151	23
08082161	23
08082310	14
08082320	14
08082330	14
08082340	14
08082350	14
08082360	14
08082370	14
08082380	14
08082390	14
08082600	99
08082670	98
08082672	98
08082800	98
08082870	98
08082872	98
08083210	15
08083220	15
08083230	15
08083240	15
08083250	15
08083260	15
08083270	15
08083280	15
08083290	15
08083710	14
08083720	14
08083730	14
08083740	14
08083750	14
08083760	14
08083770	14
08083780	14
08083790	14
08083810	15
08083811	15
08083812	15
08083813	15
08083814	15
08083815	15
08083820	15
08083830	15
08083840	15
08083850	15
08083860	15
08083870	15
08083880	15
08083890	15
08083910	15
08083911	15
08083912	15
08083913	15
08083914	15
08083915	15
08083920	15
08083930	15
08083940	15
08083950	15
08083960	15
08083970	15
08083980	15
08083990	15
08084310	14
08084320	14
08084330	14
08084340	14
08084350	14
08084360	14
08084370	14
08084380	14
08084390	14
08086310	15
08086311	15
08086312	15
08086313	15
08086314	15
08086315	15
08086320	15
08086330	15
08086340	15
08086350	15
08086360	15
08086370	15
08086380	15
08086390	15
08086510	15
08086511	15
08086512	15
08086513	15
08086514	15
08086515	15
08086520	15
08086530	15
08086540	15
08086550	15
08086560	15
08086570	15
08086580	15
08086590	15
08086800	95
08087000	95
08087200	95
08087811	103
08087812	103
08087911	103
08087912	103
08088600	102
08088625	102
08088800	102
08088825	102
08090000	144
08090300	144
08090903	33
08090906	33
08090912	33
08091003	33
08091006	33
08091012	33
08091103	33
08091106	33
08091112	33
08091200	38
08091205	38
08091201	38
08091221	38
08091222	38
08091230	38
08091440	102
08093402	148
08093436	148
08093438	148
08094500	101
08096001	33
08096003	33
08096203	32
08096303	32
08096503	32
08097000	97
08097001	97
08097002	97
08097003	97
08097040	97
08097100	140
08097200	140
08099703	33
08190007	45
08190016	44
08190020	44
08190025	44
08190030	44
08190040	44
08190045	44
08190060	44
08190080	44
08190104	45
08190114	45
08190124	45

GEORGIA UNDERGROUND SUPERSTORE

INDEX BY PART NUMBER

Part No.	Page
08190134	45
08190144	45
08190154	45
08190164	45
08190167	45
08190408	44
08190412	44
08190416	44
08190420	44
08190425	44
08190430	44
08190539	44
08201015	30
08201020	30
08201025	30
08201030	30
08201041	30
08201045	30
08201051	30
08201061	30
08201080	30
08201086	30
08201089	30
08201090	30
08201091	31
08201093	31
08201108	30
08201110	30
08201112	30
08201115	30
08202020	31
08202520	31
08202920	31
08203020	31
08203920	31
08204020	31
08204920	31
08205020	31
08205920	31
08206020	31
08210007	37
08210012	37
08210014	37
08210018	37
08210105	37
08210115	37
08210125	37
08210135	37
08220020	56
08220030	56
08220050	56
08220060	56
08220600	56
08220601	57
08220602	57
08220603	57
08220604	57
08220605	57
08220606	57
08220608	57
08220609	57
08220611	56
08220612	57
08220613	57
08230100	142
08230101	142
08230104	142
08230105	142
08230155	142
08230201	142
08230204	142
08230205	142
08230300	65
08230301	65
08230305	65
08230310	65
08230355	65
08230400	65
08230401	65
08230405	65
08230410	65
08230455	65
08230501	65
08230504	65
08230505	65
08230555	65
08230600	124
08230601	124
08230605	124
08230675	117,124
08230676	125
08230800	109
08230900	124
08230901	124
08230905	124
08231009	124
08231032	124
08231040	124
08380000	149
08380100	149
08380200	149
08380300	149
08380400	149
08380500	149
08380600	149
08380700	149
08380800	149
08380900	149
08381000	149
08381200	149
08381210	149
08381300	150
08381301	150
08381302	150
08381500	149
08381955	150
08382001	150
08382100	150
08382101	150
08382300	150
08382301	150
08382500	150
08382501	150
08382700	150
08382701	150
08382900	150
08382901	150
08382902	150
08383002	150
08383500	149
08383600	149
08383700	149
08383800	149
08383900	149
08384101	150
08384200	150
08384201	149
08384800	150
08409900	150
08409901	150
08409902	150
08539100	100
08539110	100
08539136	103
08539137	103
08539200	100
08539210	100
08539220	101
08539236	103
08539237	103
08539240	100
08539245	98
08539246	98,100
08539304	103
08539308	103
08539320	140
08539350	140
08539550	140
08539600	101
08539610	101
08539650	100
08539700	100
08539710	100
08539800	101
08539810	101
08549200	43
08549230	43
08549325	43
08549326	43
08549329	43
08549330	43
08549331	43
08549332	43
08549333	43
08549334	43
08549340	43
08549342	43
08549350	117
08561284	32
08561285	32
08561297	32
08561299	32
08566100	127
08566109	127
08566110	127
08566112	127
08566115	127
08566120	127
08566125	127
08566130	127
08566310	127
08566312	127
08566315	127
08566316	127
08566318	127
08566319	127
08566333	127
08566335	127
08566337	127
08566350	127
08566351	127
08566352	127
08566353	127
08566354	127
08566355	127
08566356	127
08566357	127
08566358	127
08566359	127
08566360	127
08566361	127
08566362	127
08566363	127
08569910	43
08580825	43
08580837	43
08580850	43
08580875	43
08580899	43
08581212	42
08581218	42
08581225	42
08581231	42
08581237	42
08581250	42
08581256	42
08581262	42
08581268	42
08581278	42
08610620	77
08610623	79
08610642	79
08610643	79
08610644	79
08610645	79
08610646	79
08610647	79
08610648	79
08610649	79
08610650	71
08610686	71
08610860	71
08610880	71
08610900	76
08611001	79
08611002	79
08611003	79
08611004	79
08611005	79
08611006	79
08611007	79
08611008	79
08611009	79
08611011	79
08611012	79
08611013	79
08611020	79
08617200	100
08617215	100
08617220	100
08617225	100
08617230	100
08617235	100
08617250	100
08617260	100
08617270	100
08617280	100
08617312	100
08617340	100
08617360	100
08617415	100
08617420	100
08617425	100
08617430	100
08617435	100
08617440	100
08617441	100
08617450	100
08617460	100
08617461	100
08617480	100
08637743	103,141
08637800	142
08637825	142
08637900	141
08637909	141
08637910	141
08637911	141
08637912	141
08637930	141
08637940	141
08641610	54
08641616	54
08641628	54
08641634	54
08641640	54
08641646	54
08641710	54
08641716	54
08641728	54
08641734	54
08641740	54
08641746	54
08641813	53
08641822	53
08641831	53
08641837	53
08641843	53
08641849	53
08641852	53
08641855	53
08641858	53
08641861	53
08641864	53
08641913	53
08641922	53
08641931	53
08641937	53
08641943	53
08641949	53
08641952	53
08641955	53
08641958	53
08641961	53
08641964	53
08642022	52
08642028	52
08642031	52
08642037	52
08642043	52
08642049	52
08642055	52
08642058	52
08642061	52
08642064	52
08642067	52
08642122	52
08642128	52
08642131	52
08642137	52
08642149	52
08642155	52
08642158	52
08642161	52
08642164	52
08642167	52
08642170	52
08642173	52
08642176	52
08642222	52
08642228	52
08642231	52
08642237	52
08642249	52
08642255	52
08642258	52
08642261	52
08642264	52
08642331	52
08642337	52
08642349	52
08642355	52
08642358	52
08642361	52
08642364	52
08642422	54
08642428	54
08642431	54
08642437	54
08642443	54
08642531	55
08642537	55
08642543	55
08642549	55
08642552	55
08642555	55
08642558	55
08642561	55
08642564	55
08642731	55
08642737	55
08642743	55
08642749	55
08642752	55
08642755	55
08642758	55
08642849	55
08642855	55
08642858	55
08642861	55
08642864	55
08642922	55
08642928	55
08642931	55
08642937	55
08642943	55
08642949	55
08642952	55
08642955	55
08642961	55
08642964	55
08643022	51
08643028	51
08643031	51
08643037	51
08643043	51
08643049	51
08643052	51
08643055	51
08643122	51
08643128	51
08643131	51
08643137	51
08643143	51
08643149	51
08643155	51
08643158	51
08643161	51
08643164	51
08643200	51
08643210	51
08643213	51
08643216	51
08643222	51
08643228	51
08643231	51
08643237	51
08643505	50
08643512	50
08643514	50
08643518	50
08643524	50
08643529	50
08643612	50
08643614	50
08643618	50
08643624	50
08643629	50
08643713	50
08643716	50
08643722	50
08643728	50
08643753	50
08643754	50
08643755	50
08643756	50
08643757	50
08643758	50
08643759	50
08645705	112
08672400	151
08672500	151
08672510	151
08672520	151
08672525	151
08672600	151
08672700	151
08672720	151
08674000	69
08674001	69
08674005	69,77
08674010	77
08674014	79
08674017	79
08674021	79
08674022	79
08674100	79
08674110	69
08674300	73
08674386	73
08674388	71
08674391	73
08674500	75
08674501	79
08674595	77
08674680	76
08674688	75
08674689	75
08674750	76
08674752	76
08674760	76
08674850	71
08674901	78
08674916	78
08674928	78
08674940	78

800-245-8339 • georgiaunderground.net

800-245-8339 • georgiaunderground.net

CONDUX

INDEX BY PART NUMBER

Part No.	Page
08674960	78
08675115	134,138,141
08675130	136
08675138	136
08675200	129
08675200INTL	129
08675213	135
08675220	135
08675220	135
08675230	135
08675252	129
08675254	129
08675255	129
08675430	135
08675436	135
08675675	138
08675700	129
08675700INTL	129
08675858	129
08675908	134
08675920	133
08675926	133
08675930	134
08676000	134
08676844	126
08676853	126
08676854	126
08676855	126
08676856	126
08676857	126
08676859	126
08676860	126
08676861	126
08676862	126
08676863	126
08677325	79
08677330	79
08677350	80
08677355	81
08677360	81
08677370	81
08677371	81
08677372	81,133
08677373	81
08677374	81
08677375	81,133
08677378	81
08678025	71
08678200	66
08678217	69
08678240	68
08678245	68
08678250	68
08678255	68
08678260	68
08678265	68
08678270	68
08678275	68
08678276	68
08678277	68
08678278	68
08678279	68
08678280	68
08678281	68
08678282	68
08678283	68
08678295	68
08678300	68
08678303	68
08678304	68
08678305	68
08678306	68
08678307	68
08678309	68
08678320	68
08678324	68
08678329	68
08678330	68
08678350	68
08678370	68
08690001	133,138
08690055	133,138
08761248	109,129,133,136
08761250	110,116
08761255	110,116
08761260	110,116
08761265	110,116
08761424	111,113,115
08761425	111,113,115
08761426	111,113,115
08761427	111,113,115
08761428	111
08761429	111
08761430	111
08761431	111
08761432	111
08761433	111
08761434	111
08761435	111
08761439	110,116
08761440	110,116
08761441	110,116
08761442	110,116
08761444	110,116
08761525	110,116
08761555	110,116
08761560	110,116
08761579	110,116
08761643	110,116
08761660	110,116
08761670	110,116
08761700	124
08761786	110,116
08761840	110,116
08761842	110,116
08761844	110,116
08761846	110,116
08761868	113,117
08761869	113,117
08763030	88
08763230	92
08763270	91
08763280	91
08763292	91
08763360	91
08763370	91
08763380	91
08763400	91
08764090	117
08764110	112,115
08764112	112,115
08764113	112,115
08764120	112,115
08764122	112,115
08764123	112,115
08764130	112,115
08764132	112,115
08764133	112,115
08764140	112,115
08764142	112,115
08764143	112,115
08764150	112,115
08764151	112,115
08764153	112,115
08771275	87
08771350	87
08772000	82
08773000	82
08773116	82
08780051	110,116
08780099	110,116
08780126	110,113
08780134	110,116
08780223	30,109
08780230	110,116
08780240	110,116
08780281	111,113
08780284	111
08780285	111
08780286	111
08780306	110,116
08780307	110,116
08780308	110,116
08780309	110,116
08780333	110,116
08780334	110,116
08780335	110,116
08780368	110,116
08780369	110,116
08780370	110,116
08780371	110,116
08780372	110,116
08780373	110,116
08780374	110,116
08780375	110,116
08780384	129
08780385	110,116
08780386	110,116
08780387	110,116
08780388	110,116
08780389	110,116
08780390	110,116
08780391	110,116
08780392	110,116
08780393	110,116
08780394	110,116
08780395	110,116
08780396	110,116
08780397	110,116
08780398	110,116
08780404	110,116
08780406	111,113,115
08780407	111,113,115
08780424	109,113
08780431	110,116
08780435	110,116
08780446	111
08780545	110,116
08780546	110,116
08780547	110,116
08780575	110,116
08780680	110,116
08780682	110,116
08780685	110,116
08780690	110,116
08780705	112
08780710	112
08780712	112
08780720	112
08780721	112
08780722	112
08780723	112
08780724	112
08780725	112
08780729	112
08780730	112
08780731	112
08780732	112
08780735	112
08780739	112
08780740	112
08780741	112
08780742	112
08780748	112
08780750	112
08780770	112
08780771	112
08780772	112
08780774	112
08780776	112
08780786	110,116
08780791	110,116
08780793	110,116
08780795	110,116
08780800	114
08780801	114
08780802	114,115
08780803	114,115
08780804	114,115
08780805	114,115
08780806	114,115
08780807	114,115
08780850	114
08780860	114
08780865	114
08780930	110,116
08781020	108
08781022	108
08781023	108
08781101	112,115
08781106	112,115
08781110	112,115
08781115	111,113
08781116	111,113
08781117	111,115
08781118	111,115
08781120	111,115
08781121	111,115
08781122	110,112,115,116
08781153	110,116
08782000	109
08782004	109
08782008	109
08782010	109
08782046	109
08782048	109
08782054	109
08782056	109
08782300	113
08782302	113
08782304	113
08782306	113
08782308	113
08782316	113
08782317	113
08782318	113
08782319	113
08782324	113
08782326	113
08782328	113
08782330	113
08783001	118
08783050	120
08783054	120,122
08783055	121
08783056	123
08783069	120
08783076	118,120,122
08783077	120,122
08783085	131
08783090	131
08783095	121
08783170	121,123
08783171	121,123
08783172	121,123
08783173	121,123
08783174	121
08783175	121
08783176	121
08783177	121
08783190	121,123
08783191	121,123
08783192	119,121,123
08783193	119,121,123
08783194	119,121
08783195	119,121
08783196	119,121
08783197	119,121
08783230	102
08783250	121
08783251	121
08783253	121
08783254	121
08783255	121
08783256	121
08783257	121
08783258	121
08783259	120-123
08783300	121,125
08783301	119,125
08783302	125
08783303	123,125
08783304	125
08783315	125,143
08783316	125
08783317	125
08783318	125
08783319	125
08783320	125
08783321	125
08783322	125
08783323	125
08783324	125
08783325	125
08783326	125
08783323	125
08783354	125
08783390	121,123
08783391	121,123
08783392	119
08783393	119
08783400	122
08783404	122
08783426	122
08783448	123
08783449	123
08783450	123
08783451	123
08783452	123
08783453	123
08783500	118
08783437	121
08783501	118
08783519	118
08783543	118,120
08783589	119
08783590	119
08783631	119
08783632	119
08783633	119
08783664	119
08783635	119
08783636	119
08783637	119
08783638	119
08783639	119
08783641	119
08783642	119
08783643	119
08783644	119
08783645	119
08783646	119
08783647	119
08783648	119
08783649	119
08783650	119
08783651	119
08783652	119
08783653	119
08783654	119
08783655	119
08783656	119
08783657	119
08783658	119
08783659	119
08783660	119
08783737	119
08783739	119
08783741	119
08783743	119
08783900	126
08783910	126
08783911	126
08783912	126
08783913	126
08783914	126
08783915	126
08783916	126
08783917	126
08783918	126
08783919	126
08783920	126
08783921	126
08785000	119,128
08785002	119,128
08785008	128
08785010	128
08785050	128
08785041	128
08900546	35
08900547	35
08900548	35
08900549	35
08900550	35
08900551	35
08900552	35
08900553	35
08913335	60
08913538	112,115,117
08913545	112,115,117
08913547	112,115,117
08914005	61
08914007	61,110,112,115,116
08914010	61
08914110	60
08914120	60
08914130	60
08914140	60
08914150	60
08914160	60
08914310	59
08914320	59
08914330	59
08914340	59
08914350	59
08914360	59
08917010	64
08917030	64
08917060	64
08917080	64
08917086	64
08917123	62-64
08917150	62
08917175	64
08917223	62-64
08917250	62
08917275	64
08917323	62-64
08917350	62
08917375	64
08917423	62-64
08917450	62
08917475	64
08917523	62-64
08917550	62
08917575	64
08917723	62-64
08917750	62
08917775	64
08917823	62-64
08917850	62
08917875	64
08917923	62-64
08917950	62
08917975	64
08918023	62-64
08918050	62
08918075	64
08918123	62-64

GEORGIA UNDERGROUND SUPERSTORE

INDEX BY PART NUMBER

Part No.	Page
08918150	62
08918175	64
08918223	62-64
08918250	62
08918275	64
08918323	62-64
08918350	62
08918375	64
08918423	63
08918430	63
08918440	63
08918445	63
08918450	63
08918455	63
08918500	63
08918505	63
08918510	63
08918515	63
08918520	63
08918525	63
08918530	63
08918535	63
08918540	63
08918545	63
08918550	63
08918555	63
08918560	63
08918565	63
08918570	63
08918575	63
08918580	63
08918585	63
08918590	64
08918595	64
08931009	104
08931010	104
08931012	104
08931013	104
08931015	104
08931020	104
08931100	106
08931503	104
08931506	104
08931509	104
08931512	104
08934000	104
08934009	104
08934012	104
08934020	104
08934030	104
08934035	104
08934040	104
08934075	106
08934503	104
08934506	104
08934509	104
08934512	104
08935000	104
08935009	104
08935012	104
08935020	104
08935030	104
08935035	104
08935040	104
08935050	104
08935075	106
08935503	104
08935506	104
08935509	104
08935512	104
08936000	104
08936009	104
08936012	104
08936040	104
08936050	104
08936060	104
08936075	106
08936503	104
08936506	104
08936509	104
08936512	104
08942958	67
08948050	144
08948051	144
08948072	144
08948073	144
08955408	46
08960200	104
08960323	62-64
08960350	62
08960375	64
08960423	62-64
08960450	62
08960475	64
08960523	62-65
08960550	62
08960575	64
08960712	58
08960715	58
08960720	58
08960823	62-64
08960850	62
08960875	64
08960923	62-64
08960950	62
08960975	64
08988000	94
08988009	94
08988012	94
08988080	94
08988503	94
08988506	94
08988509	94
08988512	94
12008202	150
12008303	150
12022003	150
18000610	7
18000615	7
18000620	6,7
18000625	7
18000670	6,7
18001100	7,8
18001270	7
18101930	7,10
18101935	7,10
18101940	7,10
18104400	11
18106000	11
18151500	7,9
18151600	7,9
18401060	7,8
18401080	7
18401180	7,9
18403060	7,9
18403063	9
18403066	7
18403067	7,9
18501008	6,7
18501010	7,9
18501011	7
18501012	7
18501043	7,9
18501044	7,10
18501186	6-8,10
18501233	7
21000371	36
21000381	36,45
21000391	36,45
21000401	36,45
21001962	91
21011510	91
21011629	91
08016000H	36
08033420K	18
08033440K	18
08036005K	19
08036006K	19
08036303K	19
08036304K	19
08036306K	19
08036307K	19
08080912H	36
08080913H	36
08080916H	36
08080920H	36
08080925H	36
08081516R	21
08081524R	21
08081530R	21
08081550R	21
08610650S	71
08610686S	71
08610900-AU	76
08674300S	73
08674386S	73
08674388S	71
08674391S	73
08674500S	75
08674688S	75
08674689S	75
08678025S	71
08760030-02	137
08760030-03	137
08760030-04	137
08760030-05	137
08760030-06	137
08760030-07	137
08760030-08	137
08760030-09	137
08760030-10	137
08760040-02	137
08760040-03	137
08760040-04	137
08760040-05	137
08760040-06	137
08760050-02	137
08760050-03	137
08760050-04	137
08760050-05	137
08760050-06	137
08763030-1	88
08763030-1R	88
08763030R	88
08763230-1	92
08763230-1R	92
08763230R	92
08771000-05	94
08771000-06	96
08783050EU	120
08783050-01	120
08783050-01EU	120
08783400-EU	122
08783404-EU	122
08783500-EU	118
08783501-EU	118
TV008700041	91

800-245-8339 • georgiaunderground.net

800-245-8339 • georgiaunderground.net

CONDUX

NOTES

GEORGIA UNDERGROUND SUPERSTORE

TERMS & CONDITIONS DOMESTIC CUSTOMERS

General Terms

SHIPPING TERMS
F.O.B. Mankato, Minnesota. Freight prepaid and billed Subject to prior credit approval.

LOSS OR DAMAGE
Loss or damage in transit are the responsibility of the carrier. Any claim should be filed with the delivering transport company. Invoice Bill of Lading, and Delivery receipt with damage noted therein must accompany any claims for freight damage. Claims for shortage and lost shipments must be made in writing to Condux International, Mankato, MN within 60 days of date of shipment. Claims not reported within this time frame will not be honored.

PRICES
Prices are subject to change without notice. All orders subject to acceptance at the factory. We reserve the right to invoice prices in effect at time of shipment.

TERMS
Net 30 days

Returned Goods Policy

- All returned goods must be authorized within 6 months of the invoice date.
- No returned materials will be accepted without an accompanying Returned Materials Authorization from the factory.
- Full Credit will be issued for returned goods with an accompanying order of equal value. There is a 25% restocking charge on returns without an accompanying order of equal value.
- Credit value will be based on the actual price paid.
- Customer must be in good credit standing with Condux.
- Discontinued, shopworn, unboxed material, or material in non-standard package quantities is excluded and will not be eligible for credit.
- Customer pays return freight.

Please ship authorized returns to:
Condux International, Inc.
145 Kingswood Drive, Mankato, MN 56002 U.S.A.
Return Freight Prepaid

Limited Warranty

Condux International, Incorporated extends the following warranty to the original purchaser of these goods for use, subject to the qualifications indicated: Condux International, Inc. warrants to the original purchaser for use that the goods or any component thereof manufactured by Condux International, will be free from defects in workmanship for a period of 1 year from the date of purchase* provided such goods are installed maintained, and used in accordance with Condux International, International's and the original manufacturer's written instructions.

Components not manufactured by Condux International, but used within the assembly provided by Condux International, are subject to the warranty period specified by the individual manufacturer of said component, provided such goods are installed, maintained, and used in accordance with Condux International's written instructions. Condux International's sole liability and the Purchaser's sole remedy for a failure of goods under this limited warranty, and for any and all claims arising out of the purchase and use of the goods, shall be limited to the repair or replacement of the goods that do not conform to this warranty.

To obtain repair or replacement service under the limited warranty, the purchaser must contact the factory for a Return Material Authorization (RMA). Once obtained, send the Return Material Authorization along the defective part or goods to: Condux International, Inc. 145 Kingswood Drive, Mankato, MN 56002, U.S.A. freight prepaid.

THERE ARE NO EXPRESS WARRANTIES COVERING THESE GOODS OTHER THAN AS SET FORTH ABOVE, THE IMPLIED WARRANTIES OF MERCHANTABILITY AND FITNESS FOR A PARTICULAR PURPOSE ARE LIMITED IN DURATION TO ONE YEAR FROM DATE OF PURCHASE.

CONDUX ASSUMES NO LIABILITY IN CONNECTION WITH THE INSTALLATION OR USE OF THE PRODUCT, EXCEPT AS STATED IN THIS LIMITED WARRANTY, CONDUX WILL IN NO EVENT BE LIABLE FOR INCIDENTAL OR CONSEQUENTIAL DAMAGES.

***Except for the 819 Directional Drilling Swivels, 400 Series D.Drill Directional Drilling Swivels, PE/PVC Pulling Eyes, Directional Drilling Break-Away Swivels and Ground Rod Drivers, which carry a 90 day limited warranty.**

Condux International, Inc.
145 Kingswood Drive • P.O. Box 247
Mankato, MN 56002-0247 U.S.A.

Toll Free in U.S. and Canada: **1-800-533-2077**
International: 1-507-387-6576 • FAX: 1-507-387-1442

Product Information

Catalogs

Part Number	Description
CAT16-DOM	2016 Domestic Catalog, English

DVD's

Part Number	Description
08678321	CableGlider
08675101	Fiber Optic Cable Puller
08780423	Gulfstream 400
92000003	Gulfstream 300
92000002	Gulfstream 200
92000001	Gulfstream 150

See Website for Catalog, User Guides, Safety Manuals & DVD's **www.condux.com.**

User's Guides & Safety Manuals

Part Number	Catalog Description
08012992	Cable Jacket & Innerduct Slitter
08013085	Duct Mandrels
08013089	Cable Jacket Stripper / Slitter
08013096	Jacket Stripper / Slitter Blade Replacement
08013198	Innerduct Slitter
08014092	Ratcheting Cable Cutters
08015089	Break-Away Swivel Break Pin Replacement
08017399	Break-Away Swivels
08025099	Manhole Cover & Grate Remover
08026259	HD Lid Lifter Manual
08026359	Magnet Lid Lifter Manual
08030089	Power Dart® Blower, 110 Volt
08032907	Quick Connect Low Pressure Seal-Offs
08035788	Splice Kit - 3/16" & 1/4" Duct Rod
08041494	Hooked Hanger Sheaves
08042639	4,000 Hooked Hanger Sheave Manual
08081589	Fiberglass Duct Rodders
08091298	Rope to Swivel Clevis
08091299	Rope to Rope Clevis
08097099	Jamb Skid
08190091	Break-Away D.Drill® Swivels
08190092	Break-Away D.Drill® Break Pin Replacement
08190093	D.Drill® Swivels
08220099	PE & PVC Pulling Eyes
08539099	Quadrant Blocks & Cable Guides
08549299	Pulling Harnesses
08610698	CableGlider® Cable Pullers
08637898	Underground Fiber Optic Sheave
08637899	Overhead Fiber Optic Sheaves
08672499	QuickTents
08674099	Floor / Conduit / Pole Mount Frames
08674699	Floor Mount Frames
08674999	Extension Frames
08675104	Fiber Optic Puller Remote Stand
08675299	Portable Hydraulic Power Pack
08675881	Fiber Optic Cable Pullers
08675909	Fiber Optic Puller Hitch Mount
08676099	Fiber Optic Puller Pole Mount
08678299	LW Cableglider Manual
08678369	Tripod LW Cableglider Manual
08760099	Slip Clutch Capstan
08761459	Duct Pressure Test Kit
08761702	Air Cooler
08763295	WDR505 A-Frame Manual
08763499	WDR505
08771091	APS75
08780993	Fiber Optic Cable Blower Belt Replacement
08780998	LW Fiber Optic Cable Blower Quick Reference Guide
08780999	LW Fiber Optic Cable Blower

Part Number	Catalog Description
08783049	Gulfstream 200/300
08913393	Innerduct Pulling Eyes
08917089	Reusable Power Pulling Eyes
08920097	Pulling Eye Crimper Kit
18000698	Pole Mount Cable Blocks
18000699	Single Roller Cable Blocks
18010099	Mullen (Hand) Cable Benders
18010199	Throwing Weight
18100099	Set-Up Bracket
18100199	Reel Buck
18101998	90° Corner Blocks
18101999	90° Large Diameter Corner Block
18103499	Pole Mount Multi Block Hanger
18103599	45° Large Diameter Corner Block
18103699	Multiple Roller Blocks
18104499	Pole Bracket
18105899	Cable Chute
18106099	Pole Bracket Adapter
18107999	Strand Brakes
18108099	Aerial Cable Pullers
18108499	Cable Benders
18109299	Cable Block Pushers
18110898	Wire Raising Tools
18110899	Cable Block Lifters
18120499	Cable Caddies
18151599	Economy Overlash Blocks
18152099	Center Conductor Cleaner
18308099	Overlash Aerial Cable Puller
18401099	Economy Cable Blocks
18403099	Overlash Cable Blocks
91000005	Gulfstream 150
91000007	The Blue Ox Cable Puller

GEORGIA UNDERGROUND SUPERSTORE

CONDUX®

CONDUX INTERNATIONAL, INC
145 Kingswood Drive, PO Box 247, Mankato, MN 56002-0247 U.S.A.
1.507.387.6576 • 1.800.533.2077 (U.S. & Canada) • Fax 1.507.387.1442
e-mail: cndxinfo@condux.com • WWW.CONDUX.COM

ISO 9001:2008 CERTIFIED

facebook.com/ConduxInternational
youtube.com/conduxinternational
linkedin.com/company/condux-international

Available From:

Scan me to get the latest product information,view videos and download technical manuals.

800-245-8339 • georgiaunderground.net