

TOUGHEN YOUR TERRAIN



LANDSCAPING INFORMATION & INSTALLATION GUIDE



DIAMONDGRID™

FOR A SOLID SURFACE ANYWHERE

version 02.06.2020

GEORGIA UNDERGROUND SUPERSTORE

ABOUT DIAMOND GRID

LANDSCAPING

Reduce infrastructure costs and eliminate on-going maintenance expenses.

Diamond Grid surface stabilization systems are successfully used by leading landscaping companies throughout the world to cut costs on surfacing roads, shed floors and any other areas where a solid surface is required for all types of vehicles and pedestrians.

Diamond Grid also eliminates the need for on-going maintenance on unsurfaced areas that traditionally require machinery for repairs, labor and materials on a regular basis.



100+


TONS/SQFT FILLED
CRUSH RESISTANCE

30

TONS/SQFT EMPTY
CRUSH RESISTANCE

100%

RECYCLED
POLYPROPYLENE



“OVER THE YEARS OUR YARD IN WINTER TURNS INTO A MUD PIT. THE POOLING OF WATER COMBINED WITH MACHINERY CONSTANTLY CHURNING UP THE GROUND CREATES EXCESSIVE MUD, INHIBITING OUR OPERATIONS. WE SPEND HOURS NOT ONLY CLEANING MUD ETC. OFF ALL EQUIPMENT BUT ALSO FOUND WE WERE WASTING TIME ON CLEANING OUR BOOTS, VEHICLES AND OFFICES. WE RECENTLY INSTALLED DIAMOND GRID AND HAVE FOUND THAT EVEN WITH MACHINERY EXCEEDING 50 TONNE, TRACKING AND TURNING HAS NOT AFFECTED THE DURABILITY OR RELIABILITY OF THIS PRODUCT. MORE IMPORTANTLY – NO MUD PIT. LOADEX HIRE WOULD HAPPILY RECOMMEND DIAMOND GRID AND ENDORSES THIS PRODUCT.”

LOADEX HIRE

MANAGEMENT TEAM,
LOADEX HIRE,
WEST AUSTRALIA

“ON A GOLF COURSE, WE ARE ALWAYS LOOKING FOR QUALITY PRODUCTS TO SAVE US TIME AND MONEY. BY INSTALLING DIAMOND GRID ON A STEEP GRAVEL PATHWAY WE HAVE ACHIEVED EVERYTHING AND MORE. IT NOT ONLY IS VERY FUNCTIONAL, IT ALSO LOOKS GREAT! WE HAVE HAD SEVERAL RAIN EVENTS SINCE INSTALLING DIAMOND GRID AND HAVEN'T HAD TO FIX ANY WASHOUTS AT ALL, SAVING US A HUGE AMOUNT OF TIME THAT WAS PREVIOUSLY WASTED. WITH THE GRID ABSORBING ALL THE RAIN AND IRRIGATION YOU DON'T END UP WITH WET AREAS AT THE END OF YOUR PATHWAYS, ALLOWING US TO IRRIGATE PROPERLY AND HANDLE ANY TYPE OF RAIN EVENT. THIS PRODUCT HAS PROVEN TO BE A HUGE ASSET TO OUR GOLF COURSE AND LOOK FORWARD TO INSTALLING MORE IN THE NEAR FUTURE”



PAT WILSON,
COURSE SUPERINTENDENT,
PAMBULA-MERIMBULA
GOLF CLUB

APPLICATIONS

PATHWAYS ▶

Popular with both developers and homeowners, Diamond Grid can be filled with natural earth, road base or used in conjunction with other landscape products and materials to give a practical and purpose built appearance, whilst keeping traffic to formalised walkways.

◀ SHED FLOORS

Much cheaper than concrete, Diamond Grid is a perfect solution for shed flooring. The grids are ideal for storage of equipment and vehicles. Diamond Grid's easy locking system is simple to install and can be moved if you decide to re-locate your shed.

DRIVEWAYS ▶

Diamond Grid can be used as a top surface on driveways to prevent pot holes, corrugation and erosion on road edges. The grids reduce downtime, and help reduce labor and machinery costs compared to using concrete.



◀ MOUNTAIN BIKE PATHS

Diamond Grid is a cost effective way to deal with soft spots and drainage issues on walking or mountain bike tracks, where continual heavy wear requires ongoing maintenance. On steep slopes that are prone to erosion or have experienced excavation, Diamond Grid can be adopted to retain soil and can integrate with turfing and other erosion control products.



GOLF COURSES ▶

Diamond Grid provides a water permeable paving solution for stabilizing grass and preventing erosion from any trafficked area. The grid systems can be seeded with grass, or filled with gravel to provide a free draining system, saving time and money on ongoing green keeping and maintenance costs.



◀ CAR PARKS

Diamond Grid allows you to build car parks that are attractive, environmentally friendly, economical and durable. They are easily laid without rebar framework and do not crack like concrete or paving over time.



DRAINS ▶

Deep drains and trenches are protected by the grids, which support the structure of the drain and allow the water to flow through without washing away the sides of the drain. Diamond Grid also supports plant root structures while still allowing water to flow through.

◀ BOAT RAMPS

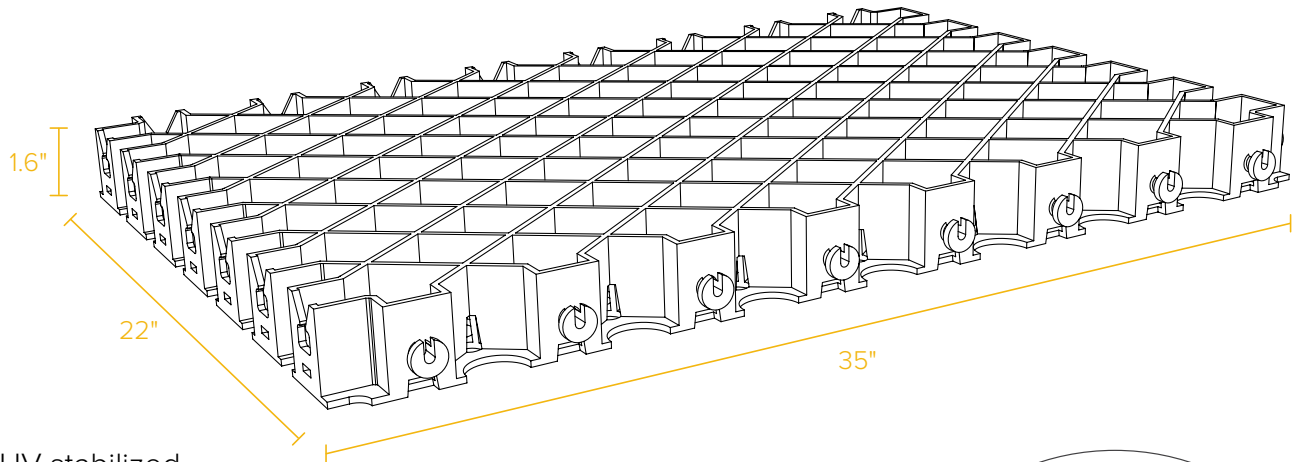
Providing the necessary traction and support, Diamond Grid is the perfect solution for any type of boat ramps. Re-usable and re-locatable you will always have an ideal entry point for your boat trailers and vehicles without the worry of getting stuck or slipping.

CONCRETE CAR PORTS ▶

Concrete costs can be reduced by up to 40% when using Diamond Grid as the reinforcement structure for resurfacing your carport or driveway. A concrete depth of only 1-³/₄" is required to achieve a certified compression strength test of 3,625 psi, providing considerable savings on concrete materials and labor.

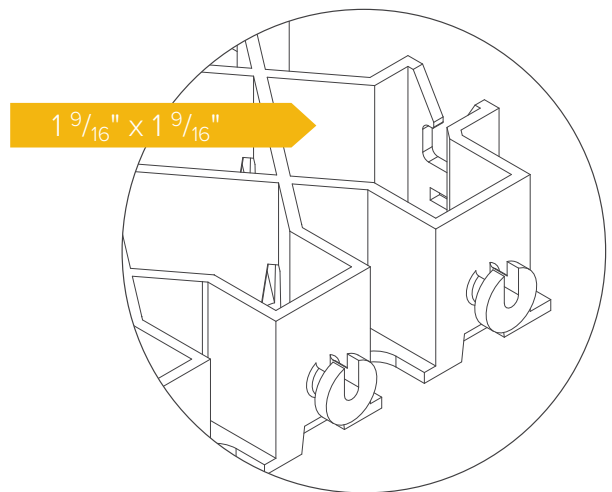
SPECIFICATIONS

35" x 22" x 1.6"



- | UV stabilized
- | Relocatable
- | Do-It-Yourself
- | Interlocking system

Measurements	35" W x 22" L x 1 9/16" H
Crush resistance (filled with gravel/ road base)	100+ tons sq ft filled*
Crush resistance (empty grid)	30 tons sq ft empty*
Weight per grid	7.05lbs
Fill ratio per grid	1 cubic yard of fill per 207.9sqft
Permeability	Up to 96%
Fill	Road base, gravel, pebbles, grass, soil, concrete, asphalt
Installation	Visit www.diamondgrid.com




The Diamond Grid interlocking system is robust and easy to install.

Our classic grid size is suitable for most landscaping and domestic applications. Great for smaller surface areas that require stabilization and reinforcement. Highly recommended for feed & water troughs, stable floors, muddy areas, day yards, pathways, drains, driveways, golf cart tracks, boat ramps and anywhere needing toughening up on your property or workplace.



Made from 100% recycled, UV treated polypropylene, Diamond Grid is ecologically friendly and highly durable. The product has been load tested by the Facility of Engineering and Surveying Centre of Excellence in Engineered Fibre Composites, University of Southern Queensland and found to withstand loads in excess of 30 tons per square foot when empty or over 100+ tons crush resistance per square foot when grids are filled.

CONCRETE REINFORCEMENT.....



COMPRESSIVE STRENGTH TESTING*

AVERAGE COMPRESSIVE
STRENGTH OF ONLY
4 GRID CELLS
3,625 PSI



* Testing carried
out by Australian
Laboratory
Services

SAVE UP TO
40%

ON THE COST
OF CONCRETE
SLABS



Concrete costs can be reduced by up to **40%** when using Diamond Grid as the reinforcement structure, as concrete depth required is only 1 ³/₄", considerable savings can be made on concrete requirements and labor.



FILL OPTIONS

◀ ROAD BASE

3/8" ROCK ▶

◀ ASPHALT

CONCRETE ▶

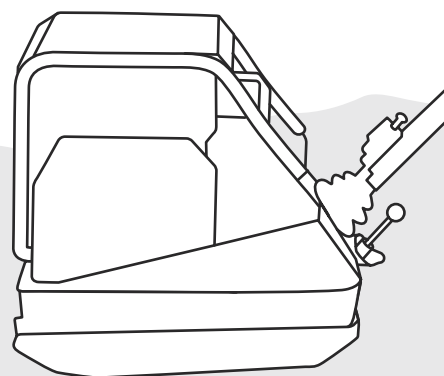
◀ 9/16" ROCK

SAND ▶

BASIC INSTALL GUIDE

APPLICATIONS:

AIR STRIPS
ARENAS
BIKE TRACK
BOAT RAMPS
CAR PARKS
CATTLE YARDS
CONCRETE CAR PORT
CREEK CROSSINGS
DAIRY FARM LANEWAYS
DAY YARDS
DRAINS
DRIVEWAYS
FEED AND WATER TROUGHS
FIRE TRAILS
GOLF CART TRACKS
HARDSTANDS
HAUL ROADS
HOT HOUSE FLOORS
HELIPADS
MINE ACCESS ROADS
MINE CAMP PATHWAYS
MINE PLANT PATHS
MUDDY ROADS
PATHWAYS
PADDOCK SHELTERS
SHED FLOORS
STABLE FLOORS
WORKSHOP FLOORS



MINIMAL BASE PREP


- 1 USING A GRADER OR A BOBCAT AND SPREADER BAR, LEVEL THE SITE IN READINESS TO LAY YOUR DIAMOND GRID.
- 2 LAY GEO FABRIC OVER THE LEVELLED AREA.
- 3 IF THE SITE IS STILL UNEVEN, $\frac{1}{2}$ INCH OF CRUSHED $\frac{1}{4}$ INCH MINUS ROCK AND FINES CAN BE SPREAD AS A BEDDING.
- 4 LAY THE DIAMOND GRIDS STARTING IN ONE CORNER WITH THE MALE LUGS FACING OUTWARDS ON BOTH MALE SIDES.
- 5 FILL THE DIAMOND GRID WITH A BOBCAT AND SPREADER BAR OR SOMETHING SIMILAR AND YOUR CHOICE OF MATERIAL*.

MEDIUM BASE PREP

- 1 USING A GRADER OR A BOBCAT AND SPREADER BAR, LEVEL THE SITE IN READINESS TO LAY YOUR DIAMOND GRID.
- 2 LAY GEO FABRIC OVER THE AREA WHERE THE GRIDS ARE GOING TO BE LAID. COVER WITH GEO FABRIC WITH ROAD BASE WITH ROLLER OR VIBRATING PLATE.
- 3 COMPACT ROAD BASE WITH ROLLER OR VIBRATING PLATE
- 4 IF THE SITE IS STILL UNEVEN, $\frac{1}{2}$ INCH OF CRUSHED $\frac{1}{4}$ INCH MINUS ROCK AND FINES CAN BE SPREAD AS A BASE.
- 5 LAY THE DIAMOND GRIDS STARTING IN ONE CORNER WITH THE MALE LUGS FACING OUTWARDS ON BOTH MALE SIDES.
- 6 FILL THE DIAMOND GRID WITH A BOBCAT AND SPREADER BAR OR SOMETHING SIMILAR WITH YOUR CHOICE OF MATERIAL*.


EXCAVATION AND MAJOR BASE PREP

- 1 EXCAVATE SITE TO A DEPTH OF 8 - 14 INCHES DEPENDING ON THE CONSISTENCY OF THE SUB GRADE.
- 2 LAY GEO FABRIC OVER THE AREA WHERE THE GRIDS ARE GOING TO BE LAID.
- 3 COVER THE GEO FABRIC WITH ROAD BASE AND COMPACT TO A LEVEL 1-1/2" BELOW FINISH HEIGHT.
- 4 COMPACT ROAD BASE WITH ROLLER OR VIBRATING PLATE.
- 5 USING A GRADER OR A BOBCAT AND SPREADER BAR, LEVEL THE SITE IN READINESS TO LAY YOUR DIAMOND GRID.
- 6 IF THE SITE IS STILL UNEVEN, $\frac{1}{2}$ INCH OF CRUSHED $\frac{1}{4}$ INCH MINUS ROCK AND FINES CAN BE SPREAD AS A BEDDING.
- 7 LAY THE DIAMOND GRIDS STARTING IN ONE CORNER WITH THE MALE LUGS FACING OUTWARDS ON BOTH MALE SIDES.
- 8 FILL THE DIAMOND GRID WITH A BOBCAT AND SPREADER BAR OR SOMETHING SIMILAR AND YOUR CHOICE OF MATERIAL*.



Diamond Grid Pty Ltd makes no representations or warranties in respect of the suitability of the Diamond Grid product to any customers individual applications. The information in this guide is general only and customers should seek advice prior to commencing installation to ensure that the conditions of their project are catered to.

Galahad Geosystems accepts no liability where damage is caused to the Diamond Grid due to a failure to seek appropriate installation advice prior to commencing the project.



Locations

Warehouses: Forest Park, GA 30297: 404-675-7999

Carrollton, TX 75006: 469-248-1164

Prague, OK 74864: 405-349-6767

Stocking Location: Houston, TX 77080: 713-299-2098

800-245-8339 | georgiaunderground.net

**Aerial or
Burial: Over
or Under,
We've Got
You Covered!**



GEORGIA UNDERGROUND SUPERSTORE