

MUNICIPALITY PRODUCTS



**Aerial or
Burial: Over
or Under,
We've Got
You Covered!**



**GEORGIA
UNDERGROUND
SUPERSTORE**



version 02.06.2020



Georgia Underground Superstore has built a unique business around the special needs of utility contractors like you. We are committed to maintaining a unique product mix so we can be your “one-stop shop” for both your equipment and supply needs.

We look forward to earning your business by:

- Stocking the products we carry so they are available when you need them
- Offering quality products from leading manufacturers
- Repairing and servicing the products we sell
- Shipping your orders quickly—anywhere in the United States and beyond
- Maintaining a **knowledgeable staff** that understands the **utility construction business**

Our 31,000 sq. ft. Dallas, TX warehouse allows us to reach and serve our national clientele.

The GUS Superstore Staff knows the business and can show you the latest products available.

The GUS Superstores feature large show rooms. They're still growing!

Our 61,000 sq. ft. Atlanta warehouse stocks the product you need. A complete shop facility is designed to meet your service and repair needs.

Municipality Products

HDPE	4
Pulling Eyes	5
Pipe Fusion Equipment.	7
Confined Space Equipment	9
Gas Detection	12
Safety Products	13
Perma-Patch®, Cement Plug, and Avanti.	16
Air Compressors	17
Pneumatic Tooling.	18
Cut-Off Saws and Saw Blades	19
Pumps.	20
Tamps and Rollers	23
Generators and Light Towers	24
Construction Supplies.	25
Locating and Marking	26
Locators	27
Stanley Hydraulic Tools.	28
Ground Engaging Hand Tools and Duct Rodders.	29
Pipe Replacement Tools	30
Additional Available Municipality Tooling.	31

High-Density Polyethylene (HDPE) Duct

- Smooth Wall
- Ribbed Wall
- Corrugated
- Toneable
- Cable-in-Conduit (CIC)
- Microduct
- FuturePath



We SPECIALIZE in custom jobs!

- Multiple duct runs
- Multiple sizes and colors
- Various wall thicknesses
- Custom print lines
- Multiple measure tape options



Expandable Pulling Eyes

Condux PE and PVC Pulling Eyes provide optimum gripping power and a watertight design. The watertight pulling eyes feature a multiple o-ring configuration, an extremely rigid center rod to prevent bending and a steel tapered lead cone with the same OD as the conduit. These design features protect the outer leading edge of the conduit and form a watertight seal. Condux PE and PVC Pulling Eyes also feature split gripping segments with aggressive gripping threads coupled with a steel expander plug that better grips the full range of conduit IDs.



Installation of the PE and PVC Pulling Eyes simply requires the leading eye to be tightened. The pulling eyes come standard with attachment eyes at both ends for connecting rope or steel lines. Pull-out strengths exceed the tensile capacity of the conduit.

NOTE: PE and PVC Pulling Eyes come with a 90 day limited warranty.

PE and PVC Pulling Eyes Non-Sleeved

Part #	Size (in)	Length (in)	Conduit ID		Lead Cone OD (in)	Duct Type	Nom. Duct ID (in)
			Min.	Max.			
08220020	2	8.18	1.88	2.15	2.83	2.0 SDR 11.0	1.92
						2.0 SCH80	1.94
						2.0 SDR 13.5	2.00
						2.0 SDR 15.5	2.05
						2.0 SCH 40	2.07
						2.0 SDR 17.0	2.08
08220030	3	11.89	2.69	3.13	3.50	3.0 SDR 11.0	2.83
						3.0 SCH 80	2.90
						3.0 SDR 13.5	2.95
						3.0 SDR 15.5	3.02
						3.0 SDR 17.0	3.06
						3.0 SCH 40	3.07
08220611	4	14.11	3.50	4.20	4.81	4.0 SDR 7.0	4.026
						4.0 SDR 9.0	4.026
						4.0 SDR 11.5	4.026
						4.0 SDR 15.0	4.026
08220050	5	18.45	4.25	5.06	5.56	5.0 SDR 11.0	4.49
						5.0 SDR 13.5	4.69
						5.0 SDR 15.5	4.80
						5.0 SDR 80	4.81
						5.0 SDR 17.0	4.87
						5.0 SDR 21.0	5.00
						5.0 SCH 40	5.05

08220060	6	19.6	5.06	6	6.63	6.0 SDR 11.0	5.35
						6.0 SDR 13.5	5.58
						6.0 SDR 15.5	5.72
						6.0 SCH 80	5.76
						6.0 SDR 17.0	5.80
						6.0 SDR 21.0	5.96

PE and PVC Pulling Eyes in Sleeve

Part #	Size (in)	Length (in)	Conduit ID		Lead Cone OD (in)	Duct Type	Nom. Duct ID (in)
			Min.	Max.			
08220612	1.00	6.23	1.00	1.25	1.415	1.00 SDR 11.0	1.075
						1.00 SDR 13.5	1.121
08220600	1.25	6.23	1.25	1.50	1.76	1.25 SDR 11.0	1.33
						1.25 SCH 40	1.38
						1.25 SDR 13.5	1.39
						1.25 SDR 15.5	1.43
						1.25 SDR 17.0	1.44
						1.25 SDR 21.0	1.50
08220602	2	8.18	1.88	2.15	2.45	2.0 SDR 11.0	1.92
						2.0 SDR 13.5	2.00
						2.0 SDR 15.5	2.05
						2.0 SCH 40	2.07
						2.0 SDR 17.0	2.08
						2.0 SDR 21.0	2.15
08220609	2.5	8.80	2.31	2.56	3.01	2.5 SDR 11.0	2.32
						2.5 SDR 13.5	2.42
						2.5 SCH 40	2.47
						2.5 SDR 15.5	2.49
						2.5 SDR 17.0	2.51
08220603	3	11.89	2.69	3.13	4.63	3.0 SDR 11.0	2.83
						3.0 SDR 13.5	2.95
						3.0 SDR 15.5	3.02
						3.0 SDR 17.0	3.06
						3.0 SCH 40	3.07
08220604	4	14.11	3.50	4.06	4.63	4.0 SDR 11.0	3.63
						4.0 SDR 13.5	3.79
						4.0 SCH 80	3.83
						4.0 SDR 15.5	3.89
						4.0 SDR 17.0	3.94
						4.0 SCH 40	4.03
						4.0 SDR 21.0	4.05

08220605	5	18.45	4.25	5.06	5.63	5.0 SDR 11.0	4.49
						5.0 SDR 13.5	4.69
						5.0 SDR 15.5	4.80
						5.0 SDR 17.0	4.87
						5.0 SDR 21.0	5.00
08220606	6	19.60	5.06	6.00	6.76	5.0 SCH 40	5.05
						6.0 SDR 11.0	5.35
						6.0 SDR 13.5	5.58
						6.0 SDR 15.5	5.72
						6.0 SDR 17.0	5.80
08220608	8	21.53	6.63	7.69	8.84	6.0 SDR 21.0	5.96
						8.0 SDR 11.0	6.96
						8.0 SDR 13.5	7.27
						8.0 SDR 15.5	7.45
						8.0 SDR 17.0	7.55

Pipe Fusion Equipment

Delta 500 All Terrain Butt Fusion Machine RIT DELTA 500

The **Delta 500 All Terrain** is powered by a low-vibration diesel engine and equipped with front steering wheels and rear traction. The machine is suitable for welding pressure pipes (HDPE, PP) for the transportation of water, gas and other fluids up to Ø 20" IPS (500mm).

Built according to the international standards ISO 21307 High Pressure (machine works with a pressure range that is three and a half times higher than the ISO Low Pressure one. This enhances productivity, with a welding time saving up to 60%).



Delta 355 All Terrain Butt Fusion Machine RIT DELTA 355

The **Delta 355** welds HDPE, PP pipes and fittings for the transportation of gas, water and other fluids under pressure from 125mm to 355mm or from 4" IPS to 14" IPS. It is designed to work according to welding standard ISO 21307 High Pressure. Delta 355 All Terrain can be equipped with two types of engines: diesel low vibration and petrol. The engine, like an electrical generator, independently gives the necessary power supply to the machine during all its working and movement phases.



Gamma 160 Manual Butt Fusion Machine RIT GAMMA160

The **Gamma 160** is a manual butt welding machine for HDPE and PP pipes up to Ø 5" IPS (160mm). Gamma 160 features special jaws for manufacturing elbows. Machine can also weld moulded fittings like bends, tees, wyes (Y) and flange necks up to Ø 5" IPS (160mm); short flange necks can be welded with the help of a stub end holder (on request), applied to the clamps. Machine body 160 is compact and easy to transport.



RTC 315 Pipe Scraper 3"-12" RIT-99030000

The **RTC 315 Rotary Pipe Scraper** is essential to prepare plastic pipes and fittings before electrofusion welding. Practical and handy, the pipe scraper removes the oxidation layer caused by weather and ultraviolet rays. If not removed, the oxidation layer severely compromises the quality of the joint. The rotary scraper makes it possible to maintain the thickness of the continuous chip constant, even if the the pipe

is misshaped, and to adjust the length of the surface to scrape according to the depth of the electrical coupler.

RTC 160 Pipe Scraper 2"-6" RIT-99850000

The **RTC 160 Rotary Pipe Scraper** is essential to prepare plastic pipes and fittings before electrofusion welding. Practical and handy, the pipe scraper removes the oxidation layer caused by weather and ultraviolet rays. If not removed, the oxidation layer severely compromises the quality of the joint. The rotary scraper makes it possible to maintain the thickness of the continuous chip constant, even if the the pipe is misshaped, and to adjust the length of the surface to scrape according to the depth of the electrical coupler.



Confined Space Equipment

Steel Manhole Guard Rail

PS 9401

Designed to protect an area 33" x 33", the 42" high Allegro Manhole Guard Rail* collapses to only 44" square x 4" for easy storage. Weighing 34 lbs., the strong, one inch tubular .078 gauge steel construction is powder-coated in safety yellow for a durable finish and high visibility. Simple one-piece construction offers easy, no-tools assembly. Rail locks open and two hooking chains provide protected entry and exit. For safety, the rail accommodates signs, flags or lights, and for convenience, it can be used with a guard rail tent, umbrellas or winch.

**This assembly is to be used as a "Temporary Barrier Railing" only. See OSHA 1910.146(c)(5)(ii) (B)*



Manhole Lid Lifters

Manhole Lid Lifter PS 9401-20

The toughest manhole covers are easy to move with this one piece lifter. It features a long all-steel handle that provides the leverage necessary to lift the heaviest lids. For safe storage, the alloy steel hook recesses and locks into the pole. Rubber grips on the handle and foot prevent slips and cadmium-plating fights rust. 42" long, 9lbs.



Manhole Cover Remover SP 1270

This lightweight durable tool is versatile enough to remove even the most stubborn manhole covers. Constructed of heavy walled steel tubing, it is reinforced at the stress point by an extra wide extruded collar which provides 360 degree contact with the shaft. The chain and hook are made from high grade steel, and hardened to provide long term service.



Manhole Blowers and Hoses

8" Pel-Port Blower, 3.5 HP Briggs & Stratton, Gasoline PS 9505

Perfect for remote locations where electricity is unavailable, this gasoline-powered, 5 hp blower offers high flow rates. The 8" ports and steel guards provide safety and the polyethylene housing with built-in handle offers durability and convenience during transport. It is designed with a sturdy metal base that minimize blower rocking and offers greater stability. 3.2 quarts of gasoline will power 3-4 hours of running time. Blower includes 6 foot inlet hose extension.



8" Axial DC Metal Blower w/ Canister & Ducting PS 9506-01

This complete, all-in-one ventilation system includes an 8" axial blower powered by a 12V DC motor, 15 or 25 feet of ducting and a built in storage canister. The handle and feet make this light weight system very portable and easy to store.

8" Axial AC Metal Blower w/ Canister & Ducting PS 9514

Engineered for convenience, this 8" axial blower is an all-in-one ventilation system. The design allows ducting to collapse into a built-in canister for easy storage. The unit can also be stored vertically to use a minimum amount of space. Includes blower, built-in storage canister and 15 or 25 feet of ducting. Certified to CSA STD C22.2 No 113. Air delivery certified CEESI.



8" AC Air Bag PS 9535-08

8" metal blower system with ducting built into a heavy duty polyester bag for all-in-one unit for ease of operation. Designed with zippered ends that allow blower use without removing blower from the bag. Zipper openings allow for plug/cord inlet and outlet. Easy to carry and store. Polypropylene seven-blade fan, steel/powder coated housing and grill, carry handle with molded-in 2 speed switch. Ducting: Single-Ply lightweight vinyl/polyester PVC coated. Yellow with black wear-strip and integrated nylon attachment strap on one end. Certified to CSA Standard C22.2 No 113.

Standard Hose With Cuff and Strap and Storage Rack PS 9500-15, PS 9500-25, PS 9500-35

8" diameter hose, 15' and 25' lengths. 35' storage rack.

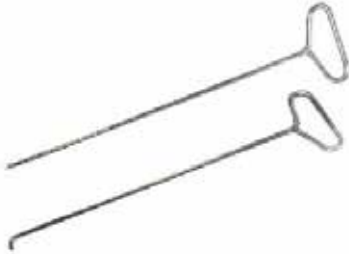


Hand Hole Cover Hooks

Hand Hole Hook

CX08023012, CX08023010 Hand Hole Hook With Socket, CX02290772 7/8" Hex And 7/8" Penta Socket

The Hand Hole Hook from Condux allows you to easily unlock then hook and pull up to open the Hand Hole. Save time and effort on the job with the Hand Hole Hook from Condux.



**27" Cover Hook
QZ 82908**

Quazite 27" Hand Hole Cover Hook.

Man Hole Cover Hook

ST 03100 18", ST 03200 26.5", ST 03300 36"

Man Hole Cover Hooks in 18", 26.5", and 36" lengths.



42" Pump Handy Hook 3/8" Steel T-HL42P

Multi-purpose back-saving tool.

The Handy Hook™ is designed for those hard to reach lifting jobs such as:

- Lifting riser covers
- Opening steel grates
- Lifting septic tank lids
- Pulling skids in trucks
- Moving machinery
- Moving portable toilets

The 3/8" Standard Duty Handy Hooks are only recommended for light to moderate loads.



Handy
Hook



**27" Hand Hole
Hook
ST THANDLE PH-26"**

Quasite 27" Hand Hole Cover Hook with Penta Head Socket/ Hex Head Socket

Gas Detection

MicroClip XL 4-Gas Detector O₂, LEL, H₂S, CO BW MCXL-XWHM-Y-NA

The slim and compact GasAlertMicroClip XT provides affordable protection from atmospheric hazards. This multi-gas detector offers continuous visual confirmation of detector operation and compliance with the IntelliFlash™ feature and simple onebutton operation offers ultimate ease of use and significantly reduces time spent training the user. The GasAlertMicroClip XT is fully compatible with BW's MicroDock II automatic test and calibration system.



Gas Alert Quattro 4-gas detector Alkaline Version, LEL, O₂, H₂S, CO BW QTXWHMAYNA

Rugged and reliable, the Gas Alert Quattro four-gas detector combines a comprehensive range of features with simple one-button operation. With flexible power options, the Gas Alert Quattro is always ready. The graphic LCD displays easy to identify icons that indicate operational information, such as bump test and calibration status for simplified onsite auditing. IntelliFlash provides continuous visual confirmation of detector operation and compliance. Suited to a wide range of industrial applications including confined space entry, the GasAlertQuattro is fully compatible with BW's MicroDock II automatic test and calibration system. IntelliFlash verifies operation and compliance to both the user and supervisors

from up to 20 ft. / 6.1 m One-button operational simplicity Easy to identify icons for onsite auditing and compliance Field-proven Surecell sensors offer an unprecedented performance, even in the harshest environments Easy-to-read, multi-language LCD displays all four gas concentrations (H₂S, CO, O₂ and combustibles) simultaneously Audible, visual and vibrating alarm Extendedalarm bars Flexible, interchangeable battery options with extended runtimes Full function self-test is initiated upon activation and runs continuously during operation Heartbeat pulses continually during normal operation Extensivedatalogging and event logging capability User-options, such as flip display, accessible through IR interface for tamper-proof Operation Multi-language support in English, French, German, Spanish and Portuguese Compatible with MicroDock II automated test and calibration system

GasAlertMax XT II 4-Gas Detector %LEL, O₂, H₂S, CO BW GAMAX XT

Go the distance and save with this smart, simple and economical way to compliance. Monitors H₂S, CO, O₂ and combustibles. One-button operation with robust, motorized pump. Compatible with MicroDock II.



Safety Products

Personal Protection



Hard Hats



Hard Hat Accessories



Safety Vests



Safety Jackets



**Safety Zip Hoodie
Sweat Coat,
Class III**



Safety T-Shirts



Rain Suits



Ear Plugs



Dust Masks



Glasses



Ear Muffs



Work Gloves



Footwear



Hydration



Sunscreen



**Dielectric Gloves
and Footwear**



Coveralls



First Aid



Fire Extinguishers



**Insect Spray and
Insect Control**

Fall Protection



**Confined Space
Winch System**



Harnesses



Lanyards



Linesman Belts

Safety Fence and Erosion Control / Safety Gas Cans



Safety Fence



Silt Fence



**5 Gallon Red
Safety
Gas Can**



**Diesel - 5 Gallon
Yellow Safety
Gas Can**

Traffic Control



Arrow Boards



Drums



Tire Rings



**Sidewalk
Barricades**



Safety Cones



Warning Flags



Stop/Slow Paddles



**Triangle
Emergency Kit**

Vehicle Safety



Safety Lights



Wheel Chocks



**Pole Light
Brackets and Strap**

For additional Safety Product information, see The GUS Safety Products Catalog.

Perma Patch, Cement Plug, And Avanti

Perma Patch®

- requires no mixing or tack coating
- used in all season and weather conditions, even in temperatures as low as 0° F or in water-filled holes
- more permanent than hot asphalt for repairs of potholes and small utility cuts
- can be easily applied by a one or two-person work crew with a pickup truck
- accepts traffic immediately after compaction
- made of the same first quality mix year-round
- packaged in convenient 60-lb. bags which maintain a minimum 2-year shelf life
- available in 30 and 50-lb. pails



Cement Plug

Instantly stop running water or seepage leaks in concrete or masonry. Standard Mix sets in 3-5 minutes. HOT mix sets in 45-90 seconds. Actual setting times depend on current circumstances.

MS-Plug is used above or below grade, interior or exterior. It is ideal for patching material in manholes, sewers, concrete pipe, wells, and retaining walls.

Avanti MultigROUT

Avanti International's AV-202 MultigROUT is a polymer solution that cures on contact with water to prevent water infiltration into sub-grade structures and pipes. AV-202 reacts freely with water to form a strong film, gel, or polyurethane foam, depending on the amount of water present. Typical applications include manhole and pipe penetration, precast structures, large cracks and joints in concrete.



Air Compressors

Sullivan Palatek

Portable Features:

- All 210-375 Compressors have Galvaneal Enclosures that protect against chipping and rust.
- Galvanized wheel wells and tool boxes for extra rust protection.
- Pintle eye or 2" ball hitch is available, adjustable height jackstand and safety chains are standard on all models.
- Two-stage air filters with dry type elements provide separate filtration for engine and compressor.
- Noise level limited to maximum of 76 dBA at 7 meters



Shown with Optional
Pneumatic third wheel Jack

The advantages of owning a Rotary Screw Air Compressor:

Georgia Underground provides low maintenance, high performance air compressors and the most reliable air ends in the industry. Our air compressors feature 108mm in D210 to 250 and 127.5mm in 300 to 375 packages for high efficiency. Operating costs are significantly reduced because our compressors can be sized to desired operating conditions.



Vanair

Viper 80cfm Gas Rotary Screw Air Compressor AC V80

Mobile power when and where you need it, along with the flexibility of a gas-powered, rotary screw air compressor, truly gives you maximum flexibility. The Viper offers heavy-duty power, on or off your truck bed, and the flexibility that only a transportable unit can offer. The Viper is ideal for monument engraving, irrigation service, rental markets, post pounding, directional boring, municipality, water and general construction.

Engine

- Kohler 26.5 HP
- Gasoline
- 4-Cycle, V-Twin, Overhead Valve
- 5 Gal. Fuel Tank

Pneumatic Tooling

American Pneumatic Tools Model 118 Clay-Trench Digger APT 5202

The APT Model 118 Clay Digger is used for digging clay, shale, hard pan and frozen ground. The Model 118 is an ideal tool for clearing out dirt under existing foundations and for tunneling under existing structures. This medium weight tool can be used for horizontal work and for vertical work. The only difference between the M117, M118 and M119 tools are the handles. These tools have the same cylinders and the majority of the internal parts in common, which makes them very versatile tools for use in various types of work. The M118 features APT's patented Ball Valve design.



American Pneumatic Tools Model 119 Clay-Trench Digger APT 5204

The APT Model 119 Trench Digger is used for digging clay, shale, hard pan and frozen ground. The Model 119 is the perfect tool for digging trenches to lay pipes, phone lines and for foundation work. The only difference between the M117, M118 and M119 tools are the handles. These tools have the same cylinders and the majority of the internal parts in common, which makes them very versatile tools for use in various types of work.

American Pneumatic Tools Model 131 Backfill Tamper APT 5214

#5214 (6" DIAMETER BUTT)

#5214-03 (3" DIAMETER BUTT)

#5214-04 (POLE BUTT)

The APT Model 131 Backfill Tamper is used for soil compaction, temporary filling of holes, asphalt packing etc. Applications range from foundation and pavement repair to the installation of power and telephone poles. APT tampers come with a choice 3 styles of butts, a 6" diameter (approx. 7 lbs), 3" diameter butt (approx. 5 lbs) and a pole butt (approx. 5 lbs). The half moon shaped pole butt is for compaction around a pole and the 3" butt is for confined space compaction.



American Pneumatic Tools Model 155 Rock Drill APT 5233

Dry Drilling Models

#5229 (7/8" HEX x 3-1/4")

#5231 (7/8" HEX x 4-1/4")

#5233 (1" HEX x 4-1/4")

Wet Drilling Models

#5230 (7/8" HEX x 3-1/4")

#5232 (7/8" HEX x 4-1/4")

#5234 (1" HEX x 4-1/4")

The APT Model 155 Rock Drill is a tough, 60 lb class Rock Drill. This tool can be used in general construction as well as in utility work and plant maintenance. It is designed for drilling through granite, hard faced rock, quarry drilling, and drilling secondary holes for blasting. This tool can also be used with dowel hole drilling machines. Adaptable to wet drilling applications by attaching the APT valve, wet tube and swivel assembly.

Part #5233 is shown.

American Pneumatic Tools Model 160 60# Paving Breaker APT 5236

This Model 160, a 60 lb class Paving Breaker, is a hard hitting tool that can be used for medium to heavy demolition work and concrete breaking. The Model 160 is one of the best tools on the market for asphalt cutting. The M160 is now equipped with the patented Automatic Ball Valve.



American Pneumatic Tools Model 190 90 Pound Breaker APT 5240

Tough and dependable, the high performance Model 190 Paving Breaker is the most powerful tool American Pneumatic Tool makes. It is designed for big jobs such as heavy demolition and concrete breaking. Since the Model 190 has the ability to penetrate the hardest concrete it is the tool of choice for road building and foundation removal.

Cut-Off Saws

Husqvarna 14" Gas Cut Off Saw TG K760

Husqvarna has released the brand new and improved K770 which replaces the popular K760 model. The K770 is equipped with semi-automatic SmartTension system that allows for optimal power transmission, minimum wear and maximum belt life. This dependable cut-off saw works great for a variety of cutting applications such as curbstones and pavers in landscaping, mental/pipes in installation work, concrete in buildings as well as roadwork applications with the trolley accessory.



Saw Blades



**Diamond Blade (General)
Concrete and Asphalt
TG P1425**



**QHS Red High Speed
12 x 1/8 x 7/8 Concrete
TG 32212211**



**14" x 1/8"x 20mm -
Ductile Iron
TG 542751517**

Pumps

Submersible Pumps

Stanley Hydraulic Submersible Pump SH SM50100

The SM50 Water Pump is a submersible, centrifugal type pump that requires no priming. The motor is contaminant-tolerant gear motor uniquely designed for continuous highspeed operation. The motor drives the impeller directly, so there are no spindle bearings that require periodic lubrication or replacement. The cast stainless steel, semi-closed impeller resists corrosion. A series of seals on the drive shaft effectively keep hydraulic fluid and pumped water where they belong while allowing the pump to be run dry without sudden seal failure. The SM50 is fitted with dripless flatfaced HTMA quick couplers for easy connecting and disconnecting of the pump and hydraulic system. The water outlet is 3-inch pipe thread fitted with a 3-inch groove fitting to which can be connected a cam hose end fitting. Access to the pumping chamber for cleaning requires the removal of only two capscrews. The motor with the impeller attached is then easily removed from the pump casing. The SM50 can draw down water to a depth of 3.5 inches. Putting the SM50 in a sump will allow it to pump all but 3.5 inches of water remaining in the sump. The integral screen effectively keeps solids larger than 3/8 of an inch out of the pump. The pump will handle clear water and water containing up to 10% solids.





**PS2 500 2.00" Wacker
Submersible Pump Top
Discharge
WK 0009113**



**PST2 400 Wacker
Submersible Pump
WK 0009112**
1/2 HP 110V 2.00" - 39'
Maximum Head Lift



**Submersible Pump
WK 5890-DC**
1/3 HP - 12VDC 1-1/2NPT
Outlet

Trash Pumps

Stanley Hydraulic Trash Pump SH TP0300301

The Stanley TP03 Trash Pump is the lightest, most efficient way to move large volumes of liquid with concentrations of solids up to 25% by volume. No priming necessary, just drop it into the material and it's ready for work. The urethane bowl is virtually indestructible - tough, lightweight, abrasion resistant, resilient and impervious to petrochemical solvents. The TP03 can pump almost anything without damaging the bowl. The TP03's efficient design places the urethane impeller above material flow, reducing blockage, jamming and overall pump wear while keeping liquids moving fast enough to pump high volumes of solids at a much higher head than non-submersible pumps. For easy maintenance and inspection, simply remove the wing nuts and top plate, clean out the bowl and replace the cover and nuts. You're back to work in less than 5 minutes. The TP03 can run dry without damaging motor or impeller, reducing the possibility of downtime. It handles solids up to 3-inches at very high volumes to quickly and efficiently empty sumps, vaults, septic systems, trenches, etc.



Wacker PT2A Trash Pump 2.00", 9.9 Honda Engine WK 0009092

The PT2A centrifugal trash pump is a reliable dewatering tool for a variety of applications. The lightweight pump can handle up to 210 gpm (795 l/m) and solids up to one inch (25 mm) and are ideal for general dewatering of excavations, flooded basements, manholes, utility vaults, mining work, swimming pools, lakes and barge holds or wherever there is unwanted water. With built-in contractor friendly features, this line of trash pumps has redefined the quality and durability standards of self-priming, centrifugal trash pumps.



Features

- Durable Honda engines with low oil level shutdown offered for 2", 3", and 4" pumps provides market leading performance and reliability.
- Chrome cast iron impeller, ductile iron volute, and silicon-carbide mechanical seals designed for wear resistance and long-life with minimal maintenance.
- Compact, lightweight design using high strength aluminum housing with easy access and large fill and drain plugs, provides extra years of trouble-free operation.
- Tool conveniently attached to frame for loosening/tightening fasteners on covers and drain plugs provides quick and easy maintenance.



Wacker PT3A Trash Pump 3.00", With Honda Engine WK 0009098

The PT3A centrifugal trash pump is a reliable dewatering tool for a variety of applications. The lightweight pump can handle up to 383 gpm (1450 l/m) and solids up to one and a half inches (40 mm) and are ideal for general dewatering of excavations, flooded basements, manholes, utility vaults, mining work, swimming pools, lakes and barge holds or wherever there is unwanted water. With built-in contractor

friendly features, this line of trash pumps has redefined the quality and durability standards of self-priming, centrifugal trash pumps.

Features

- Durable Honda engines with low oil level shutdown offered for 2", 3", and 4" pumps provides market leading performance and reliability.
- Chrome cast iron impeller, ductile iron volute, and silicon-carbide mechanical seals designed for wear resistance and long-life with minimal maintenance.
- Compact, lightweight design using high strength aluminum housing with easy access and large fill and drain plugs, provides extra years of trouble-free operation.
- Tool conveniently attached to frame for loosening/tightening fasteners on covers and drain plugs provides quick and easy maintenance.

Tamps and Rollers

Tamps

BS50-4S 4 Cycle Wacker Rammer with Honda Motor with 11" Shoe WK 5100030598

Wacker Neuson's 4 stroke rammers are designed for high performance and long life. The high stroke energy, high percussion rate and long shoe stroke combined with a fast advance travel achieve excellent compaction results. The compact design and low center of gravity is ideal for the compaction of cohesive and mixed soils in trenches and other confined areas.



BS50-2 2 Cycle Wacker Rammer WM-80 Engine With 10" Shoe WK 5100030590

Wacker's WM 80, 2-stroke engine, built for tough rammer applications. The Wacker BS 50-2 jumping jack plate tamper rammers have set the standard in the construction industry. Wacker tamper rammers are powered by the exclusive WM 80, the only 2-stroke engine specifically designed and built for vibratory rammers and meets EPA standards. WACKER's rugged jumping jacks are designed for maximum production, performance and durability.

WP 1550AW Asphalt Plate-Tamp W/ Honda Engine and Water Tank WK 5100018324

The WP premium plate series feature a computer designed base plate that has a tapered bottom and edges for high speed and excellent maneuverability. Designed for the compaction of granular, mixed materials with some cohesive content. Water tank models are available for asphalt applications. These plates have set the standard for performance and durability in confined areas such as parking lots, highway and bridge construction, next to structures, curbs and abutments. WP plates are also popular for landscape applications for subbase and paver compaction.



Rollers

RTLx SC3 Trench Roller WK 5200019250

Wacker Neuson's articulated trench rollers feature a dual joystick control box for easy steering. This smart remote control system uses an infrared signal with line-of-sight control for added safety. If the operator comes within three feet (one meter) of the roller's front or rear sensing eye with the control box, the unit will stop moving and vibrating. A smart machine for any jobsite.



Generators

3600 Watt Portable Generator ChoreMaster Series MI GEN-3600-0MM0

The Engine: Mi-T-M OHV engine low-oil shutdown engine • Recoil starting system

Alternator: Brushed 120V alternator • Copper and aluminum windings • Total harmonic distortion (THD) less than 6%

Frame: Low profile, compact design • Wraparound frame with 1-inch steel tubing



6000 Watt Portable Generator ChoreMaster Series MI GEN-6000-0MM0

Engine: Mi-T-M OHV engine low-oil shutdown engine • Recoil starting system • Automatic idle control

Alternator: Brushed 120V/240V alternator • Copper and aluminum windings • Total harmonic distortion (THD) less than 6%

Frame: Low profile, compact design • Wraparound frame with 1-inch steel tubing • Wheel kit with tires and rubber gripped handles

8000 Watt Portable Generator ChoreMaster Series MI GEN-8000-0MME

Engine: Mi-T-M OHV engine low-oil shutdown engine • Automatic idle control • Electric start (battery included)

Alternator: Brushed 120V/240V alternator • Copper and aluminum windings • Total harmonic distortion (THD) less than 6%

Frame: Low profile, compact design • Wraparound frame with 1-inch steel tubing • Wheel kit with tires and rubber gripped handles



Light Towers

Vertical Light Tower ALLMAND NL5000

Four 1250 watt SHO-HD metal halide fixtures, 150,000 Lumens/Lamp, Kubota 1005 T4F Engine, 60Hz, 1-phase Generator, 20A 120VAC duplex GFCI outlet, Ground Rod.

Construction Supplies



Batteries



Chain



**Extension Cords
and Booster
Cables**



Flashlights



**Hoses and
Couplings**



**Igloo Water
Coolers and
Accessories**



Measuring Wheels



Pressure Washers



Pipe Replacement



Pruning Saws



Shut Off Tools



Sprayers



**Subsurface Leak
Detection**



**Tape Measures
and Electrical Tape**



Tarps



Tracer Wire

Locating and Marking



Marking Tape




Marker Posts



Marking Paint



Marker Flags



Soil Probes



ROLATAPE Measuring Wheels

Locators

Magnetic Locator w/Visual Display Single-handed Operation Pinpoint Accuracy L MAGGIE

Maggie combines the best features of two flagship Schonstedt products: the sensitivity and precision of the GA-52Cx, and the single-handed operation of the GA-92XT.

Features

- Rated IP54 Dust & Water Resistant
- Highest Sensitivity
- Ergonomic & Durable
- Dust & Water Resistant (Rated IP54)
- Easy access battery removal
- Expanding bar graph indicates polarity (positive or negative) and relative signal strength
- HeliFlux® sensors
- Modular construction and high performance components
- Includes a soft-case and sling for ease of carrying through rough terrain, hands-free
- 7-year warranty



Rex Multi-Frequency Pipe & Cable Locator

Rex is Schonstedt's newest pipe and cable locator, recommended for all underground utilities: water and sewer, electric, telecom, and gas.

Rex is a multi-frequency locator with a price tag comparable to single-frequency locators. The sleek design of the transmitter is less than 2" thick and weighs less than 4 lbs. At slightly over 7 lbs., the entire system fits easily into a custom shoulder bag.

Features

- Ultralight Design: Receiver + Transmitter = Under 7lbs
- Compact & Portable: Receiver retracts for easy carrying
- Multi-Frequency Versatility: 512 Hz, 33 kHz and 82 kHz plus 50/60 Hz passive and 512 Hz sonde detection.
- Schonstedt's 3-year warranty – Best in the industry.

Loki Pipe & Cable Locator

Loki is designed for utilities and construction crews seeking a user-friendly, lower-cost alternative to higher-end pipe and cable locators.

A multi-frequency pipe and cable locator designed to "sweep" large areas to quickly and easily locate buried assets, Loki combines new and innovative features to find buried pipes and cables more efficiently.



Stanley Hydraulic Tools



Power Units



Hammers



Post Pullers



Chain Saws



Tampers



Ground Rod Drivers



Pole Chain Saws



Impact Drill/Wrenches



Earth Augers



Post Drivers



Breakers

Ground Engaging Hand Tools

Shovels, Rakes, Brooms, Axes, Hammers and More!



Duct Rodders



**Condux Cobra
Duct Rodders**



**Condux Python
Duct Rodders**



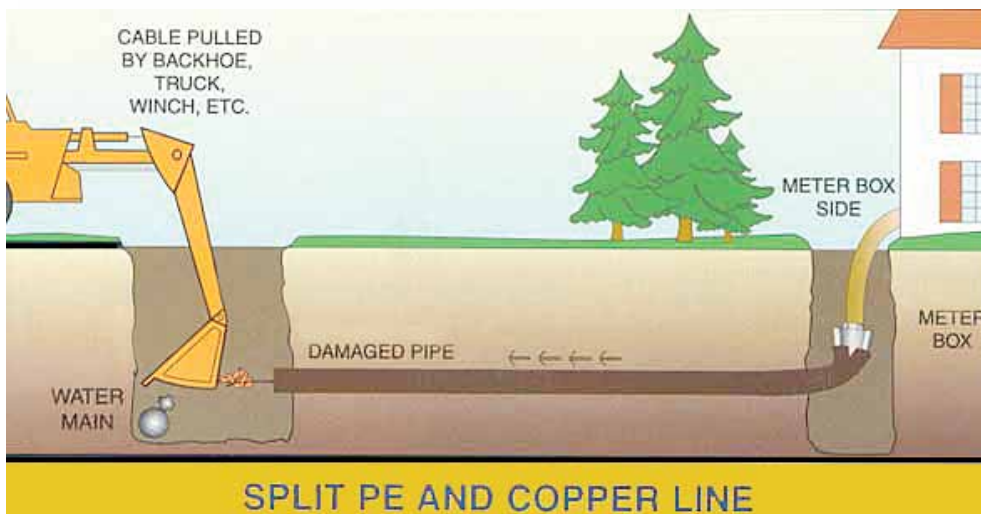
**Jameson Big
Buddy Conduit
Rodders**



**Jameson Duct
Hunter Traceable
Rodders**

Pipe Replacement Tools

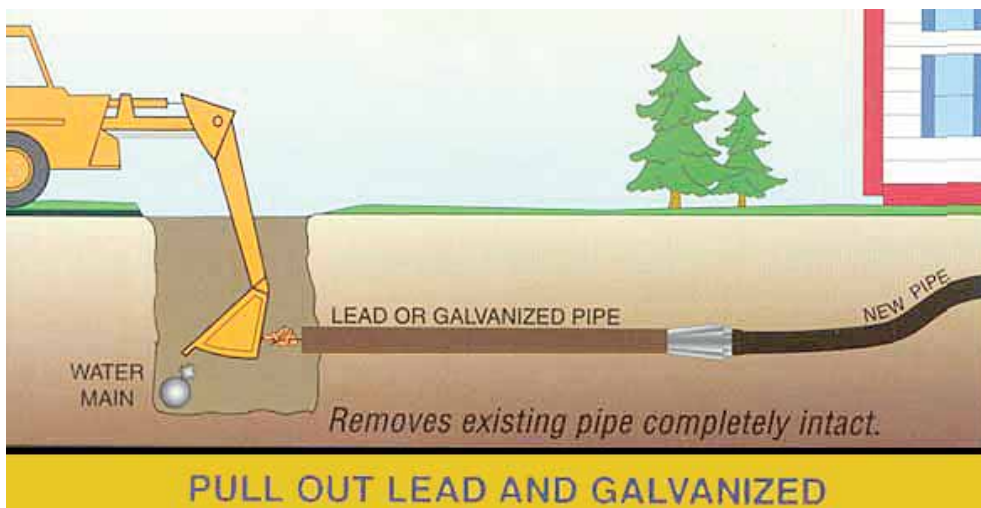
The Ultimate Service Line Replacement Tool!



Aircraft Cable



Haven Grip



Pipe Splitting Tool

- Replace service lines at a fraction of normal cost!
- Eliminate the need for costly excavation.
- Minimize property/street disturbance.
- Can be pulled back by backhoe, truck or winch.
- No special equipment required!

Additional Available Municipality Tooling

Pipe Wrenches and Tapping Machines

Ratchet Wrenches and Dual Socket Ratchet Wrenches

Saddle Tapping Machine

Pipe Cutters

Pipe Cutters-Tubing Cutters

Pipe Tools

Shut-Off Tools--Valve and Curb Keys

Plastic Pipe Tools

Plugs and Clamps

Lansas® Plugs

JCM® Clamps

Plugs

Trenching Accessories

Plow Blades for All Machines

Buckets, Shanks, Bucket Teeth

Chains, Sprockets, Teeth, Bearings, Booms, and More

Excavator Tracks

Custom Plow Blades and Custom Chains Built-To-Order

Pneumatic Wear Parts

Hoses

Hose Repair

Whip Hoses

Oilers

Piercing Tool Oil



Additional Available Municipality Tooling

GUS



Aerial Installation
Underground Conduit Systems
DUCT AND Trencher Parts
OSP MATERIALS
Fiber Optic Cable Working Reel
Installation Hand Tools Trailers
HDPE/PVC/FRP Pipe
Construction Safety Products
LOCATING
AND MARKING Outside Plant Products

WAREHOUSE LOCATIONS

5158-G Kennedy Road | Forest Park, GA 30297 |
404-675-7999

1515 Monetary Lane | Carrollton, TX 75006 |
Suite 200 | **469-248-1164**

124 N Jim Thorpe Blvd | Prague, OK 74864 |
405-349-6767

1918 Gessner Drive | Unit 512 | Houston, TX 77080 |
713-299-2098 | Stocking Location Only

