

VIEW5 PRO

BELIEVE YOUR EYES

SMART CORE ALIGNMENT FUSION SPLICER W/ A CLOUD-BASED OPERATION & MANAGEMENT SYSTEM

- Built-in IoT Module for Mobile Data Communication
- Web-based, Real-time Operation System
- Core Alignment Splicing with DACAS Profiling System
- The Highest Magnification and Resolution
- 5" Color LCD Touch Screen
- Double Tapping (Zoom in & Out)
- Fast Heating Time
- Detachable SOC Holder and Heating Oven
- 3 Bright LEDs for Dark Environment
- User Friendliest Interface with Built-in Videos



CLOUD MANAGEMENT SYSTEM FEATURES



REAL-TIME TRACKING



REPORT & DATA MANAGEMENT



JOB & WORK MANAGEMENT



DEVICE MANAGEMENT



You dream,
we **DESIGN**

DESCRIPTION

VIEW5 PRO, a core-alignment splicer with the world's highest fiber image magnification rate, is the most proficient fusion splicer in the market. VIEW5 PRO's 5 inch high-resolution color LCD touch screen with user-friendly intuitive GUI (Graphic User Interface) offers large and clear fiber images to users. By double-tapping the screen, users can Zoom In & Out the image to the world's highest magnification of 520x.

The fusion splicer is equipped with built-in IoT module that connects to the INNO's View Pro Cloud Management System for real-time operation and management online. This innovative cloud-based solution is designed to create the most advanced and yet most uncomplicated splicing and work experiences ever.

View Pro Cloud Management System

View Pro Management System is an integrated cloud-based software platform for INNO's splicers. This innovative web-based application allows both technicians and managers of the splicers to maximize the use of its assets and to achieve the highest work efficiency. Real-time communications with tiered access rights and options to manage job orders, manage splicing machines, and send/receive reports are only a small part of the innovative work processes offered by the View Pro.



INNO's PRO Series Splicers

INNO iCloud Server

Log in to the View Pro Management System via the web to access and manage splicers

FEATURES



viewPro
Real-Time Tracking



viewPro
Report & Data Management



viewPro
Device Management



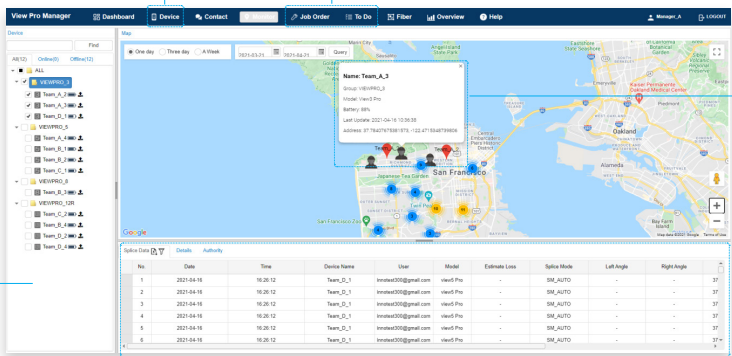
viewPro
Job & Work Management

DASHBOARD

Device Management
Manage splicers' maintenance & service needs such as SW update, calibration, spare parts

Job/Work Management
Share and manage job/work to maximize efficiency and productivity

Device Information
Device real-time location and information



Web/Cloud-Based Service
Accessible via PC with tiered access rights and authorities

Real-time, Seamless Reporting
Splice results, locations, reports, and other data can be retrieved instantaneously

No.	Date	Time	Device Name	User	Model	Estimate Loss	Splice Mode	Left Angle	Right Angle
1	2021-04-15	16:26:12	Team_0_1	innocloud500@gmail.com	viewPro	-	SM_AUTO	-	37°
2	2021-04-15	16:26:12	Team_0_1	innocloud500@gmail.com	viewPro	-	SM_AUTO	-	37°
3	2021-04-15	16:26:12	Team_0_1	innocloud500@gmail.com	viewPro	-	SM_AUTO	-	37°
4	2021-04-15	16:26:12	Team_0_1	innocloud500@gmail.com	viewPro	-	SM_AUTO	-	37°
5	2021-04-15	16:26:12	Team_0_1	innocloud500@gmail.com	viewPro	-	SM_AUTO	-	37°
6	2021-04-15	16:26:12	Team_0_1	innocloud500@gmail.com	viewPro	-	SM_AUTO	-	37°

TECHNICAL SPECIFICATIONS

General Specifications

Items	Specifications
Model	VIEW5 PRO
Alignment Method	Core alignment
Number of fiber	Single
Applicable fibers	SM (ITU-T G.652&G.657) / MM (ITU-T G.651) / DS (ITU-T G.653) / NZDS (ITU-T G.655)
Cladding Diameter / Coating Diameter	100μm ~ 125μm / 200μm ~ 3mm
Cleaved Length	5 ~ 16mm
Typical Splice Loss*1	SM: 0.02dB / MM: 0.01dB / DS: 0.03dB / NZDS: 0.03dB / G.657: 0.02dB
Return Loss	>> 60dB
Estimated Splice Loss	Available
Splice Time*2	Quick mode : 9 sec (Avg.) / SM Auto mode : 11 sec (Avg.)
Splice Mode	Max 128 modes
Heating Sleeve	20 ~ 60mm
Heating Time*3	13 sec (45mm, slim 60mm) , 15 sec (60mm)
Heating Mode	Max 32 modes
Tension Test	1.96 ~ 2.25N
Dimension	149W x 177D x 151H mm (with rubber bumper) 130W x 166D x 140H mm (without rubber bumper)
Weight	2.21kg (with battery) / 1.85kg (without battery)
White LED	3 White LEDs
Monitor	5.0" Color LCD display, Full touch screen
Fiber View	X, Y, XY, X/Y
Magnification	320 ~ 520x
Results Storage	10,000 Splice data / 10,000 Splice image
Power Supply	AC Input 100 ~ 240V, DC Input 9 ~ 14V
Terminal	USB Type C / Nano SIM
Battery Capacity*4	LBT-52, Typical usage: 200 cycles / Power save usage : 250 cycles
Electrode Life*5	5500 arcs discharges
GPS	Available

Environmental Condition

Items	Specifications
Operating Condition	Altitude: 0 ~ 5000m Humidity: 0 ~ 95%, non-dew Temperature: -10 ~ 50 °C Wind: up to 15m/sec
Storage Condition	Humidity: 0 ~ 95%, non-dew Temperature: -40 ~ 80 °C

Environmental Test

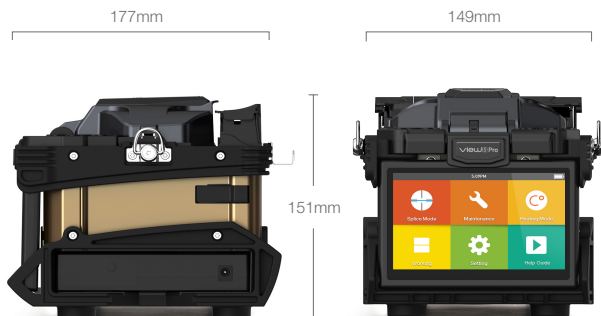
Items	Specifications
Water Resistance	IPx2
Shock Resistance	Drop from 76cm
Dust Resistance	IP5X



Notes


- * 1: Measured by cut-back method relevant to ITU-T and IEC standards.
- * 2: Measured at room temperature. Splice time may vary depending on the environmental conditions, fiber type, and fiber characteristics.
- * 3: Measured at room temperature. Heating time changes depending on the environmental conditions, sleeve type and battery pack condition.
- * 4: Test condition
 - (1) Splice and heat time : 2 minutes cycle ; (2) Using full charged battery ; (3) At room temperature.
 - Splice & Heat cycle can be varied depending on the battery status and operation and environment condition.
- * 5: The electrode life changes depending on the environmental conditions, fiber type and splice modes.

WEIGHT AND DIMENSIONS



Height: 5.95 inches (151 mm)
 Width: 5.87 inches (149 mm)
 Depth: 6.97 inches (177 mm)
 Weight: 4.08 pounds (1.85 kg without battery)

Detailed View



PACKAGE

Standard Package

Model / Part No.	Description	
	Main Unit	
VIEW5 PRO	Fusion Splicer	
	Standard Accessories	
V11	Cleaver	1ea
FH-45	Fiber Holder	1set
FH-SOC-R	SOC Holder	1ea
HTS-SOC-02	SOC Heater Cover	1ea
JS-180300	AC Adapter	1ea
CG-22	Cooling Tray	1ea
E-70	Electrode	1set
LBT-52	Battery Pack	1ea
ACC-25	Power Cable	1ea
USB-7P	USB Cable	1ea
ICC-55	Carrying Case	1ea
IWS-06	Work Tray	1ea
WTB-01	Work Tray Bolt (M6*8)	1ea
WTB-02	Work Tray Bolt (M6*14)	1ea
ST-01	Shoulder Strap	2ea
Quick Reference		1ea

* USB-7P: Type-C USB to Type-A USB (Male & Female) Cable.

Optional Accessories

Model / Part No.	Description	
TK02-AP01	Alcohol pump	1ea
TK02-MP01	Stripper	1ea
CJ-11	Cigarette Lighter Cable	1ea
EG-18	Electrode Grinder	1ea
PS-60S	Heating sleeve(60mm)	1pack(100ea)

VIEW PRO MANAGEMENT SYSTEM

Items	Specifications
Web Site	www.inno-viewpro.com

QR Code

